

Holmer and Shelwick traffic calming consultation

3 September to 1 October 2018

Feedback on the scheme

Introduction

The Holmer and Shelwick scheme proposes the implementation of traffic calming features within the Holmer and Shelwick parish, a reduction of the speed limit, gateway features at the entrances to the parish and the proposal to make Attwood Lane a no through road by closing the junction of Attwood Lane, Church Way and Coldwells Road.

The specific objectives of the scheme are:

- To improve the safety for pedestrians using Attwood Lane
- To improve the safety of cyclists using the roads within the parish
- To improve the safety for motorist using the roads within the parish

The aim of the scheme is to improve the safety for residents within the parish.

An informal consultation was carried out on September 10th 2018, members of the public were given the opportunity to view the measures within the scheme proposal with scheme drawings and information boards on display during the consultation and available online. Members of BBLP and Herefordshire Council were available to answer any queries individuals had about the proposals.

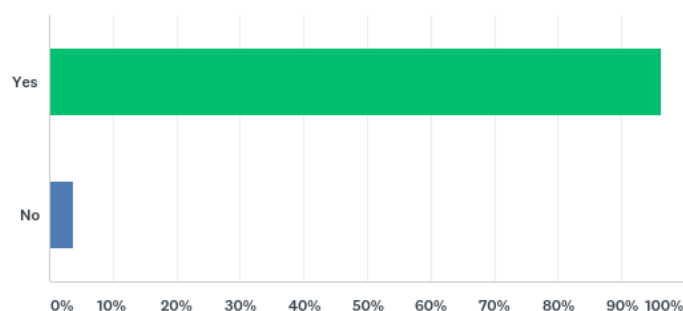
Feedback was received through questionnaires as discussed above, overall it was seen that the majority of the respondents support most of scheme's aims.

The results from the questionnaires received both hard copy and online are summarised below;

Questionnaire data received

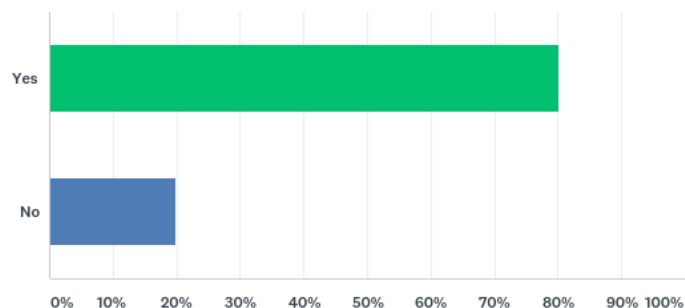
Question 1 related to the respondents post code, this data is omitted for data protection purposes.

Q2 Do you support the reduction in speed limit to 30mph?



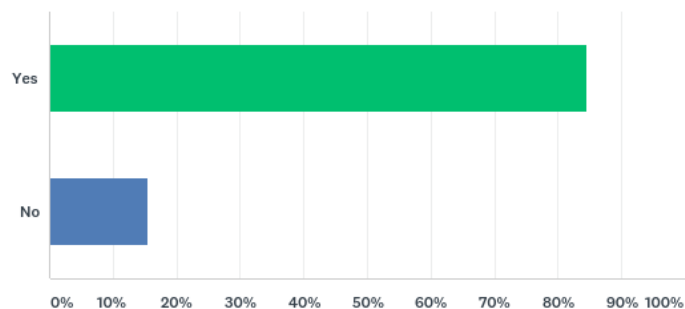
The response to this question shows that the majority of the respondents support the reduction of the speed limit from 60mph to 30mph.

Q3 Do you support the implementation of traffic calming features?



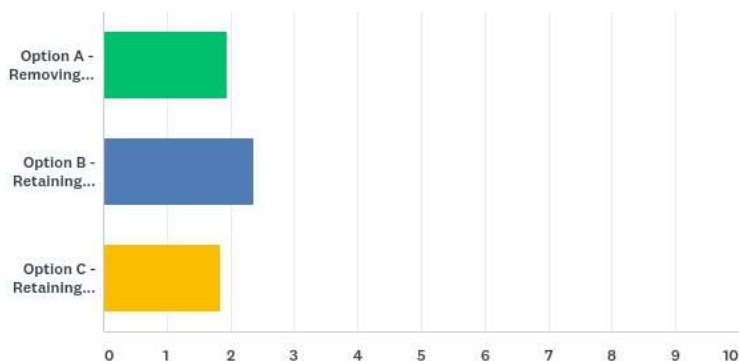
The response to this question shows that the majority of the respondents support the aim of implementing traffic calming features along the length of the roads within the parish.

Q4 Do you support the extension of the footpath on Attwood Lane to Meadow Park?



The response to this question shows that the majority of respondents support the extension of the footpath along Attwood Lane to Meadow Park. The questionnaire gave the opportunity for people to rank the three options proposed for the extension of the footpath in terms of preference from 1 to 3, the results are displayed below;

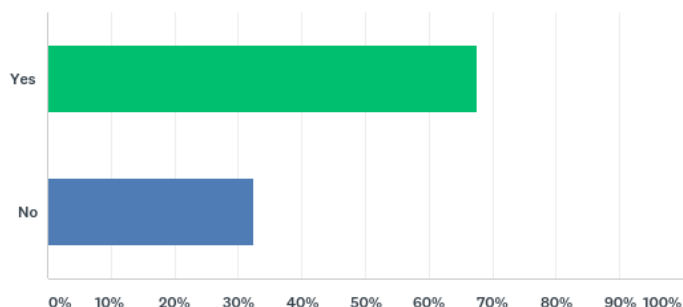
Q5 Which option for the footpath do you prefer, in order of preference? (Please rank each option 1, 2, 3 with 1 being most preferable and 3 being least preferable)



- Option A – Removing Hedgerow, Wide Path
- Option B – Retaining Hedgerow, Narrow Path
- Option C – Retaining Hedgerow, Wide Path, Carriageway Narrowing

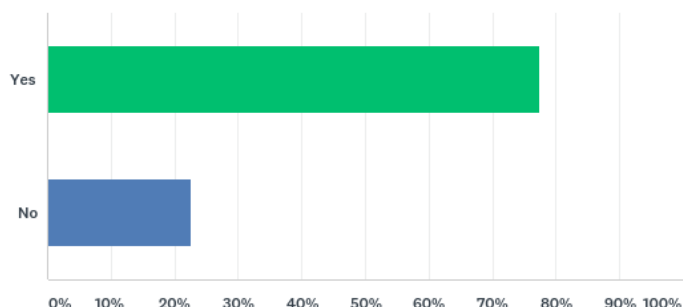
Responses to the question showed that the respondents prefer the option to retain the hedgerow and not affect the width of the carriageway and therefore have a narrow path along Attwood Lane to Meadow Park

Q7 Do you support the introduction of the Gateway features on each entrance to the parish?



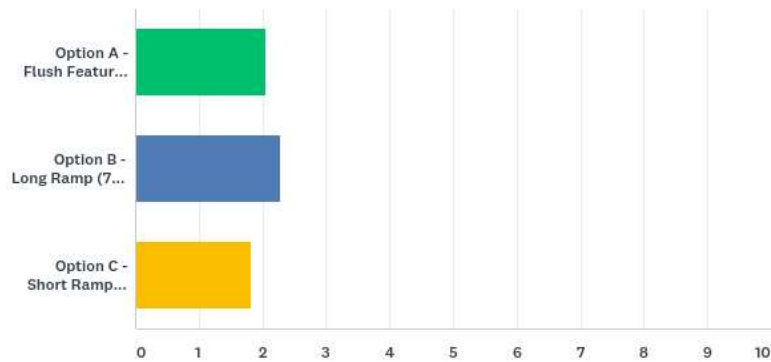
The response to this question shows a large amount of respondents in support of the introduction of Gateway features at each entrance to the parish.

Q8 Do you support the introduction of the junction calming feature on the Munstone Road, Shelwick Lane, Coldwells Road Crossroads?



The majority of respondents support the introduction of the junction calming feature on the Munstone Road, Shelwick Lane, Coldwells Road Crossroads. The questionnaires also gave the opportunity for people to rank the 3 junction options in terms of preference from 1 to 3, the results are displayed below;

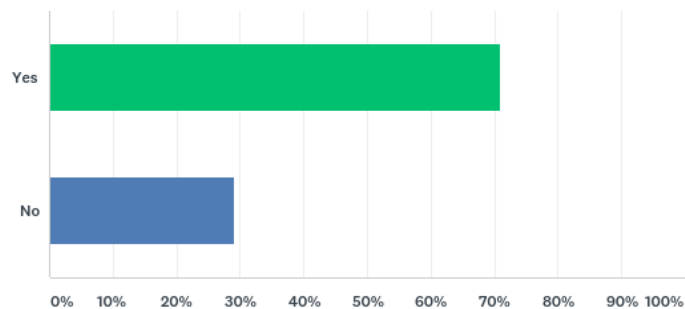
Q9 Which option do you prefer for the junction feature, in order of preference? (Please rank each option 1, 2, 3 with 1 being most preferable and 3 being least preferable)



- Option A – Flush Feature (6mm height feature)
- Option B – Long Ramp (75mm height feature)
- Option C – Short Ramp (75mm height feature)

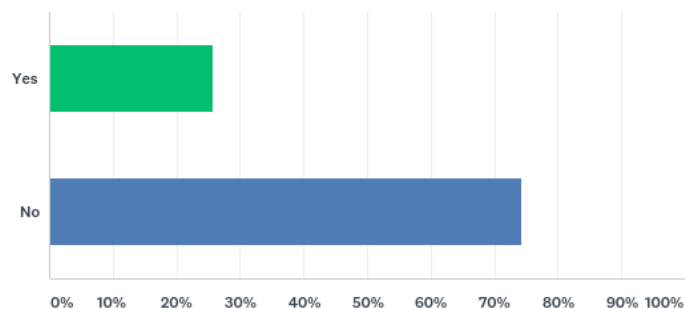
The responses to this question show a slight preference towards the option of the 75mm height long ramp junction feature.

Q11 Do you support the aim of making improvements for pedestrians and cycles on Attwood Lane between Church Way and Meadow Park?



The response to this question shows the majority of respondents support the aim of making improvements for pedestrians and cycles on Attwood Lane.

Q12 Do you support the proposed measures at the junction of Church Way, Coldwells Road and Attwood Lane by preventing through traffic?



The response to this question shows that the majority of the respondents do not support the proposed measure at the junction of Church Way, Coldwells Road and Attwood Lane by preventing through traffic.

Further Comments Received

In addition to the specific questions the questionnaire included space for respondents to give further comments. The key points from the 'comments' sections of the questionnaires are summarised in the table below.

Ref	Comment
1	Creating a 'rat run' down Coldwells road instead of Attwood Lane
2	Gateway features and traffic calming features need to be in keeping with the rural surroundings
3	Who will maintain the gateway and calming features
4	Turning onto Roman Road from Attwood lane will be the only option if Attwood lane is closed
5	Prioritise resurface/fix the poor condition of roads for example Church Way and Munstone Road
6	Create more passing points along Coldwells Road