

## **Section 3 Playing Pitch Strategy for each area including summary of key findings and recommendations**

### **Ross-on-Wye Area**

### **Herefordshire Playing Pitch Assessment**

**On Behalf of Herefordshire Council  
October 2012**

**Ruth Jackson MA MRTPI  
Principal Leisure and Countryside Recreation Officer  
Herefordshire Council**

# Contents

1. Area Profile
2. Supply: Quantitative Assessment
3. Qualitative Assessment:
4. Demand: Research and Consultation
5. Adequacy of Current Provision: The Playing Pitch Methodology
6. Predicting the Future
7. Developing Local Standards
8. Recommendations and Future Actions for Ross-on-Wye Area

## Ross-on-Wye Area Supply and Demand

### 1. Area Profile

#### 1.1 Planning Background

- 1.1.1 Herefordshire Council commissioned GL Hearn to prepare a Local Housing Requirement Study (October 2011) to inform the development of the Local Development Framework Core Strategy. This includes demographic projections for population, households and dwellings, taking account of past demographic trends and forecast economic performance. The plan period covers 2011 – 31 and the analysis sets out the projections for population and housing growth for the county across seven sub Housing Market Areas. (HMAs) including Hereford. A full list of all sub HMAs can be found in the Strategic Overview.

#### 1.2 Population

- 1.2.1 Ross-on-Wye Area has an estimated population (2010 mid-year estimates) of 30,700 residents (16.8 % of the county's population). It includes the following wards: Vallets, Pontrillas, Llangarron, Kerne Bridge, Penyard, Old Gore, Ross-on-Wye West, Ross-on-Wye East. For analytical purposes, it has been divided into the two sub-areas of Ross-on-Wye town and Ross-on-Wye rural.
- 1.2.2 **Ross-on-Wye Town** is divided into East and West wards, with the East ward having a notably older profile than West, with the largest proportions of over 65s being in 'these part of the town and within the top 5% and 25% in the county). Some parts have one of the lowest proportions of children (lowest 5% within the county).
- 1.2.3 **Ross-on-Wye Rural** has a similar age profile to Ross-on-Wye town. The proportion of children in some parts fall within the lowest 5% within the county. *Herefordshire Council Research Team*

#### 1.3 Market Segmentation

- 1.3.1 Sport England's Market segmentation identified that the following "types" are the most dominant market segments in the Ross-on-Wye area:

#### Ross-on-Wye Town:

- Kevin 35 – 45, less active than peer group but enjoys team games especially football
- Elsie and Arnold 66+ Retirement home singles: much less active than others in their group: activities include walking, swimming and bowls
- Roger and Joy 66+ Early retired couple: slightly less active than average enjoying keep fit and swimming, bowls, golf and angling

#### Ross-on-Wye Rural:

- Tim 26 – 35, Settling down males: very active enjoying high intensity activity; enjoys technical sports as well as team games and individual activity
- Ralph and Phylis 66+ Comfortable retired couple: generally less active than the average adult population, but their activity levels are higher than others in their age range: activities include swimming, the gym, bowls and golf.

*Sport England and Experian Ltd. 2010, Measure: Sport Market Segmentation*

## 2. Supply: Quantitative Assessment

- 2.0 This section considers the quantitative assessments of the grass playing pitch provision for football, cricket and rugby. Provision for Hockey is also considered and the use of Synthetic Turf Pitches or grass pitches in the area. It also provides details of bowls and tennis.

### 2.1 Current Provision

- 2.1.1 There are a total of 55 grass pitches for football, cricket, rugby and hockey pitches in the area.

This figure includes all known public, private, school and other pitches whether they are in secured public use or not.

- 2.1.2 The full schedule and location of pitches can be seen in the
- Maps of the County showing both areas and pitch type attached in Appendix 1
- 2.1.3 The existing pitches comprise of the following:
- 9 x Cricket

- 11 x senior Football
- 23 x junior Football
- 5 x mini Football
- 3 x senior Rugby
- 1 x junior Rugby
- 1 x senior Hockey (Artificial Turf Pitch ATP)
- 1 x junior Hockey

In addition there are

- 9 tennis courts
- 1 bowling green
- 3 golf courses

There is also “no longer in use” pitches at

- Whitchurch recreation field (football)
- Rose Farm, Ross-on-Wye (football)
- Little Birch
- Orcop (Football)

2.1.4 Of these 55 pitches, 24 (43 %) are senior full size pitches. Total 16 + population using the 2010 estimated population census (rounded figures) in the Ross area is 10,500. This equates to circa one pitch for every 437 adults (16+) in the study area. This ratio pitches to adults compares very well to many other areas including England as a whole as shown in Table 1 below:

**Table 1: Pitch Ratios**

Local Authority	Ratio (Pitches: adults)
Kennett District Council	1:365
<b>Ross Area</b>	<b>1:437</b>
St Albans City and District Council	1:540
Chichester District Council	1:599
South Somerset District Council	1:608
Halton Borough Council	1:677
Staffordshire Moorlands District Council	1:761
Lichfield District Council	1:766
North Lincolnshire Council	1:773
North Wiltshire District Council	1:804
Derwentside District Council	1:815
Kirklees Metropolitan Borough Council	1:867
South Ribble Borough Council	1:891
Swindon	1:926

Adur District Council	1:947
Rochdale Metropolitan Borough Council	1:968
England	1:989
Ipswich Borough Council	1:992
Northamptonshire County	1:1,015
St Helens	1:1,050
Portsmouth City Council	1:1,100
Tamworth Borough Council	1:1,221
Sandwell MBC	1:1,327
Wolverhampton City Council	1:1,537

*Data used from PMP Consultant studies.*

## **2.2 Accessibility**

- 2.2.1 In line with “Towards a Level Playing Field: a manual for the production of a Playing Pitch Strategy” (Sport England 2003) the definition used for “community pitches” is those with “secured community use”. In practise this definition embraces:

**Table 2: Community Use Categories**

<b>CATEGORY</b>	<b>DEFINITION</b>	<b>SUPPLEMENTARY INFORMATION</b>
A (i)	<b>Secured Community Pitches</b>	Pitches in local authority or other public ownership or management
A (ii)		Pitches in the voluntary, private or commercial sector which are open to members of the public
A (iii)		Pitches at education sites which are available for use by the public through formal community use arrangements*
B	<b>Used by Community, but not secured</b>	Pitches not included in the above, that are nevertheless available for community use e.g. school/college pitches without formal use agreements
C	<b>Not open for Community use</b>	Pitches at establishments which are not, as a matter of policy or practice, available for hire by the public

- Where there is a charge it must be reasonable and affordable for the majority of the local community.
- Pitches in secured community use are pitches that are available for community use by community teams and whose future is secured for the coming seasons by one of the following:

- A formal community use agreement
- A leasing/management arrangement between the school and LEA requiring the pitches to be available to community teams
- A policy of community use minuted by the school or LEA including tariff of charges
- Minutes of the board of school governors allowing use of pitches by community teams
- Written commitment from the school to the current community team using the pitches.

2.2.2 Of the 55 pitches identified, 31 are secured for use by the community. (i) A(ii) A(iii)). Whilst there are a number of non community use sites, including school sites which are used “informally” by the community including the Kingstone High School, which, as well as Weobley High School, is used by Shirebulls Cricket Club currently as their second ground and Dore Valley Football Club also use Kingstone High School pitches as these sites are not seen as secured by Sport England, they have not been included in the demand modelling exercise reported later in this document. John Kyrle High School is used by the community “informally” and as such has not been included.

2.2.3 It should also be noted that the impending “Academy Status” the majority of senior schools across Herefordshire are now seeking will make an impact on the future pitch resources which will be available for community use. As this area is an “unknown quantity” and will no longer be under Local Authority control, the assumption has been made to exclude school sites which are not currently offering community use from the demand modelling exercise.

2.2.4 Also to note is the impact single pitch junior school sites are likely to have on current and future demand. Their role is seen by Sport England as limited and although Herefordshire has large numbers of junior schools, given the school curricula and capacity the pitches have it is unlikely that they could sustain additional community use on a regular basis particularly at Garway and Much Birch.

2.2.5 There are 3 primary schools in the Ross-on-Wye area offering formal community use on their pitches at Lea, Gorsely and Ashfield Park Primary Schools. Ashfield Primary School is used by Ross Cricket Club junior sections. Gorsley Primary School is used by Gorsley Football Club juniors.

2.2.6 Conversely some junior schools may benefit from additional community use, particularly if they are at risk of closure. This is identified as a recommendation for future consideration and exploration with property services.

2.2.7 Information on existing community use agreements on school sites has not been fully collated previously and it has been identified as a recommendation for future consideration with property services.

2.2.8 Table 3 below highlights the use of each site in the area.

**Table 3: Community/non community use pitches in Ross-on-Wye Area**

CATEGORY	DEFINITION	SUPPLEMENTARY INFORMATION
A (i)	<b>Secured Community Pitches</b>	PP126 Goodrich Cricket Ground <ul style="list-style-type: none"> <li>• 1 x cricket</li> </ul> PP121 Brockhampton Cricket Ground <ul style="list-style-type: none"> <li>• 1 x cricket</li> </ul> PP166 Berryfields Playing Fields <ul style="list-style-type: none"> <li>• 1 x senior football</li> <li>• 1 x cricket</li> </ul> PP130 Wormelow Cricket Ground <ul style="list-style-type: none"> <li>• 1 x cricket</li> </ul> PP189 Much Marcle Football ground <ul style="list-style-type: none"> <li>• 1 x senior football</li> <li>• 1 x junior football</li> </ul> PP253 Ross Sports Centre <ul style="list-style-type: none"> <li>• 4 x senior football</li> <li>• 2 x cricket</li> <li>• 1 x rugby</li> </ul> PP95 Weston under Penyard Village Hall <ul style="list-style-type: none"> <li>• 1 x senior football</li> <li>• 1 used by the primary school</li> </ul>
A (ii)		PP191 Ross Football Club <ul style="list-style-type: none"> <li>• 1 x senior football</li> <li>• 2 x junior football</li> </ul> PP174 Kingstone Seven Site Playing Fields <ul style="list-style-type: none"> <li>• 2 x senior football</li> <li>• 2 x junior football</li> </ul> PP258 Grey tree Rugby pitches <ul style="list-style-type: none"> <li>• 2 x senior rugby</li> </ul>
A (iii)		PP48 Lea Primary School <ul style="list-style-type: none"> <li>• 1 x junior football</li> </ul> PP30 Gorsley Primary School <ul style="list-style-type: none"> <li>• 1 x junior football</li> </ul> PP1 Ashfield Park Primary School <ul style="list-style-type: none"> <li>• 1 x junior football</li> <li>• 3 x mini football</li> <li>• 1 x junior hockey</li> <li>• 1 x cricket</li> </ul>
B	<b>Used by Community, but not secured</b>	PP29 Goodrich Primary School <ul style="list-style-type: none"> <li>• 1 x junior football</li> </ul> PP38 John Kyrle High School <ul style="list-style-type: none"> <li>• 1 x senior football</li> <li>• 1 x rugby</li> <li>• 1 x cricket</li> <li>• 1 x Synthetic Turf Pitch (sand)</li> </ul> PP46 Kingstone High School <ul style="list-style-type: none"> <li>• 1 x senior football</li> <li>• 2 x mini football</li> <li>• 2 x senior rugby</li> </ul>



		<ul style="list-style-type: none"> <li>• 2 x cricket</li> </ul> <p>PP28 Garway Primary School</p> <ul style="list-style-type: none"> <li>• 1 x junior football</li> </ul> <p>PP64 Much Birch Primary School</p> <ul style="list-style-type: none"> <li>• 2 x junior football</li> </ul> <p>PP86 St Weonards Primary School</p> <ul style="list-style-type: none"> <li>• 2 x mini football</li> </ul> <p>PP191 Walford Primary School</p> <ul style="list-style-type: none"> <li>• 1 x junior football</li> </ul> <p>PP65 Much Marcle Primary School</p> <ul style="list-style-type: none"> <li>• 1 x junior football</li> </ul>
C	<b>Not open for Community use</b>	<p>PP8 Bampton Abbots and Foy Group</p> <ul style="list-style-type: none"> <li>• 1 x junior football</li> </ul> <p>PP98 Whitchurch Primary School</p> <ul style="list-style-type: none"> <li>• 1 x junior football</li> </ul> <p>PP11 Bridstow Primary School</p> <ul style="list-style-type: none"> <li>• 1 x junior football</li> <li>• 1 x junior rugby</li> </ul> <p>PP43 Kings Caple Primary School</p> <ul style="list-style-type: none"> <li>• 2 x junior football</li> </ul> <p>PP54 Llangrove Primary School</p> <ul style="list-style-type: none"> <li>• 1 x junior football</li> </ul> <p>PP78 St Josephs Primary School</p> <ul style="list-style-type: none"> <li>• 1 x junior football</li> </ul> <p>PP45 Kingstone &amp; Thruxton Primary</p> <ul style="list-style-type: none"> <li>• 2 x junior football</li> </ul>

## 2.3 Location

2.3.1 Sport England’s Facilities Planning Model supports a “hierarchical” approach for the development of sports facilities recognising that larger centres of population can sustain facilities which can provide facilities for a wider hinterland of rural parishes either at a district, local or neighbourhood level or as in the case of Hereford City a sub regional and county level. For Herefordshire it looks like this:

- Tier 1 Sub regional/ Countywide (50K population: Hereford City)
- Tier 2 District (10K population: Market Towns)
- Tier 3 Local (3k population: Market Towns)
- Tier 4 Neighbourhood (Significant Settlements)

2.3.2 In the case of Ross-on-Wye area, in a predominantly rural area where resources are limited, access to local facilities is often dependant on the main population centres providing them. Ross-on-Wye is considered Tier 2 District.

2.3.3 Therefore whilst across the area, a lot of rural parishes don’t have access to pitches, as you would expect the main centres of population provides the most facilities. In Ross-on-Wye area most of the pitches are located in Ross Town or the main villages where the facilities are more multi-functional offering a range of sports and facilities acting as a local “hub”. For example, Ross-on-Wye has

provision for football, rugby, cricket and bowling & Kingstone, where, for example, Kingstone Sports Association is developing their site to meet the needs of the Local Community.

2.3.4 Goodrich and Weston under Penyard, which are Service Centres and Service Hub respectively, also provide reasonable facilities.

2.3.5 As part of the Local Development Framework, Planning has identified new housing growth areas across the county using a sustainable framework based on market towns, service hubs and service centres as areas most likely and capable of sustaining future growth. Those settlements indentified for growth are set out in Table 4 below as it is likely the areas of housing and population growth will provide opportunities for future investment in sports pitches to meet future supply and demand requirements. It is important to note that where, for example, a parish has no facilities, such as Ross Rural and Much Dewchurch and no evidence to suggest they are required in the future, any opportunities arising from new housing should be considered outside of the Parish based on this hierarchical approach and within the thresholds set out below.

**Table 4: Ross Area: Location of Pitches/hierarchy**

Sub-Area/Parish	Total Playing Pitch area (hectares)	Total Playing Pitch area with secured community access (hectares)	% of Playing Pitch area with secured community access (hectares)
<b>Market Town</b>			
<b>Ross on Wye</b>	31.43ha John Kyrle High School Ashfield Park Primary School St Josephs Primary School Ross Football club Ross Sports Centre Greytrees rugby pitches	14.89ha Ashfield Park Primary School Ross Football club Ross Sports Centre Greytrees Rugby pitches	47%
<b>Rural Service Centres</b>			
<b>Goodrich &amp; Welsh Bicknor Group</b>	2.05ha Goodrich Primary School Goodrich Cricket Ground	1.16ha Goodrich Cricket Ground	57%
<b>Whitchurch &amp; Garnew Group</b>	0.74ha Whitchurch Primary School	0ha	0%
<b>Rural Service Hubs</b>			
<b>Weston under</b>	2ha	2ha	100%

<b>Penyard</b>	Weston under Penyard Village Hall	Weston under Penyard Village Hall	
<b>Kingstone &amp; Thruxton Group</b>	12.44ha Kingstone primary School Kingstone HS Kingstone Seven Site Playing Fields	2.74 ha Kingstone Seven Site Playing Fields	22%
<b>Lea</b>			
<b>Parishes</b>			
<b>Brampton Abbots &amp; Roy</b>	0.62h Brampton Abbots Primary School	0ha	0%
<b>Hentland, Ballingham &amp; Bolstone Group</b>			
<b>How Caple, Sollershope &amp; Yatton Group</b>			
<b>Llanwarne &amp; District Group</b>			
<b>Welsh Newton &amp; Llanrothal Group</b>			
<b>Aston Ingham</b>			
<b>Bridstow</b>	0.99ha Bridstow Primary school	0ha	0%
<b>Brockhampton</b>	1.65ha Brockhampton Cricket Ground	1.65ha Brockhampton Cricket Ground	100%
<b>Hope Mansell</b>			
<b>Kings Caple</b>	0.44ha Kings Caple Primary School	0ha	0%
<b>Kilpeck Group</b>	0	0	0
<b>Allensmore</b>	0	0	0
<b>Garway</b>	0.9ha Garway Primary School	0ha	0%
<b>Kent church</b>	0	0	0
<b>Aconbury &amp; Little Birch</b>	0	0	0
<b>Much Birch</b>	2.43ha Much Birch Primary School Wormelow Cricket Ground	1.55ha Wormelow Cricket Ground	64%
<b>Much Dewchurch</b>	0	0	0
<b>Orcop</b>	0		
<b>Lea</b>	1.3ha	1.3ha	100%

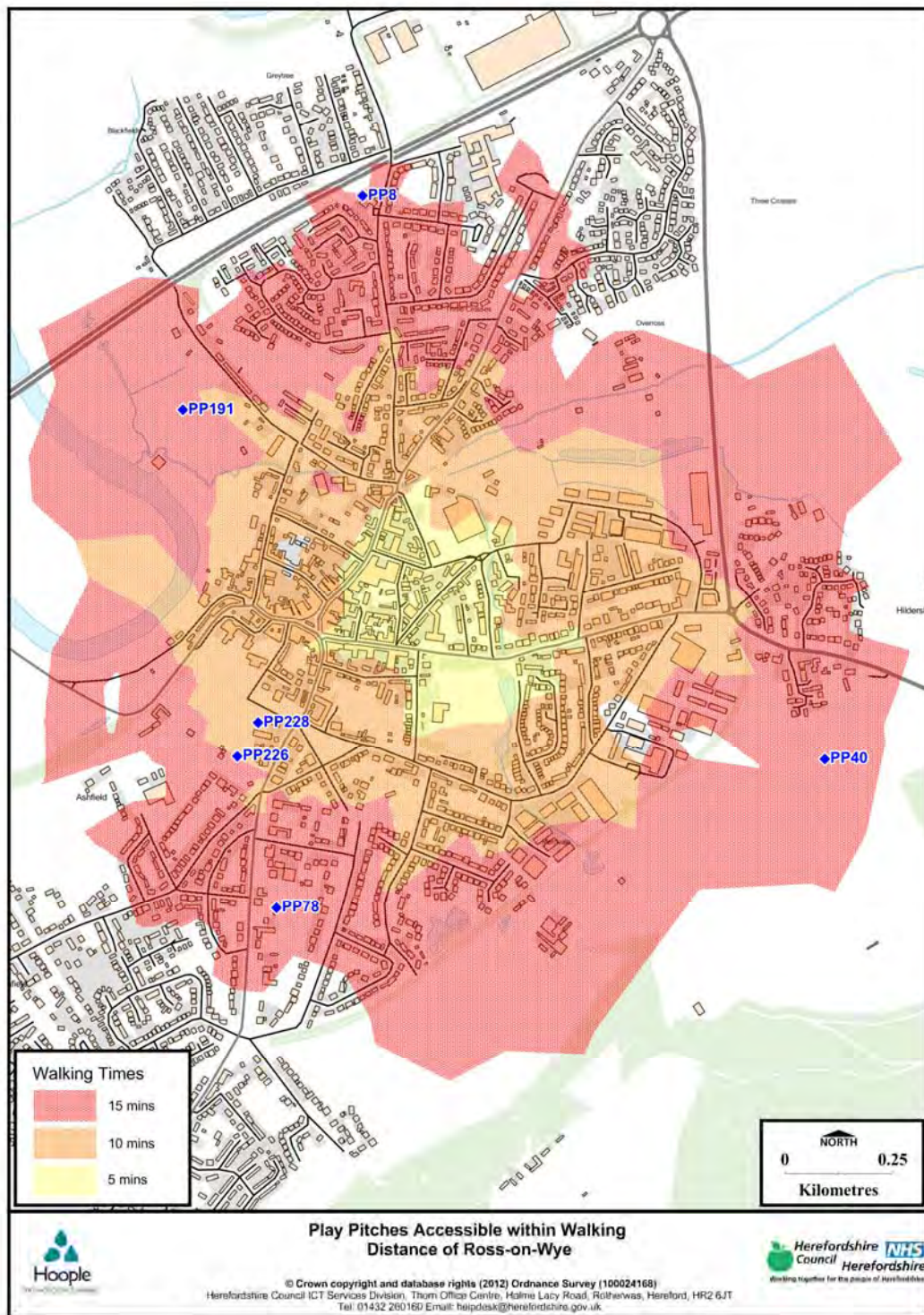
	Lea Primary School	Lea Primary School	
<b>Linton</b>	1.6ha Gorsely Primary School	1.6ha Gorsely Primary School	100%
<b>Llangarron</b>	0.65ha Llangrove Primary School	0ha	0%
<b>Marstow</b>			
<b>Peterstow</b>			
<b>Ross Rural</b>			
<b>Sellack</b>			
<b>St Weonards</b>	1ha St Weonards Primary School	0ha	0%
<b>Upton Bishop</b>			
<b>Walford</b>	2.7ha Walford Primary school	0ha	0%
<b>Much Marcle</b>	1.76ha Much Marcle primary School Much Marcle Football Ground	1.2ha Much Marcle Football Ground	68%
<b>Woolhope</b>	1.84ha Berryfields Playing Fields	1.84ha Berryfields Playing Fields	100%

## 2.4 Thresholds

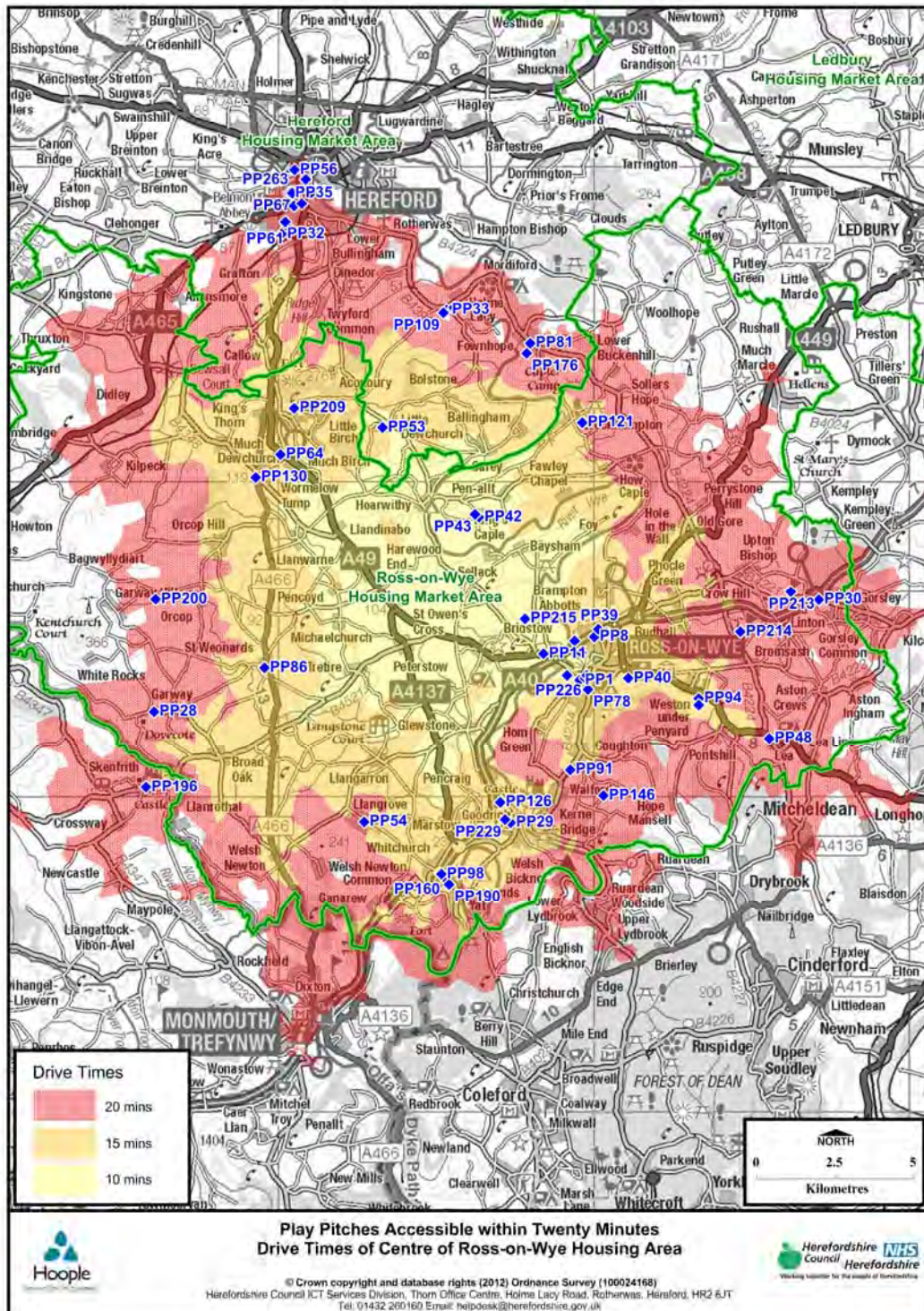
- 2.4.1 In an area of both urban and rural mix it is important to see if the population is within a reasonable threshold distance to access facilities. It is recognised that rural areas are often marginalised having less access to a range of facilities but it would also be unreasonable to expect the same ease of access that those living in urban areas afford. Therefore a slightly different methodology has been considered for rural and urban areas, which meets with Sport England's recommendations. In this way it can be shown if there are any obvious gaps in provision which may require addressing.
- 2.4.2 The modelling exercise for "urban areas" including Ross Town is based on walking and access times recommended by Sport England of "15 minutes walking at 3 mph.
- 2.4.3 The modelling exercise for "rural areas" is based on driving and access times recommended by Sport England of a 20 minute drive time on A and B roads.
- 2.4.4 All access times are taken from a central point in Ross Town.

- 2.4.5 Map 2a below shows the 15 minute walk modelling exercise
- 2.4.6 Map 2b below shows the 20 minute drive time modelling exercise. This identifies that all facilities can be accessed with 10mins, 15mins or 20mins from anywhere within the area, including some in surrounding areas including Hereford City and the neighbouring Local Authority area including Monmouthshire, with the exception of some very small pockets close to Hereford, which do not have A or B roads. There is no supporting evidence to suggest these areas require facilities or have difficulties accessing nearby facilities.

Map 2a: shows walking thresholds in Ross Town



Map 2b: shows “Playing Pitches accessible within a 20 minute drive time of centre of Ross”



## 2.5 Ownership

- 2.5.1 The table below illustrates the ownership of all pitches.
- 2.5.2 The largest providers are the Voluntary/Private sector in respect of community use although there are three primary school sites which have formal community access and the Artificial Turf Pitch at John Kyrle High School is used on an “informal” basis by local clubs.
- 2.5.3 Weston Under Penyard Junior School also use facilities at Weston under Penyard Village Hall recreation ground which is also used by a number of local clubs.
- 2.5.4 Crossfield Tennis Courts in Ross are leased to Ross Tennis Club from the Council.
- 2.5.5 Schools have been consulted via the Schools Sports Partnerships, but further work is recommended if schools are to play a more prominent part in community use in the future, around the school curricula use. It is assumed that those currently offering formal community use have no issues meeting the school curricula.

**Table 5: Ownership**

Ownership	No. of senior football pitches	No. of junior football pitches	No. of mini football pitches	No. of cricket pitches	No. of senior rugby pitches	No. of mini rugby pitches	No of senior and junior hockey	No of Tennis courts
Herefordshire Council (HALO) community use	4	0	0	2	3	0	0	0
School community use	0	4	0	2	0	0	1 ATP 2 junior	0
School non community use	2	15	5	1	0	1	0	0
Private schools	0	0	0	0	0	0	0	0
Parish/Town Council community use	2	0	0	2	0	0	0	9
Private/voluntary community use	3	4	0	2	0	0	0	0
<b>Total community</b>	<b>11</b>	<b>8</b>	<b>0</b>	<b>8</b>	<b>3</b>	<b>0</b>	<b>1 ATP 2 junior</b>	<b>9</b>
<b>Total non community</b>	<b>2</b>	<b>15</b>	<b>5</b>	<b>1</b>	<b>0</b>	<b>1</b>	<b>0</b>	<b>0</b>



9 pitches:	Local Authority (HALO)
33 pitches:	School
0 pitches:	Private school
9 pitches:	Voluntary/private
4 pitches:	Parish Council
Total 55:	31 in community use

*\*note: Tennis courts are not included in the totals above*

### 3 Qualitative Assessment

#### 3.1 Pitches and Site Facilities

- 3.1.1 Perceived quality of pitches and ancillary facilities is almost as important as actual quality as the perceptions of users or potential users can easily change patterns of use.
- 3.1.2 This considers the quality of all the grass playing pitch provision for football, cricket and rugby in the study area. It also includes some detail for bowls and tennis where appropriate.
- 3.1.3 All community facilities listed in Appendix 2 have been visited during Sept and October 2010 by the same assessor from Parks and Countryside. All school sites have been visited in the same period by the same assessors from Property Services to ensure consistency. School changing rooms were not surveyed.
- 3.1.4 The non technical assessment proforma matrix provided as part of Sport England's "Towards a Level Playing Field Guidance" has been used and sites banded accordingly a copy of which is provided in Appendix 3. Scores for each of the playing pitches and changing accommodation are recorded on the table in Appendix 2.

#### 3.2 Site Changing Facilities: Community use only

- 3.2.1 The site assessment matrix rates the overall facilities (changing rooms, parking etc) and the pitches themselves. The percentage scores for the overall sites are broken down as follows:
  - Over 90% - excellent
  - 60%-90% - good
  - 40% - 59% - average
  - 30% - 39% - poor
  - Less than 30% - very poor

3.2.2 The overall results for the quality of facilities show that 3 community use sites have no changing accommodation and of those that do quality and accessibility varies from excellent to average across the sites:

- **1 x changing accommodation is excellent:** Goodrich Cricket Ground, Brockhampton Cricket Ground, Berryfields Playing Fields.
- **7 x changing accommodation is good:** Crossfield Tennis Courts, Ross Bowling Green, Weston-under-Penyard recreation ground, Wormelow Cricket Ground, Kingstone Severn Site Playing Fields, Orcop Football Ground, Berryfields Tennis Courts.
- **2 x changing accommodation is average:** Goodrich Tennis Courts, Ross Sports Centre
- **3 x no changing accommodation:** Ross Football Club (change at Ross Rowing Club) Greytrees Rugby Club, Much Marcle Football Ground.
- **2 x not assessed:** Gorsley Primary School, Ashfield Park Primary School, Lea Primary School

3.2.3 All facilities are actively used by clubs for competitive matches apart from Lea Primary School. There are no poor facilities, but there are facilities which do not meet Sport England's minimum standard of 60%. These include Goodrich Tennis Courts and Ross Sports Centre which both received an average rating. Both facilities will need to be brought up to an acceptable standard.

3.2.4 Ross Football club has no changing provision and previously used facilities at Ross Rowing club, but it is understood that next season they wish to play at Ross Sports Centre so this won't be an issue.

3.2.5 Ross Rugby Club has recently invested in developing pitches on land they own at Greytrees. They currently have no changing facilities and this is a future priority for them and the RFU to invest in new facilities.

3.2.6 Much Marcle Football Ground has no changing but the ground is currently not used by a club for competitive sports matches and home venues.

3.2.7 It is important to note that any requirement for on-site facilities is dependent on the current usage or status of a site.

### **3.3 Pitch quality: Community use only**

- 3.3.1 The site assessment matrix rates the overall facilities (changing rooms, parking etc) and the pitches themselves. The percentage scores for the overall sites are broken down as follows:
- Over 90% - excellent
  - 64 %-90% - good
  - 55% - 64% - average
  - 30% - 54% - below average
  - Less than 30% - poor
- 3.3.2 The overall results for the quality of facilities show that the quality of all pitches is either excellent or good with the exception of mini football and hockey at Weston-under-Penyard recreation ground.
- **13 x excellent pitches:** Goodrich Cricket Ground, Brockhampton Cricket Ground, Ross Sports Centre, Wormelow Cricket Ground, Much Marcle Football Ground, Berryfields, Woolhope (football and cricket).
  - **16 x good pitches:** Lea Primary School, Gorsely Primary School, Ashfield Park Primary School, Ross Football Ground, Ross Bowling Green, Kingstone Severn site Playing Fields (football), Weston-under-Penyard recreation ground (football), Orcop football Ground.
  - **2 x not assessed:** Goodrich Tennis Courts, Crossfield Tennis Courts
- 3.3.3 The pitches rated the poorest in the area at Weston-under-Penyard recreation ground are primarily used by the school as well as Weston Youth FC U14s. They fall below the 65% which meets Sport England's minimum standard.
- 3.3.4 It is, however, important to note that any requirement for on-site facilities is dependent on the current usage or status of a site.

## **4 Demand: Research and Consultation**

- 4.0 This section considers the number of clubs and teams, user perceptions and evidence taken from Governing Bodies Sports Strategies of development priorities and anecdotal evidence from Local Sports Development Officers for the Herefordshire area of any issues around the development of the game. It also considers any opportunities or threats to existing facilities that are currently known.

## 4.1 Ross-on-Wye Area Clubs and Teams

4.1.1 The table below outlines the number of clubs and teams for football, cricket and rugby in the study area: A full list of clubs and teams can be found in Appendix 4. Appendix 5 provides an updated list as of November 2012 of football clubs as provided by Herefordshire Football Association. In summary there are:

**Table 6: Number of clubs and teams in Ross-on-Wye Area**

Sport	No. of clubs	No. adult teams	No. junior teams (u11s/12s) (u13s+)	No. mini teams (u8s/9s/10s)
Football	12	8	13 (m) U11s/12s: 7 U13s +:6	9 (m)
Cricket	10	17	16	5
Rugby	1	3	2	0
Hockey	3	4	2	0
Bowling	1			
Tennis	3			
<b>Total</b>	<b>30</b>	<b>31</b>	<b>39</b>	<b>11</b>

Excluding Bowling and Tennis, there are 26 clubs and 74 teams playing in the study

- 46%, just under half are football. Of the 30 football teams 73% are juniors. This is reflective of national trends, which indicate that participation in mini and junior football is growing.
- 38% are cricket. Of the 36 teams 58% are juniors.
- 4% are Rugby. Of the 2 teams 0% are juniors
- 12 % are hockey. Of the 6 teams 33% are juniors

## 4.2 Team equivalents: School Curricula Use

4.2.1 Sport England has produced the following calculation of team equivalents for both school use and training:

**Table 7: Sport England team equivalents**

Type of Player	Length of match/session	Area of play/size of pitch	Team equivalent
PE Lesson: 11 – 16 yr olds football/rugby	Assume 2 hours	1 junior football/ rugby pitch	1 junior football/ rugby team
PE Lesson 7 – 11 yr olds	Assume 2 hours	1 junior football / rugby pitch	1 mni-soccer/1mini rugby team
Football / rugby training	Up to 2 hours	1 adult football/rugby	1 adult football/ rugby

- adults		pitch	team
Junior cricket training	Up to 2 hours	1 cricket pitch	1 junior team
Break-time activity	Up to 1 hour	1 junior or adult pitch	1 junior football team

4.2.2 Only those schools where clubs are known to play (either with a formal or informal agreement) are included as team equivalent. There are no schools in this area with Informal community use. Table 8 provides details below:

**Table 8: School Team Equivalents.**

Senior School	Community Use	Pitch	School Use Equivalent
JKHS Ross	Yes used by Ross Hockey Club	1 x ATP	School use: 5 x 2 hours per week equivalent 5 junior hockey teams
Kingstone High School	Used by Shirebulls cricket team	2 x cricket pitches	School use: 5 x 2 hours per week equivalent 5 junior cricket teams
Junior School	Community Use	Pitch	School Use Equivalent
Weston under Penyard Primary School	Yes used by Weston Youth Football Club	2 x junior football	School use : 5 x 2 hours per week equivalent 5 x junior football teams
Lea Primary School	Formal: no clubs use it for league games.	1 x junior football	School use : 5 x 2 hours per week equivalent 5 x junior football teams
Gorsley Primary School	Formal: no clubs use it for league games.	1 x junior football	School use : 5 x 2 hours per week equivalent 5 x junior football teams
Ashfield Park Primary School	Formal: no clubs use it for league games.	1 x junior football 1 x cricket	School use : 5 x 2 hours per week equivalent 5 x junior football teams School use: 5 x 2 hours per week equivalent 5 junior cricket teams

4.2.3 The following schools in the Ross-on-Wye Area are or are in the process of converting to Academy Status: John Kyrle High School: Converted, which means that future use of this facility for community use is uncertain.

### **4.3 Team equivalents: Club Training**

4.3.1 **Football:** Herefordshire Football Association identified that the number of hours training undertaken by teams is on average as follows:

- **Senior teams:** train between 1 – 3 hours per week depending on club. Elite teams average 3 hours per week but most teams will

average between 1 and 2 hours per week, therefore in doing the calculation an average has been assumed as follows:

- **Junior/ mini teams:** train for approx 1 hour per week (mini teams approx 30 mins each). In the winter months this is mainly indoors but in the Spring (when the clocks change) this is mainly outside.

**Total:** Based on the total number of teams in the Ross-on-Wye Area, the total team equivalents is **5.5 adult teams** as shown below in Table 9:

**Table 9: Football Team Equivalents**

No of Adult Teams	Adult Team equivalent
Approx 2 teams train 3 x week (10%)	= 2adult teams
Approx 2 teams train 2 x week (30%)	= 1 adult teams
Approx 4 teams train 1 x week (60%)	= 1 adult teams
<b>Total</b>	<b>4 adult teams</b>
No of Junior Games	Adult Team equivalent
13 games/ 2 played per 1 x adult pitch / 4 teams per pitch	3.25adult teams
9 mini games/ 4 games played per 1 adult pitch / 8 teams per pitch/30 minutes each	1.25 adult teams
<b>Total</b>	<b>3.5 adult teams</b>

4.3.2 Outside training in the winter months is an issue and many clubs use indoor facilities or floodlit ATPs in other parts of the county. Owning portable floodlights is an issue for many clubs due to cost and planning issues. The Herefordshire Football Association has highlighted this as a real problem experienced by a number of clubs across the county as a whole and something future funding opportunities could address.

4.3.3 **Cricket:** Herefordshire Cricket Board identified that the number of hours training undertaken by teams is on average as follows:

- **Senior teams:** train 1 hour per week
- **Junior teams:** train for approx 1 hour per week
- **Mini teams:** train for approx 30 mins per week
- **Total:** Based on the total number of teams in the Ross-on-Wye Area, the total team equivalents is **33.30 hours training equivalent to 15.5 junior teams and 1.25 mini teams** as shown in Table 10 below:

**Table 10: Cricket Team Equivalents**

No of Adult/ Junior / Mini Teams	Junior Team equivalent
----------------------------------	------------------------

17 x senior at 1 hour per week	= 7.5 junior teams
16 x junior teams at 1 hour per week	= 8 junior teams
5 x mini teams at 30 mins per week	= 1.25 mini team
<b>Total</b>	<b>15.5 junior teams 1.25 mini team</b>

4.3.4 **Rugby:** Using data from the Hereford and Worcester Rugby Playing Pitch Strategy and based on the total number of teams for the Ross-on-Wye Area the total is as follows:

- **Total: 8 team equivalents** as shown in Table 11 below:

**Table 11: Rugby Team Equivalents**

Club	Adult Team equivalent
Greytrees Rugby Club	8 adult teams per week
<b>Total</b>	<b>8 adult teams</b>

#### **4.4 Local issues for the development of the sport**

4.4.1 Individual sports development plans and local knowledge will help identify key areas for the growth of the game and in particular where support is needed to increase participation. This information will help identify priority areas where future investment in pitches and facilities could support these aspirations.

4.4.2 **Football** The FA have tracked team data over a number of years through football participation reports, the trend for Hereford shows significant growth from 2009/10 onwards with growth then beginning to plateau.

Season	Adult male 11v11	Adult female 11v11	Youth Male	Youth female	Mini Soccer - mixed	<b>Total</b>
<b>2009-10</b>	99	7	97	2	57	<b>262</b>
<b>2010-11</b>	108	4	126	21	63	<b>322</b>
<b>2011-12</b>	96	4	125	23	62	<b>310</b>
<b>2012-13</b>	109	4	122	29	68	<b>332</b>

4.4.3 The Herefordshire FA has a strategy in place to Grow and Retain all areas of the game from 2012-2015 with a particular focus on adult 11v11 football and is therefore exploring ways to help support existing Clubs/Teams identify new opportunities to develop additional teams. For this to happen, it will require appropriate facilities for training and match play to allow the game to flourish.

4.4.4 The FA has an accreditation system known as The FA charter standard award which has 3 echelons. The highest FA award being that of the community award. The FA has set a target nationally to

have 75% of all youth football being played in a Charter standard club. 80.95% of youth football in Hereford is played in a Charter Standard Club.

4.4.5 As part of this figure, within the Ross-on-Wye Area, of the Ross Juniors FC are Chartered Standard Club with the potential to become a community club.

4.4.6 Key priorities for the Herefordshire FA from 2012-2015 are focused around 6 Key Areas;

- Growth and Retention\*
- Raising Standards
- Better Players
- Workforce Development
- Running the Game
- Facilities\*

The main priorities under these headings are as follows.

\*Growth and Retention:

- Sustain current affiliated mini soccer teams (mixed) during season 2012-2013 and support Clubs to develop further mini soccer teams during season 2013/2014 and 2014/2015.
- Clubs and Leagues need to be mindful of the FA Youth Development Review and the new formats of Football that will bring in changes to facility provision especially at U7 and U8 who will play 5v5 football from season 2013-2014 and 2014-2015 respectively.
- Develop new and sustain existing Youth Male Teams from U11 – U18 with a vision of 130 teams by season 2014-2015. At U11 and U12 age groups, the format of the game will be 9v9 football on  $\frac{3}{4}$  pitches with U13's upwards progressing to 11v11.
- Develop new and sustain existing Youth Female Teams from U11 – U18 with a vision of 25\*\* teams by season 2014-2015. At U11, Girls currently play 7v7 and at U13 they play 9v9, considerations around U15 playing 9v9 or 11v11 need to be considered linked to player registrations and participation in this area of the County. (\*\*there are currently 25 Youth Female Teams affiliated – therefore the priority will be to retain teams within this area and develop growth where there is potential to do so).
- Adult Male Football is a key priority and therefore particular emphasis will be around sustaining and growing the Adult Male



11v11 Game – links with the U18 League are critical to the sustainability of Male 11v11 Teams in Adult Football.

- Adult Female Football is also a priority and therefore sustaining and growing the Adult Female 11v11 is key to ensuring there is a structured player pathway from U9 – Adult. Priority work with leagues to develop a player pathway from Junior to Adult is important work to be done. There are currently 4 Adult Female Teams with a target of 5 by 2014-2015. Flexibility in playing formats is critical to sustainability of the Adult Female Game within Herefordshire.

4.4.7 Youth Development Review Implications: By the 2012/13 season it is forecast that 9v9 will already be a more popular format for young players across the country than the 11v11 version of the game. These formats are based upon all the academic research, evidence about child development and player development that has been gathered throughout the extensive consultation process. The Herefordshire Junior League and Herefordshire Girls League already provide 9v9 for U11 and U12 (HJFL) and U13 (HGFL) and have worked with the LA to ensure pitches are marked according to required usage.

4.4.8 One of the short-term challenges the Herefordshire FA face along with Leagues and Clubs is ensuring we have facilities that meet the pitch and goal requirements and to support this The FA have specific resources to support Clubs, Leagues and Local Authorities to ensure the pitches are set out according to usage.

4.4.9 The FA are introducing mandatory changes to the game from 2013/14 which will see a number of new formats of the game in the youngest age ranges. Introduction of 5v5 football at U7 and U8 from season 2013-2014 suggests that there will be an increased demand in the number of 5v5 pitches as well as 9v9 pitches as this format becomes mandatory to leagues from Under 11. The impact of these changes should be monitored closely as demand levels are likely to change significantly.

4.4.10 **Cricket:** The Herefordshire Cricket Board (HCB) has identified within its' Facilities Development Plan 2009-2013, that the county has 45 cricket clubs affiliated to the HCB. 11 are designated Focus clubs of which Ross on Wye Cricket Club, Brockhampton Cricket Club and Wormelow Cricket Club are ones. Brockhampton Cricket Club and Ross on Wye Cricket Club are also Club-marked and Goodrich Cricket Club is one of 3 clubs that are Affiliated Clubs with Junior Section that are working towards Focus Club status.

- 4.4.11 The Herefordshire Cricket Board recognises that there is a good spread of Focus Clubs across the county in terms of travelling distances and population centres. As such clubs are organised into 4 cricket development districts to enable the development of school club links and a progression route for the sport. They are: Central; East; North & West and South & West. Ross Area mostly falls in South West district
- 4.4.12 The focus clubs have detailed development plans and are progressively working with a cluster of schools within the population centres resulting in Herefordshire having seen progressive growth in the number of participants at school club, district and county level over the past 6 years. There is also currently a strong take up of the game at a junior level, male and female.
- 4.4.13 The HCB also undertook an assessment of local facilities and this found that most club houses and pavilions are considered good or adequate but on a club by club basis attention is being paid to ensure that all changing rooms meet modern standards. This is particularly important for women and girls cricket development and for Focus clubs. Only a few clubs rate their square and outfield and practice facilities as good. Very few 2<sup>nd</sup> grounds currently meet quality standards and individual clubs may require an upgrade and improvements to their facilities. This is particularly important as women and girls cricket develops and for Focus clubs.
- 4.4.14 Brockhampton Cricket Club, is on short term lease. Ross Cricket Club provide good opportunities for women and girls cricket to develop
- 4.4.15 **Hockey:** The International Hockey Federation (IFH) under whose guidance all governing bodies have to operate, have stipulated that 3G, or long pile turf pitches, must be certified as being appropriate for hockey. The maximum permitted will be 35-40mm and provided this is met the pitch can be used for local and regional league competition. There are, however, severe restrictions on use of these pitches outside of that category. However, a pitch with 40mm length pile has to pass the IFH testing parameters and if it does not, then the existing insurance cover may well be invalidated which means that hockey could not be played.
- 4.4.16 Currently Ross Men's and Ladies Hockey club play outside the county at Monmouth High School facilities and such hasn't been included in this assessment.
- 4.4.17 **Rugby:** The Rugby Football Union (RFU) acknowledge that the range of facilities will be driven by the activities that take place and therefore if a club seeks investment to increase or improve their

facilities then the level of activity must take account of any “under capacity”. The North Midland strategy identifies three Model Venues that should be viewed as benchmarks against which clubs can identify their level of provision and need. Each one has a different range of activity and the requisite facilities and are not in any priority order, but designed as a framework.

- 4.4.18 Ross Rugby Club currently have 3 adult teams and 2 junior teams. They no longer use Ross Sports Club (which only had one pitch) and are now based at their Greytrees site which has recently been improved. This site has limited capacity: 2 x pitches and 1 x training area. They have grown their membership significantly in recent seasons and have delivered half of their projects at the new site having recently completed the building of a new set of changing rooms. However, the planning permission also covers a further two changing rooms which are required to meet all the clubs needs and is seen as a high priority by the club and the RFU.
- 4.4.19 **Bowling:** Bowling is not seen as a high priority sport in the county and no issues have been raised.
- 4.4.20 **Tennis:** No issues have been raised by the Lawn Tennis Association for Herefordshire and Worcestershire.
- 4.4.21 There are a number of issues which have been brought to the attention of the Local Authority in response to pressures of using old outdated facilities and a desire by the local community to improve the local offer. As such some of the local sporting fraternity have come together to form one strong voice for the future provision of facilities at Ross Sports Park. Herefordshire Council are in support of a Community Asset Transfer of facilities to the company that has been set up, acknowledging the benefits of community ownership and the potential to develop the facilities into a self sustaining, prestigious “hub” facility for the town and area. In detail:
- Ross Sports Centre Community Interest Company Ltd has secured the lease for the pavilion and car park (not including the access road) from HALO and are in the process of securing a 25 year lease for the playing pitches
  - Those with an interest include Ross Football Club who wish to relocate from existing pitches next season and play league matches at Ross Sports Centre
  - The Cricket Club will be given the option in the future to be part of the Ross Sports Centre Community Interest Company Ltd Lease.
  - Priorities, include, investment and improvements to the pavilion to meet the minimum standards, development of a robust sports development plan and to seek external funding

opportunities for example, Sport England’s protecting playing fields programme

- Outline planning is secured to develop additional pitches on land adjacent to the site. Depending on “need” the land is capable of delivering a full size football pitch, a 9 v 9 which and 2 minis.

4.4.22 Other proposals and options for the town brought forward in recent years, for the development of facilities have not come to fruition due to lack of funding. It is hoped that the opportunities provided through the Local Development Framework will help to rectify these issues. In detail:

- The Brampton Road Site which belongs to John Kyrle High School secured planning permission to develop school playing pitches available for community use, a number of years ago.
- The school also own a “disused” school playing field at Hildersley Road. Its location is not suitable for school use. The sale of this land for housing could enable the Brampton Road site to be brought into fruition.
- However, future community use status unknown as John Kyrle High school is now an Academy.

#### **4.5 User perception: Club Responses**

4.5.1 The key issues raised by the clubs in response to the questionnaire, in terms of participation, facilities used, issues and development opportunities are summarised below. The response rates for each sport to the questionnaire are also included.

4.5.2 **Football:** Returned Questionnaire from Football Clubs

- 3 Clubs (23 %)
  - 19 teams – (58%)

**Table 12: Football Club responses**

<b>Club</b>	<b>Ross Football Club</b>
Match Day Venues	Match Day Venues :Ross Rowing Club–Hired – Ross Rowing Club – Saturday u9, 10, 11, Sunday 12, 13, 15 am and pm and Sunday am
cancellations	8 rescheduled due to pitch condition
Training on main pitch	Outdoor Training Venue: Ross Rowing Club – Summer – Mon, Wed, Thurs 6 -7. Junior teams turn up ready changed and don’t use changing rooms. 1 hours training per week on main pitch. Indoor Training Venues: John Kyrle High

	School – Astro and Indoor. Hired from the school. Winter Wed/Thurs 6 – 7
Pitch rating overall	Good but dog fouling and litter a problem and overall grass cover
Changing	Good
Showers	Good
Parking	Good
Value for money	Good
Future plans	Re locate
Where do majority of players reside?	Ross-on-Wye

**Club**

**Kingstone Harriers FC**

Match Day Venues	Severn Site, Kingstone – Hired – Saturday 2.30
cancellations	30 games played last season – 4 rescheduled due to pitch condition
Training on main pitch	Outdoor Training Venues: Severn Site, Kingstone – time varies Training on main pitch and adjacent pitch time varies
Pitch rating overall	Good
Changing	Good
Showers	Good
Parking	Good
Value for money	Good
Future plans	None
Where do majority of players reside?	Kingstone

**Club**

**Golden Valley Juniors FC**

Match Day Venues	Severn Site, Kingstone – Hired – Saturday, Sunday, Wednesday and Thursday
Cancellations	60 games played last season – 10 cancelled due to pitch condition
Training	Outdoor Training as above No indoor training
Pitch rating overall	Good
Changing	Good
Showers	Good
Parking	Acceptable
Value for money	Good
Future plans	Increase membership
Where do majority of players reside?	Kingstone

4.5.3 **Cricket:** Returned Questionnaire from Cricket Clubs:

- 2 Clubs (33%)
  - 12 teams – (33%)

**Table 13: Cricket Club Responses**

<b>Club</b>	<b>Brockhampton Cricket Club</b>
Match Day Venues	Match Day venues: The Parks Brockhampton– leased to club. Saturday 9.30 – 8-30, Sunday 1.30 – 8.30 and The Stables, Brockhampton - leased to club Saturday 10 – 8.30
Cancellations	73 games are played on the main pitch each season but 12 cancelled last season due to weather conditions.
Training on main pitch	Outdoor training as above The main pitches are used for training for 14 hours per week Indoor Training: Cathedral School Hereford. (Hire)
Pitch rating overall	Good
Changing	Good
Showers	Good
Parking	Good
Value for money	Good
Future plans	Brockhampton Cricket Club does have a development plan. Future plans include increasing membership, expanding the range of facilities and refurbishing existing facilities.
Where do majority of players reside?	Herefordshire
<b>Club</b>	<b>Woolhope Cricket club</b>
Match Day Venues	Match Day venues: Berryfields, Woolhope - hired – Woolhope Parish Council. Saturday 1 – 8 pm, various evenings and Sundays
cancellations	Games are played on the main pitch each season but 8 cancelled last season due to pitch conditions.
Training on main pitch	
Pitch rating overall	Good
Changing	Good
Showers	Good
Parking	Good
Value for Money	Good
Future Plans	Future plans include increasing

	membership, refurbish existing facilities and relocation to different premises
Where do majority of players reside?	The majority of players reside in Woolhope and Mordiford district

- 4.5.4 **Rugby:** Returned Questionnaire from Rugby Clubs:
- 1 Clubs (100%)
    - 5 teams – (100%)

**Table 13: Rugby Club responses**

Club	Ross Rugby Club
Match Day Venues	Used to play at Wilton Road – Sat 12 – 5 pm, Tues 6 – 9 pm, Thurs 6-9 pm Sunday 10 – 12 noon but rated a lot of aspects of the main pitch as poor including changing an overall quality of the pitch
Development Plans	As part of their development plan they have successfully developed pitches at Grey tree. They aim to develop a 3 <sup>rd</sup> / veterans’ team, and develop junior rugby. Most players reside in Ross and both senior teams are very successful in league rugby, there is a large potential player base in the town. They are in the process of developing changing facilities at the new ground with the support of the North Midland RFU. Having had only 1 pitch restricted the club’s development and there is an opportunity to develop junior rugby. Clubs objectives are to build changing facilities at the new ground including training lights

- 4.5.5 **Hockey:** Returned Questionnaire from Hockey Clubs:
- 0 Clubs (0%)

- 4.5.6 **Bowling:** Returned Questionnaire from Bowling Clubs:
- 0 Clubs (0%)

- 4.5.7 **Tennis:** Returned Questionnaire from Tennis Clubs:
- 1 Club (33%)

**Table 14: Tennis Club responses**

Club	Ross Tennis Club
------	------------------

Match Day Venues	Play at Ross Tennis Centre (at Crossfields) which is open to members and non members. It has 4 floodlit courts leased from Herefordshire Council and can be used any time 7 days a week depending on fixtures.
Where do majority of players reside?	Ross

## 5 Adequacy of Current Provision: The Playing Pitch Methodology

5.1.0 The remainder of this section draws on the findings of the supply and demand analysis to identify key issues and a future delivery strategy for Herefordshire and Ross-on-Wye Area in particular

The Playing Pitch Methodology comprises 8 stages:

- Stage 1: Identifying Teams / Team equivalents
- Stage 2: Calculating home games per week
- Stage 3: Assessing total home games per week
- Stage 4: Establishing temporal demand for games.
- Stage 5: Defining Pitches used / required on each day
- Stage 6: Establishing Pitches Available.
- Stage 7: Assessing the findings
- Stage 8: Identifying policy options and solutions

5.1.1 Stages 1 – 6 involve numerical calculations, whilst stage 7 and 8 develop issues and solutions. The methodology is employed to analyse the adequacy of current provision and to assess possible future situations, in order that latent and future demand (identified through Team Generation Rates) and the problems with quality, use and capacity of existing pitches can be taken into account. The increase in population is considered by modelling a future year scenario – in this case 2031. Potential changes to pitch stock over that time are also taken into account.

5.1.2 It is implicit to the methodology that each sport is dealt with individually with a specific set of calculation for each because, despite some superficial similarities, they exhibit very different patterns of play. Bowling and Tennis are not included in these calculations.

5.1.3 We have however, used the Playing Pitch Model assumptions regarding the number of home games per week played by each sport. This is further broken down to deal with junior and senior play which is taken from the league fixtures. The analysis requires a breakdown of junior and senior pitches, however, no differentiation has been



made between junior and senior cricket as they play on pitches of similar dimensions.

- 5.1.4 The Playing Pitch Model is a “peak day” model, therefore, we have determined on which day teams /leagues wish to play their fixtures, as well as the peak time (am or pm). The methodology also considers the ability of pitches to sustain play on the peak day at the peak time.

## **5.2 Playing Pitch Capacity**

- 5.2.1 “Towards a Level Playing Field” indicates that it is appropriate to take account of the carrying capacity (i.e. the number of games that pitches are adequately able to sustain per week) when calculating the playing pitch methodology.
- 5.2.2 There is no formula for calculating the carrying capacity of pitches as it is dependent on a number of factors such as weather, conditions, public access, quality of players etc. This information is best gathered through local knowledge, user surveys etc.
- 5.2.3 In calculating the carrying capacity of a pitch, the following should be considered:
- What proportion of the games are cancelled on the pitch due to poor pitch condition?
  - Is the condition of the pitch declining over the season?
  - What is the maintenance regime for the pitch at present?
  - Could the capacity of the pitch be improved by enhanced maintenance?
  - To what extent are pitches required to accommodate training activity?
- 5.2.4 As the response rate from both clubs and pitch owners is fairly low we haven’t been able to consider the above in a meaningful way. The standard Playing Pitch Model assumes that pitches are able to take 2 games per week. However, this depends on its quality. Therefore, based on other studies and the non technical assessment undertaken for each pitch an informed judgement has been made to classify them using the following categories:

### **Table 15: Quality Ratings Categories**

Quality Rating	Carrying Capacity	Multiplication Factor
Excellent/Good	2 matches per week	1.0
Average	1.5 matches per week /	0.75
Below Average	1 match per week	0.5
Poor	0.5 match per week/	0.25

5.2.5 If a pitch is of an excellent/ good quality it may be able to take two games per week, hence a higher weighting, however, on the other hand, if the pitch is only able to accommodate 1 match per week, it is equivalent to half a pitch.

5.2.6 Increasing the quality of a pitch will therefore increase the capacity of the pitch and reduce the overall number of facilities required. Qualitative improvements are therefore likely to be as important as the provision of additional pitches.

5.2.7 Other considerations to be taken into account include things such as carrying capacity which varies between sports and age groups: For example:  
The condition of a football pitch is more likely to deteriorate quicker when in use than a cricket pitch due to both the nature of the sport and the time of year these sports are played; one cricket pitch normally supports a number of cricket strips/wickets, but uses the same outfield which can be used alternatively across a cricket season, therefore for these reasons a cricket pitch is more likely to hold three matches or more per week, than football. Lower levels of wear and tear are generated by younger players and the short duration of matches, mini football pitches are considered able to sustain three or four games per week, without detriment to them.

5.2.8 Synthetic hockey pitches are not affected by the conditions discussed above as wear and tear of this pitches does not occur to the same degree as grass. These pitches have therefore been considered able to take four games on the peak day, although this is dependent on flexible programming of matches to ensure this is feasible.

5.2.9 Table 16 shows the number of pitches available in Ross-on-Wye Area when taking the multiplication factor into consideration.

**Table 16: Quality Ratings**

Quality Rating Carrying Capacity	Football	Multiplication Factor – pitches available	Total pitches available per week.
Excellent/Good 2 matches per week	community use 9 x senior 8 x junior non community use 1 x senior 4 x junior 5 x mini	community use 9 8 non community use 1 4 5	community use 9 x senior 8 x junior non community use 1.75 x senior 11.75 x junior 2.25 x mini
Average 1.5 matches per week	non community use 1 x senior 9 x junior 3 x mini	non community use 0.75 6.75 2.25	
Below Average / poor 1/ 0.5 match per week	non community use 2 x junior	non community use 1	
Quality Rating Carrying Capacity	Rugby	Multiplication Factor – pitches available	Total pitches available per week.
Excellent/Good 2 matches per week	community use 3 x senior non community use 1 x senior	community use 3 non community use 1	community use 3 x senior non community use 2.5 x senior
Average 1.5 matches per week	non community use 2 x senior	non community use 1.5	
Quality Rating Carrying Capacity	Cricket	Multiplication Factor – pitches available	Total pitches available per week.
Excellent/Good 2 matches per week	community use 6 x senior	community use 6	community use 7.5 x senior non community use 0.75 x senior
Average 1.5 matches per week	Community use 2 x senior non community use 1 x senior	Community use 1.5 non community use 0.75	
Quality Rating Carrying Capacity	Hockey (grass)	Multiplication Factor – pitches available	Total pitches available per week.
Excellent/Good 2 matches per week	community use 1 x senior ATP	community use 1	community use 1 x senior ATP non community use 1.5 junior grass
Average 1.5 matches per week	non community use 2 x junior grass	non community use 1.5	

### 5.3 Playing Pitch Model Calculations

- 5.3.1 The table below shows the calculations undertaken to determine the surplus/deficit of football, cricket and rugby pitches in the study area.
- 5.3.2 As per the PPM guidance, it is assumed that all football and rugby teams play a home match every fortnight. However, for cricket teams it is assumed that many teams play home matches more than every fortnight (i.e. mid-week matches etc) hence the figure of 0.7.
- 5.3.3 Data has been determined by a combination of questionnaire responses, telephone interviews, discussions with the HFA, ECB and RFU and web based information on league fixtures. Figures are approximate and it is acknowledged that these could change.
- 5.3.4 Only community use sites have been included and the multiplication factor for the pitches as described above used.

**Table 17: Football Surpluses / Deficiencies**

<b>Ross Area: Football Provision: Surpluses / Deficiencies</b>						
<b>Stage 1: Identifying Team Equivalents</b>						
Adult Teams	8					
Training adult equivalents	8.5	4 adult/3.25 junior/1.25 mini				
Junior Teams (u11s/12s) (U13's +)	33	13 junior (u11's /12's - 7) (u13's + 6 / 20 school equivalents				
Mini Teams (u8's/9's/10s)	9					
Total	61.75					
<b>Stage 2: Home Games per Team per Week</b>						
(based on the principal of one home game per week, one week away = 0.5 )						
<b>Stage 3: Total Home Games per Week</b>						
Adult	(8 x 0.5)				4	
Training adult equivalents	8.5x 1				8.5	
Junior Teams (u11s/12s) (U13's +)	(7 x 0.5) (6 x 0.5)				3.5 (u11's /12's) 3 (u13s+)	
School equivalents	(20 x 1)				20	
Mini Teams (u8's/9's/10s)	9 x1				9	
<b>Stage 4: Temporal Demand for Games</b>						
	Sat am	Sat pm	Sun am	Sun pm	U18 floodlit	Weekday schools/ Weekday training
Adult	0%	71%	29%	0%	0%	0%
Training adult equivalents	0%	0%	0%	0%	0%	100%
Junior Teams (U13's +)	0%	0%	34%	66%	0%	0%
School equivalents	0%	0%	0%	0%	0%	100%
Mini Teams (u8's/9's/10s) Junior Teams (u11s/12s)	82%	0%	18%	0%	0%	0%
<b>Stage 5: Pitches required to meet Peak Demand</b>						

	Sat am	Sat pm	Sun am	Sun pm	U18 floodlit (weekday)	Weekday schools/ Weekday training
Adult	0	3	1	0	0	0
Training adult equivalents	0	0	0	0	0	8.5
Junior Teams (U13's +)	0	0	1	2	0	0
School equivalents	0	0	0	0	0	20
Mini Teams (u8's/9's/10s) Junior Teams (u11s/12s)	3 x 9 v 9 7 x 7 v 7	0	0.5 x 9 v 9 2 x 7 v 7	0	0	0
<b>Stage 6: Community Pitches available to meet Peak Demand</b>						
To assess the adequacy of current provision weightings have been added to reflect the capacity/availability of existing pitches.						
	LA owned/LEA owned	PC owned	Privately/voluntary owned	Total		
Adult	4 (Halo)	2	3	9		
Junior	4 (Schools)	0	4	8		
Mini	0	0	0	0		
<b>Stage 7: Surplus / deficiency of pitches</b>						
	Total pitches	Peak demand	Surpluses/deficiencies			
Adult	9	3	+ 6 surplus			
Training adult equivalents	9	8.5 training	-0.5 deficiency (if training on same night)			
Junior Teams (U13's +)	9	2	+ 7 surplus			
School equivalents	9	20	Schools use school pitches several times per week.			
Mini Teams (u8's/9's/10s) Junior Teams (u11s/12s)	8 x junior 0 x mini	3 x 9 v 9 7 x 7 v 7	+ 5 surplus 9 v 9 - 7 deficiency 7 v 7			
Peak time for adult/junior/mini	There is no issue with adults and juniors playing on the same day and the older juniors who do play on the same day as the younger juniors play on senior pitches.					
Usage per week for games and training.	Use the senior pitches by adults and older juniors is less than 1 x per week (0.8 times) allowing some pitches to rest. Training potentially adds another 9.75 times per week which on 10 pitches is still less than 1 x per week (0.9). However school use is high on the 8 school pitches at over 2.5 times per week on average thus increasing wear and tear. Mini pitches are used at a rate of 1.2 times per week.					

**Table 18: Cricket Surpluses / Deficiencies**

<b>Ross Area: Cricket Provision: Surpluses / Deficiencies</b>	
<b>Stage 1: Identifying Team Equivalents</b>	
Adult Teams	17
Adult Training	7.5 (junior equivalents)
Junior Teams	21 (16 juniors/ 5 school equivalents)
Junior / mini Training	8 junior/1.25 mini
Mini Teams	5
<b>Total</b>	<b>54.75</b>
<b>Stage 2: Home Games per Team per Week</b>	
(based on the principal of one home game per week, one week away = 0.7)	
<b>Stage 3: Total Home Games per Week</b>	

Adult	(17 x 0.7)	11.9				
Adult Training	(7.5 x 1)	7.5				
Junior / mini	(16 x 0.7) (5 x 1)	11.2 5				
Junior / mini Training	(8 x 1) (1.25 x 1)	8 1.25				
Mini	(5 x 0.4)	1.25				Note: some minis only play monthly
<b>Stage 4: Temporal Demand for Games</b>						
	Sat am	Sat pm	Sun am	Sun pm	Tuesday pm	Weekday schools/ Weekday training
Adult	0%	70%	0%	30%	0%	0%
Adult Training	0%	0%	0%	0%	0%	100% (Wednesday)
Junior / school	0%	0%	9%	42%	23%	23%
mini	0%	0%	100%	0%	0%	0%
Junior / mini Training	0%	0%	0%	0%	0%	100% (juniors Thursday) Minis monthly
<b>Stage 5: Pitches required to meet Peak Demand</b>						
	Sat am	Sat pm	Sun am	Sun pm	Tuesday pm	Weekday schools/ Weekday training
Adult	0	8.3	0	3.6	0	0
Adult Training	0	0	0	0	0	7.5
Junior / mini	0	0	1.4	6.4	3.4	5
Mini	0	0	1.25	0	0	0
Junior / mini Training	0	0	0	0	0	8. juniors 0.25 minis – not set night 1.25 (monthly)
<b>Stage 6: Community Pitches available to meet Peak Demand</b>						
To assess the adequacy of current provision weightings have been added to reflect the capacity/availability of existing pitches.						
	LA owned/LEA owned	PC owned	Privately/voluntary owned	Total		
Adult/Junior	3.5 (2 x Halo/Ross Sports, 1.5 x schools)	2	2	7.5		
<b>Stage 7: surplus / deficiency of pitches</b>						
	Total pitches	Peak demand	Surpluses/deficiencies			
Adult	7.5	8.3	<b>-0.8 deficiency</b>			
Adult Training	7.5	7.5	0			
Junior / school	7.5	6.4	+1.1 surplus			
Mini	7.5	1.25	+ 6.25 surplus			
Junior/ Mini /Training	7.5	8	<b>-0.5 deficiency</b>			
Peak time for adult/junior Sun pm – juniors use senior pitches	7.5	10 (seniors /juniors)	<b>-3 deficiency</b>			
Usage per week for games and training.	Juniors and adults use the same pitches which increases the usage to around 4 times per week including training provision. This is fairly high but summer sports pitches are able to sustain a greater number of games/training per week as they get less wear and tear.					

Table 19: Rugby Surpluses / Deficiencies

Ross Area : Rugby Union Provision: Surpluses / Deficiencies					
<b>Stage 1: Identifying Team Equivalents</b>					
Adult Teams	2				
Junior Teams	2				
Ross Ladies	1				
Weekly Team Equivalents (training)	3				
Total	8				
<b>Stage 2: Home Games per Team per Week</b>					
(based on the principal of one home game per week, one week away = 0.5 )					
<b>Stage 3: Total Home Games per Week</b>					
Adult /	(2 x 0.5)	1			
Junior	(2 x 0.5)	1			
Ross Ladies	(1 x 0.5)	0.5			
Weekly Team Equivalents (training)	(3 x 1)	3			
<b>Stage 4: Temporal Demand for Games</b>					
	Sat am	Sat pm	Sun am	Sun pm	Weekday schools/ Weekday training
Adult	0%	100%	0%	0%	0%
Junior	0%	0%	100%	0%	0%
Ross Ladies	0%	0%	0%	0%	100%
Week Team equivalent (training)	0%	0%	0%	0%	100% (Tuesday/Thursday)
<b>Stage 5: Pitches required to meet Peak Demand</b>					
	Sat am	Sat pm	Sun am	Sun pm	Weekday schools/ Weekday training
Adult	0	1	0	0	0
Junior	0	0	1	0	0
Ross Ladies	0	0	0	0	0.5
Week Team equivalent (training)	0	0	0	0	3 (Tuesday/Thursday)
<b>Stage 6: Community Pitches available to meet Peak Demand</b>					
To assess the adequacy of current provision weightings have been added to reflect the capacity/availability of existing pitches.					
	LA owned/LEA owned	PC owned	Privately/voluntary owned	Total	
Adult/Junior	1	0	2	3	
<b>Stage 7: Surpluses / deficiencies of pitches</b>					
	Total pitches	Peak demand	Surpluses/deficiencies		
Adult	3	1	+ 2 surplus		
Junior	3	1	+ 2 surplus		
Ross Ladies	3	0.5	+2.5 surplus		
Week Team equivalent (training)	3	3	0 if all on the same day		

Usage per week for games and training – juniors use same pitches as adults	Usage will be low at around 2 x per week.
--	---

**Table 20: Hockey Surpluses / Deficiencies**

<b>Ross Area Hockey Provision: Surpluses / Deficiencies</b>					
<b>Stage 1: Identifying Team Equivalents</b>					
Adult Teams	4				
Training adult equivalents	4				
Junior Teams	5 school equivalents				
Total	8				
<b>Stage 2: Home Games per Team per Week</b>					
(based on the principal of one home game per week, one week away = 0.5 )					
<b>Stage 3: Total Home Games per Week</b>					
Adult	(4x 0.5)			2	
Training adult equivalents	(4 x 1)			4	
Junior	(5 x 1)			5	
<b>Stage 4: Temporal Demand for Games</b>					
	Sat am	Sat pm	Sun am	Sun pm	Weekday schools/ Weekday training
Adult	60%	40%	0%	0%	
Training adult equivalents					100%
Junior school equivalents					100% (school)
<b>Stage 5: Pitches required to meet Peak Demand</b>					
	Sat am	Sat pm	Sun am	Sun pm	Weekday schools/ Weekday training
Adult	1.75	0.25	0	0	0
Training adult equivalents	0	0	0	0	4
Junior School Equivalents					5 – all use school pitch
<b>Stage 6: Community Pitches available to meet Peak Demand</b>					
To assess the adequacy of current provision weightings have been added to reflect the capacity/availability of existing pitches.					
	LA owned/LEA owned	PC owned	Privately/voluntary owned	Total	
Adult	1 John Kyrle High School ATP 1 Hereford Leisure Centre ATP (out of area) 1 Monmouth ATP(out of county)	0	0	3	
<b>Stage 7: Surplus / deficiency of pitches</b>					



	Total pitches	Peak demand	Surpluses/deficiencies
Adult	3	0.5	+1.25 surplus
Training adult equivalents	3	4	-1 but not all training takes place at the same time
Junior school equivalents.	3	5	All use school pitch
Usage	John Kyrle High school is used by the school and by Ross Hockey Club who also use Hereford Leisure centre. The 2 x APTs can sustain 6.5 games per week Ross Ladies play at Monmouth – it is unknown who else plays there but at 0.5 games per week plus training the ATP can sustain this usage per week.		

5.3.5 **General Issues:** These results are based on the assumption that teams wish to play on pitches which meet the National Governing Body recommendations for their age category. The modelling provides an output which identifies deficiencies or surpluses of pitches and for football in particular it can often show a surplus of adult pitches and a deficiency of junior. Looked in isolation these figures can be misleading and non-reflective of local circumstances. Local knowledge and consultation helps to reflect the reality as far as possible. The investment strategy will pick this up further and help to develop the thinking about specific sites and targeted usage patterns.

5.3.6 **Football Pitches:** Herefordshire Junior Football League is responsible for league matches for all junior and mini teams across the county.

- Junior u13's teams and older play on senior pitches.
- Junior u11's and u12's teams where they can play on dedicated junior 9 v 9 pitches.
- Mini u8's, 9's and 10's teams where they can play on mini 5 v 5 pitches. Given the lack of dedicated junior and mini pitches across the county and only a small number of clubs have their own grounds, many mini and junior teams do have to play on senior size pitches. For example 4 mini teams can use 1 senior pitch, therefore where there are no dedicated pitches available, 4 mini teams could play on one pitch.

Location of mini pitches is also important as the younger teams are often led and set up by parents. Although not essential, having access to toilets and a changing room is important as often parents will bring younger siblings along to watch and on wet days being able to change children out of wet clothes is helpful.

5.3.7 **Cricket Pitches:**

- Junior cricket teams play on senior pitches.

5.3.8 **Rugby Pitches:**

- All u13's rugby teams and up, play on a 15 a side rugby and use a full size pitch.
- Mini teams, u7's and 8's play principally on half 1 adult team with 10 players at 20 minutes per game. ,

- U9/10's with 13 players at 30 minutes per game and u11's/12's with 17 players at 40 minutes per game.

#### 5.3.9 Sport England Modelling: Football:

The overall assessment indicates that the main issues are that there are enough dedicated pitches to meet the demands of adults, juniors and minis including outdoor training facilities if they have floodlights.

#### 5.3.10 Key Findings:

- **Adult Teams Games:** Peak time for adult team games is Saturday pm. There is a surplus of adult football pitches to meet demand on peak days.
- **Adult Team Equivalent: (Training):** Peak time for training is weekdays. There is a slight surplus of pitches if training on the same night. Opportunities for outside training in the winter months are limited due to the availability of pitches with floodlights. Increased use of portable floodlights could reduce this issue.
- **Junior u13's and Older Junior Teams:** Peak time for junior team games is Sunday pm. As this age group use senior pitches there is a surplus of pitches to meet demand
- **Junior u11's, 12,s, Mini u8's,9's10'sTeams:** Peak time for junior team games is Saturday am. There are enough junior pitches to meet demand for u11/12s although they are classed as junior pitches and not 9 v 9 and are mostly located in rural parishes and some are also used by schools whereas junior teams are all based in the town. There are no dedicated 7 v 7 mini pitches
- **Overall Peak Demand:** Peak time for adults and older juniors is Sunday am playing on senior pitches. There are surplus pitches to meet demand.
- **Training:** There is a deficiency in outdoor training facilities to accommodate training sessions. *Note: Potential to develop new pitches at Ross Sports Ground to meet identified deficiencies*

#### 5.3.11 Sport England Modelling: Cricket:

The overall assessment indicates that although there is a deficiency of pitches to meet demand on peak days for adults and a deficiency of pitches to meet demand on peak days when both seniors and juniors play.

#### 5.3.12 Key Findings:

- **Adult Teams:** Peak time for adults is Saturday pm. There is a deficiency of cricket pitches to meet demand on peak days.
- **Adult Team Equivalents:** Training: Peak Time Weekday Wednesday: There are enough cricket pitches to meet demand on peak days assuming all training occurs on the same day.

- **Junior Teams:** Peak for juniors is Sunday pm. There is a surplus of cricket pitches to meet demand on peak days
- **Mini Teams:** Peak for juniors and minis is Sunday am. There is a surplus of cricket pitches to meet demand on peak days.
- **Junior School equivalents:** Peak time is weekdays – all use takes place at the school
- **Junior / Mini Equivalents:** Training: Peak Time Weekday Wednesday. There is a surplus of cricket pitches to meet demand.
- **Adult, Junior and Mini Teams:** Peak time for adults, juniors and minis is Sunday pm. Given Juniors play on adult pitches there is a deficiency of cricket pitches to meet demand on peak days.

#### 5.3.13 **Sport England Modelling Rugby: Key Findings from: Scenario 1 (only)**

The overall assessment indicates a surplus of pitches to meet demand but issues for training in the Ross Area. Ross Rugby Club has expanded over the last 12 months and now have 2 junior and a ladies team. They also have a handful of others signed up in random age groups from open days run over the year in this way they hope to develop more junior teams. They are looking to develop the Greytree pitches with a clubhouse and changing facilities.

#### 5.3.14 **Key Findings:**

- **Adult Teams:** Peak time for adults is Saturday am. There is a surplus of senior pitches to meet demand on peak days
- **Ross Ladies:** Peak time is unknown but assuming 0.5 games per week there would be enough pitches to meet demand on any day.
- **Junior/mini teams:** Peak demand for junior/mini teams is Sunday am. There is a surplus of pitches to meet demand on peak days: juniors and minis play on senior pitches and this has been taken into account.
- **Training Team Equivalents:** Peak time is weekdays. There are enough pitches to meet peak demand if all train on the same day.
- **Usage per week:** To accommodate all games per week, including adult, junior and mini whilst only using the grass pitches 2 x per week existing pitches are overused.

#### 5.3.15 **Sport England Modelling: Hockey:**

- There is a surplus of pitches to meet demand on peak days in the Ross Area.

#### 5.3.16 **Key Findings:**

- **Adult Teams:** Peak time for adults is Saturday am. There is a surplus of ATP's to meet demand on peak days but some games take place outside of the county and at Hereford Leisure Centre as use of the ATP at John Kyrle High School also accommodates school usage.

- **Usage per week:** Usage per week is not known given some games are played outside the county.

## 6. Predicting the Future

### 6.1 Team Generation Rates

- 6.1.1 Team Generation Rates (TGRs) indicate how many people in a specified age group are required to generate one team. TGRs are derived by dividing the appropriate population age and for the relevant sport (e.g. for adult football it is the 16 – 45 age group) by the number of teams playing that sport. Calculation TGRs enables fair comparison to be made between different areas where similar studies have been undertaken. They also enable the projection of likely future participation.
- 6.1.2 TGRs can be calculated for each of the individual disciplines, such as adult men’s football, adult women’s football etc. Once these TGRs have been calculated, they can be brought together to form one TGR for each sport.
- 6.1.3 The TGRs for each sport in the study area are shown in the Tables below and are compared to the national average based on Sport England’s database of Team Generation Rates.

**Table 21: Football Team Generation Rates**

Age Group	Ross Area TGR	National Average
Senior Male	1:376	1:314
Senior Female	0	1:10,593
Junior Male	1:82	1:71
Junior Female	0	1:818
Mini soccer	1:185	1:141

- 6.1.4 The number of people required to make male senior and mini teams is slightly higher than the national average this means that participation rates are lower than nationally. The participation rates in male junior football are higher than the national average this means participation rates are higher than nationally. However, participation in female football both senior and junior is nil.

**Table 22: Cricket Team Generation Rates**

Age Group	Ross Area TGR	National Average
Senior Male	1:387	1:1,333
Senior Female	0	1:72,518
Junior Male	1:63	1:1,481
Junior Female	0	1:15,926

6.1.5 This table indicates that the number of senior and junior males needed to generate a team is significantly below the national average meaning that participation is over the national average suggesting development of the sport and its popularity for males senior and junior in this area is good with a highly active local population which perhaps reflects the “sparsity” of population particularly in the more rural parts of this area. However, participation in female cricket is nil.

**Table 23: Rugby Team Generation Rates**

Age Group	Ross Area TGR	National Average
Senior Male	1:561	1:10,315
Senior Female	0	1:43,770
Junior Male	1:469	1:1,864
Junior Female	0	1:19,529

6.1.6 As with cricket, this table indicates that the number of senior and junior males needed to generate a team is significantly below the national average meaning that participation is over the national average suggesting development of the sport and its popularity for males senior and junior in this area is good with a highly active local population which perhaps reflects the “sparsity” of population particularly in the more rural parts of this area. However, participation in female rugby is nil.

**Table 24: Hockey Team Generation Rates**

Age Group	Ross Area TGR	National Average
Senior Male	1:1565	1:7,595
Senior Female	1:4642	1:10,292
Junior Male	1: 956	1:4,239
Junior Female	1:872	1:5,115

6.1.7 This table indicates that the number of senior males and females needed to generate a team is significantly below the national average meaning that participation is over the national average suggesting development of the sport and its popularity for females in this area is good with a highly active local population which perhaps reflects the “sparsity” of population particularly in the more rural parts of this area.

## **6.2 Future Proofing: Herefordshire Population Forecasting Projections for 2011 - 2031**

- 6.2.1 By applying the Team Generation Rates to population projections, it is possible to project the theoretical number of teams that would be generated over the Local Development Framework period (2011 – 31) and gain an understanding of the adequacy of current pitch provision to meet future demand, assuming the supply and capacity of pitches does not alter in the interim.
- 6.2.2 The Sport England methodology requires detailed future population totals to be used. Population projections for the period 2011 - 2031 are taken from the study undertaken by G L Hearn, 2012, to determine local housing requirements. Herefordshire Council commissioned G L Hearn to undertake a detailed analysis which set out population projections and household growth for the county and seven sub-markets taking account of the level and distribution of proposed housing in the Revised Core Strategy preferred Options (October 2011) and the plan period 2011 – 31.
- 6.2.3 The seven sub-markets include: Bromyard, Golden Valley, Hereford, Kington, Leominster, Ledbury and Ross. These areas act as the service hubs for their rural hinterlands.
- 6.2.4 The population growth is anticipated to take place mostly in the urban areas along with the strategic housing sites and it is anticipated that there will be a marked decline in rural populations over the next 20 years up to 2031 (GL Hearn Housing study figures 2012).
- 6.2.5 Development of new and existing sustainable facilities is therefore best placed in the urban areas where the biggest population growth is going to be. Whilst facilities are needed in the rural areas and some will require investment, Sport England advocate a 20 minute drive time to facilities and Ross Town is well placed to serve its rural hinterlands.

## **6.3 Ross Area Population – 2011 – 2031**

- 6.3.1 The structure of a population and future changes may impact on the demand for a certain pitch or sports. Changing demographics usually happen gradually over a period of time but it is important for pitch providers to be aware of these changes to be prepared and able to respond.
- 6.3.2 The estimated and forecast populations of Herefordshire sub-market housing areas, 2010 and 2031 for the Ross Area are shown below for the 6 – 55 year age group (Sport England’s active population). They

are based on ONS indicative 2010 mid year estimates and mid-2012 small area population estimates.

**Table 25: Forecast Populations**

Sex	Age	Ross 2010	Ross Rural 2010	Ross 2031	Ross Rural 2031	Ross change 2010 - 2031	Ross Rural Change 2010 - 2031
All persons	6 - 55	5982	11326	6274	9492	292	-1834

- 6.3.3 Using Sport England selected age-sex groups it is predicted that in the majority of selected age-groups in Ross the population will increase whereas there is a predicted decline in the majority of age groups in Ross Rural. This is indicative of where the majority of new housing is proposed.
- 6.3.4 To allow for increase participation in all sports, a “growth factor” of 1% per annum has been used on the basis of 15 years to cover the Core Strategy plan period up to 2031.
- 6.3.5 The table below uses Sport England modelling and shows the likely implications of all these future changes based on the population increase and sports growth of 1% per annum over 15 years as described above.

**Table 26: Future playing pitch requirements**

<b>Ross Area</b>	
<b>Mini/ Junior Football: (U8’s, 9’s, 10’s minis and U10,s, u11,s juniors):</b>	
Mini 6.4 % of total estimated population Junior Boys 3.3 % of total estimated population	
Mini: 15 year plan period total sports growth factor 15% ( 1% per annum) added into future proofing: 9 total ( the same) Junior: 15 year plan period total sports growth factor 15% ( 1% per annum) added into future proofing: 7.2 total (+0.2increase)	
<b>Mini 7 v 7 Junior 9 v 9</b>	Peak time: sat am. 3.5 pitches required: - 3.5 x 7 v 7 deficiency Peak time: sat am 3 pitches required: +5 surplus but used by schools
<b>Senior Football (13 – 45) :</b>	
Senior men 30.4% total estimated population	
15 year plan period total sports growth factor 15% (1% per annum) added into future proofing: new teams created total 14.8 teams (+0.8 increase).	

<b>Adult Teams u13+</b>	Peak time: sat pm: 3.1 pitches required: <b>+ 5.9 surplus senior pitches</b>		
<b>Senior / Junior Cricket:</b>			
91.5% of total estimated population – new teams created total 34.6 (+2.6 increase)			
15 year plan period total sports growth factor 15% ( 1% per annum) added into future proofing: total 39.8			
<b>Adult Teams</b>	17.9	Peak Time Saturday pm: 8.8 pitches required	<b>-1.3 deficiency in pitches</b>
<b>Junior/mini Teams</b>	21.9	Peak Time Sunday pm: 6.4 pitches required and weekdays school use: 5 school pitches required.	+1.1 surplus pitches
<b>Senior / Junior/ mini Rugby Union</b>			
9.5% of total estimated population for mini and 57.2% of total estimated population – new teams created total 4.6 (0.4 x decrease – excluding minis)			
15 year plan period total sports growth factor 15% ( 1% per annum) added into future proofing: total 5.2 teams (excluding minis)			
<b>Adult Teams</b>	3.1	Peak Time Saturday pm: 1.5 pitches required	<b>+1.5 surplus pitches</b>
<b>Junior/mini Teams</b>	2.1	Peak Time Sunday am: 1 pitches required	<b>+2 surplus pitches</b>
<b>Senior Hockey</b>			
64.5% of total estimated population – new teams created total 5.5 (1.5 increase)			
15 year plan period total sports growth factor 15% ( 1% per annum) added into future proofing: total 6.3 teams (excluding minis)			
<b>Adult Teams</b>	6.3	Peak Time Saturday am: 2.4 pitches required	<b>+0.6 surplus pitches</b>

6.3.6 The Playing Pitch Model also suggests that a 10% “strategic” reserve is built in for future needs. This in effect creates slightly more pitches than required (10%) to allow for pitches to be rested and thereby improving quality. Accounting for this, future pitch requirements are as follows:

**Table 27: Future Playing Pitch Requirements if 10% strategic reserve included.**



Pitches	Ross Area+ 10% Strategic Reserve	Surplus/Deficiency
Mini 7 v 7 Junior 9 v9	4 x 7 v 7 pitches required 3.5 x 9 v 9 pitches required	-4 x 7 v7 deficiency +4.5 junior but not dedicated 9 v 9
U13 - Adult Football	3.5 pitches required	+5.5 surplus
Adult Cricket	9.6 pitches required	-2.1 deficiency
Junior Cricket	7 pitches required	+0.5 surplus
Adult Rugby	1.6 pitches required	+ 1.4 surplus
Junior / Mini Rugby	1.1 pitches required	+ 1.9 surplus

## 7 Developing Local Standards

- 7.0 The National Planning Policy Framework: Promoting Healthy Communities ask for Planning Policies to be based on robust and up-to-date assessments of needs for open space, sports and recreation facilities and opportunities for new provision. Information gained from the assessment should be used to determine what open space, sports and recreational provision are required for the local area. The provision requirements for outdoor sports pitches for the Ross Area are set out below.

### 7.1 Quantity Standards

- 7.1.1 There are no national standards or benchmarking.
- 7.1.2 Current Provision is set out in policy RST4 of the Unitary Development Plan for Herefordshire and uses the National Playing Field Association standards of 2.6 ha of open space per 1000 population of which 1.6 ha is for outdoor sport.
- 7.1.3 The consultation exercise did not flag up any issues of latent demand
- 7.1.4 Current Provision: based on the existing population in Ross area and the total ha of existing community sites equate to 1.0ha per 1000 population.
- 7.1.5 New recommendation: Taking account of the 10% increase in strategic reserve this equates to **1.1 ha per 1000 population** for the Ross-on-Wye Area.

## **7.2 Quality Standards**

- 7.2.1 Facility standards should reflect the quality aspects deemed most important by the users – i.e.
- Level even surfaces to play on
  - Good length of grass
  - Clean/litter and dog fouling free
  - Good provision of changing rooms
- 7.2.2 Pitches should be measured against the quality criteria as set out in Towards a Level Playing Field. All sites have been assessed using the proforma provided by Sport England.
- 7.2.3 New recommendation: The minimum baseline scores targeted should be:
- 60% for the site and ancillary facilities (the % score required to be categorised as good)
  - 65% for the pitch (the score required to be categorised as good)
- These should reflect minimum standard of provision
- 7.2.4 Standards should also reflect and be responsive to national governing body standards for each sport and in particular standards and issues for Herefordshire which are identified in current and emerging documents, for example:
- Herefordshire Cricket Board Facility Strategy 2009 -2013
  - North Midland RFU County Facility Plan 2008 -2011
- 7.2.5 Separate standards for Synthetic Turf Pitches for use by different sports, for example, football and hockey should be considered against demand.

## **7.3 Access /Thresholds**

- 7.3.1 Access to all playing pitches, bowling greens and tennis courts should be within the following access times:
- In urban areas including Ross Town they should all be accessed within a walking distance of most potential and casual users. This is recommended to be 15 minute walk time to facilities
  - However, it is not sustainable to apply the same standards in the rural parts of the Ross-on-Wye area and have pitches within walking thresholds therefore a driving threshold of a 20 minute drive time to facilities is recommended.

- 7.3.2 These standards should be used to support requirements arising from new housing developments and included in the revised Supplementary Planning Document for open spaces.

## **8 Recommendations and Future Actions for Ross Area**

### **8.1 Community Access on School Sites**

- Further work to identify where existing community use agreements are in place at Schools across the area and in particular the John Kyrle High School in light of impending Academy status: Property Services, Herefordshire Council
- Further work to identify where junior schools in the area would benefit from community access: Property Services, Herefordshire Council.

### **8.2 Quality**

- The quality of pitches impacts not only on the quality of play, but also on the potential capacity of a pitch and hence numerical surpluses and deficiencies.
- Improvements should be particularly targeted at those areas required to meet Sport England's minimum standards including drainage, changing accommodation and levelling, for example. The minimum baseline scores targeted should be:
  - 60% for the site and ancillary facilities
  - 65% for the pitch

### **8.3 Site Specifics**

- **Ross Sports Park**
  - Consider as a priority for future investment. Further investment into the Site at Ross Sports Park, mainly around pitch improvements and facility improvements once a Community Company has been identified to drive this forward.

- Further Development of Mini Soccer and 9v9 Pitches to support the Clubs development plans around the development of new teams in both male and female formats of the game.
- **Greytrees Rugby Club**
  - The club has recently invested in developing pitches on land they own at Greytrees. They currently have planning permission to complete two further changing facilities and this is a future priority for them and the RFU to invest in new facilities.
  - As the club develops junior teams consider as a priority for future investment.
- **Ross Football Club pitches**
  - The club aim to relocate next season 2011/12 to Ross Sports Park. No other current use of the existing pitches by clubs.
  - There is a current and predicted surplus of adult pitches consider future use of the site to meet other sporting requirements/priorities

#### **8.4 Risks/Opportunities:**

**Football:** There is a deficiency in dedicated and mini pitches, although the game can be played on senior pitches. 7 v 7 and 9 v 9 pitches are required by the FA.

- A consultation with teams needs to be carried out to identify which formats they will be playing next season to help identify the usage needs of existing pitches – especially where the Youth Development Review (YDR) will have facility implications.
- Pending results of above consultation further work with HALO Leisure and Herefordshire Council needs to be done to ensure that the pitches that are marked are fit for purpose

#### **Cricket:**

- There is a current and predicted deficiency in pitches to meet the needs of the cricket clubs if the game is to develop. Options include:
  - Secure community use of John Kyrle High School
  - Consider existing land at Ross Sports Park and Ross Football Ground for cricket use

- Identify sites/opportunities for additional pitch through the Local Development Framework, via proposed housing sites either on site or from securing planning gain

#### Other:

- Consideration to be made, where there is an existing and predicted surplus of provision of one type of sport to redevelop the pitch to meet the needs of other sports including both those identified within this assessment and those which aren't, including minority sports and those sports which encourage a greater take up of females and juniors particularly where the team generation rates have highlighted a gap and clubs have identified future plans to include growth in these areas. This would be dependent on: individual sports development plans identifying a need and providing a business case, the priorities identified in the development plans of the Council's Sports Development Team, The County Sports Partnership and Herefordshire Sport.
- Consider improvements to existing facilities if they fall below the minimum standards as required in this document and by Sport England as priorities for future investment.

### **8.5 Generic**

- A hierarchical approach to facility development is recommended. This includes those parishes identified as Service Centres or Service Hubs, located strategically to serve communities across the area. Investment in these areas will provide a better use of limited resources and the development of more sustainable sites.
- Improvements to pitch quality and ancillary provision should be made with the principles of the hierarchy in mind. In particular, improvements should be targeted in areas of deficiency.
- The proportion of pitches meeting the desired quality standard should be monitored annually.
- In light of limited Local Authority resources and in the interests of maintaining quality pitches, where a considered business case has been put together by the community consideration should be given to community asset transfer
- Continue to support voluntary, private and community sector where appropriate
- Where issues of poor value for money have been sited and these are on Council owned property, consider a review of the Halo pricing policy?

## **8.6 Implications for Planning Policy**

- All pitches should specifically be afforded protection within the Local Development Framework through a policy in the Core Strategy. Protection policies should link with policies for other types of open space. This policy should only permit development on playing fields when Sport England exception criteria can be met
- New pitches may be required in some areas and should be facilitated through planning policy
- Where planning obligations are sought these should be used to contribute to the enhancement of existing facilities and to help provide increased community access as well as to provide new facilities where these are required.
- The Council should update the existing SPD on open space contributions to include specific standards set as part of the Playing Pitch Strategy as described for each area.
- Set new local standards based on recommendations in this strategy:
- **Quantity Standard:** New recommendation: **1.1 ha per 1000 population** for the Ross Area.
- **Access Standard:** New recommendation:
  - In Ross Town – a 15 minute walk time to facilities
  - In Ross-on-Wye Rural – a 20 minute drive time to facilities

These standards should be used to support requirements arising from new housing.

# Herefordshire Playing Pitch Assessment

## Appendix 1: Sports Pitches within Herefordshire

**Cricket**

**Football**

**Rugby**

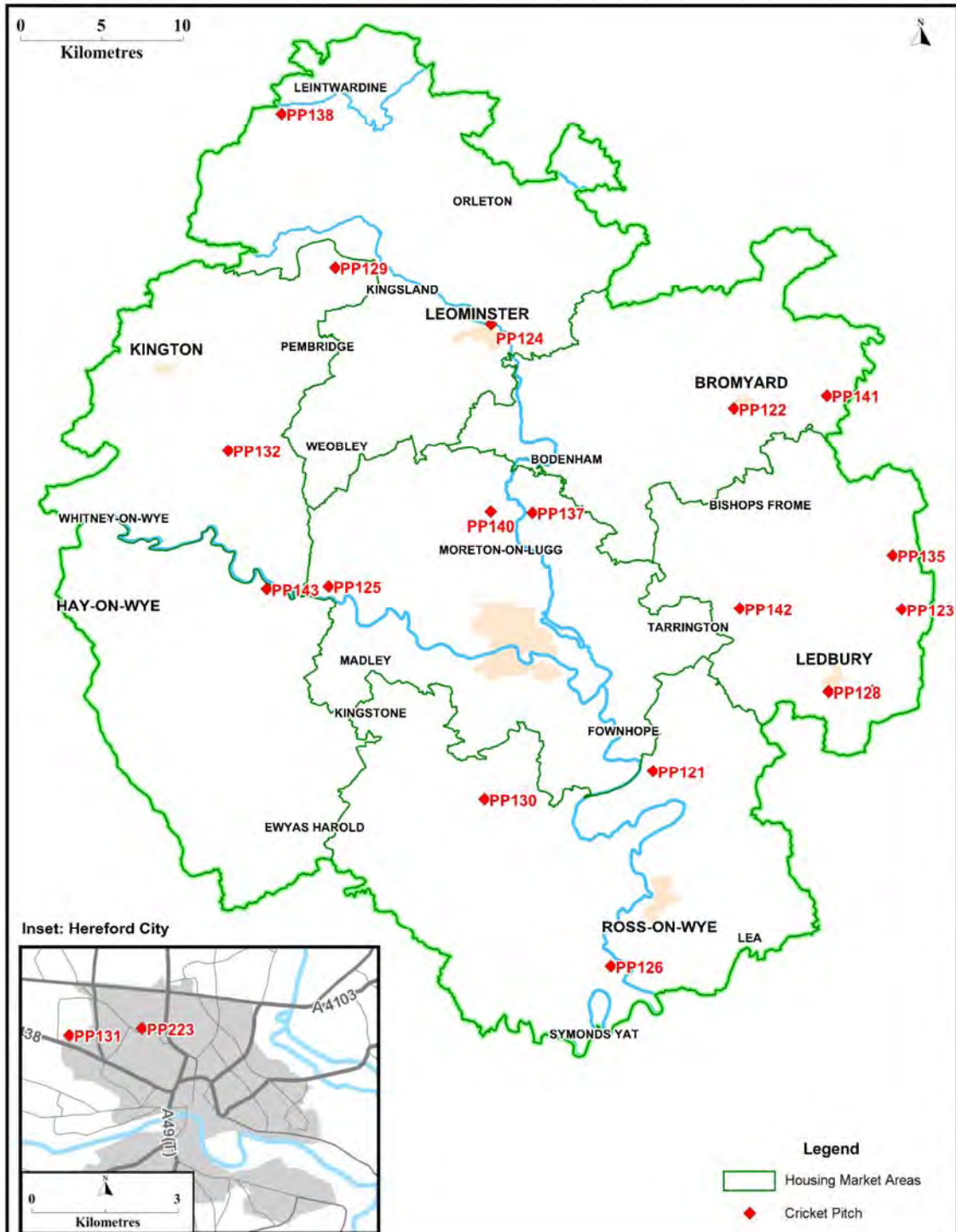
**Bowling**

**Tennis**

**School**

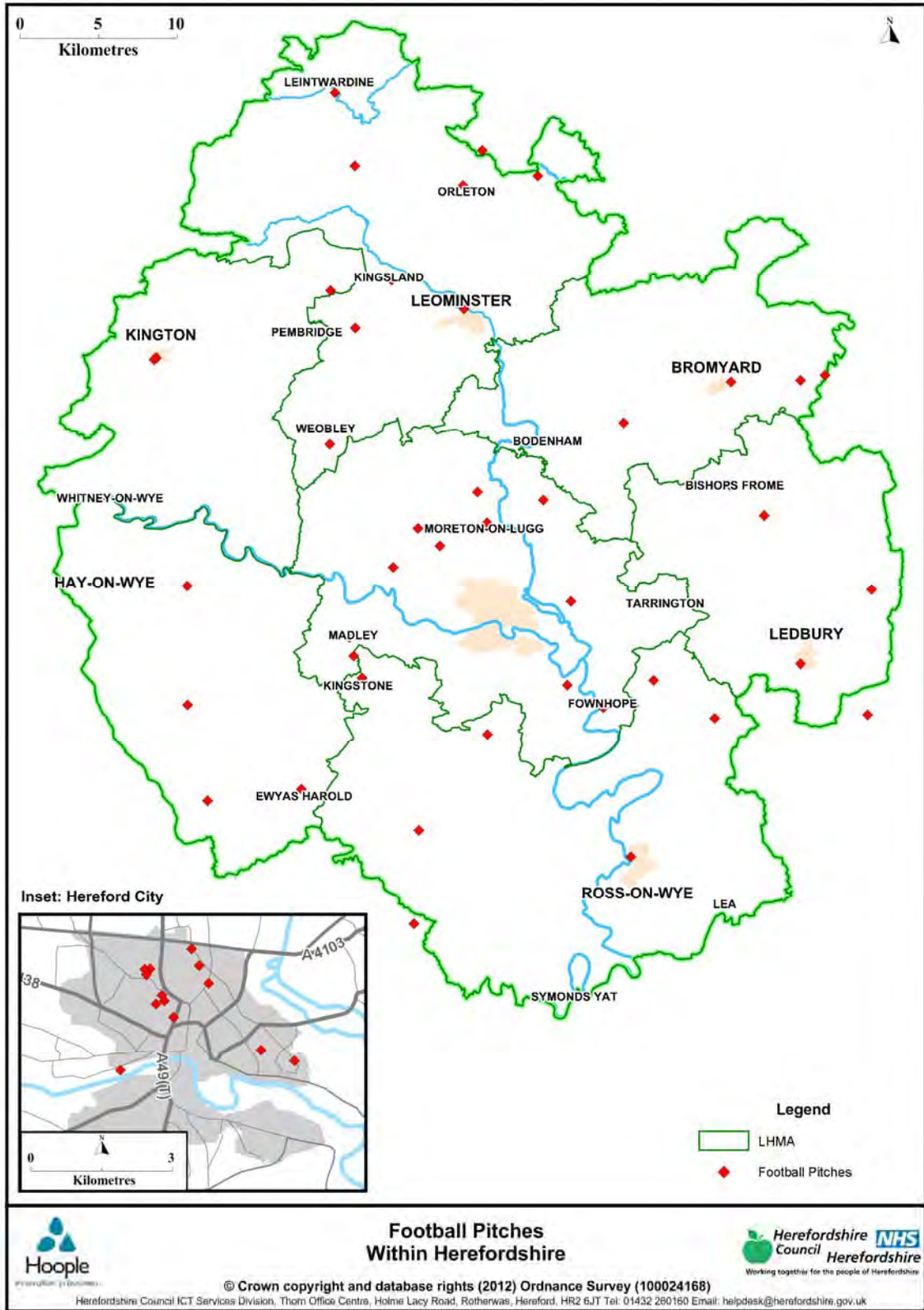
**Hockey**

# Herefordshire Playing Pitch Assessment

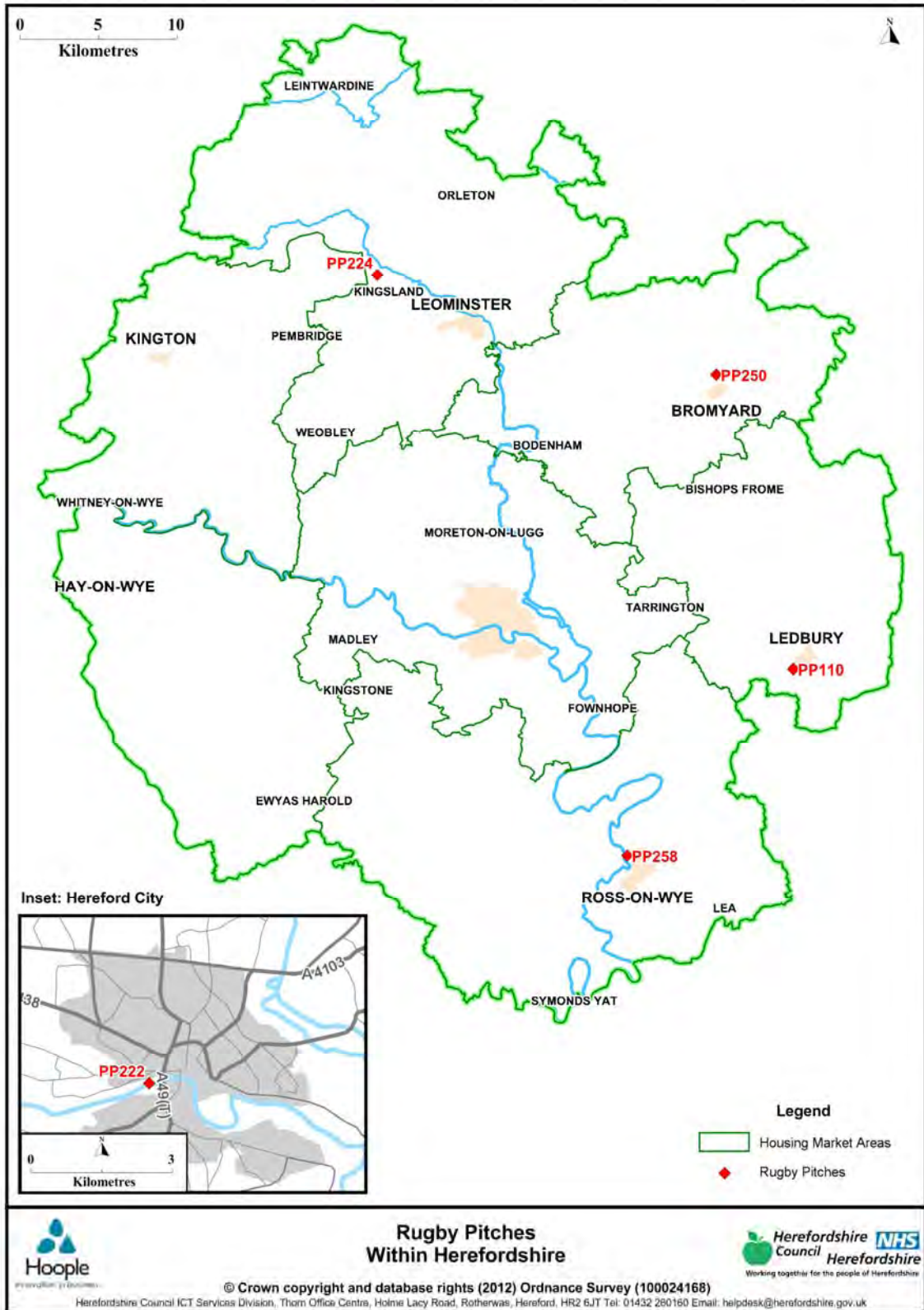




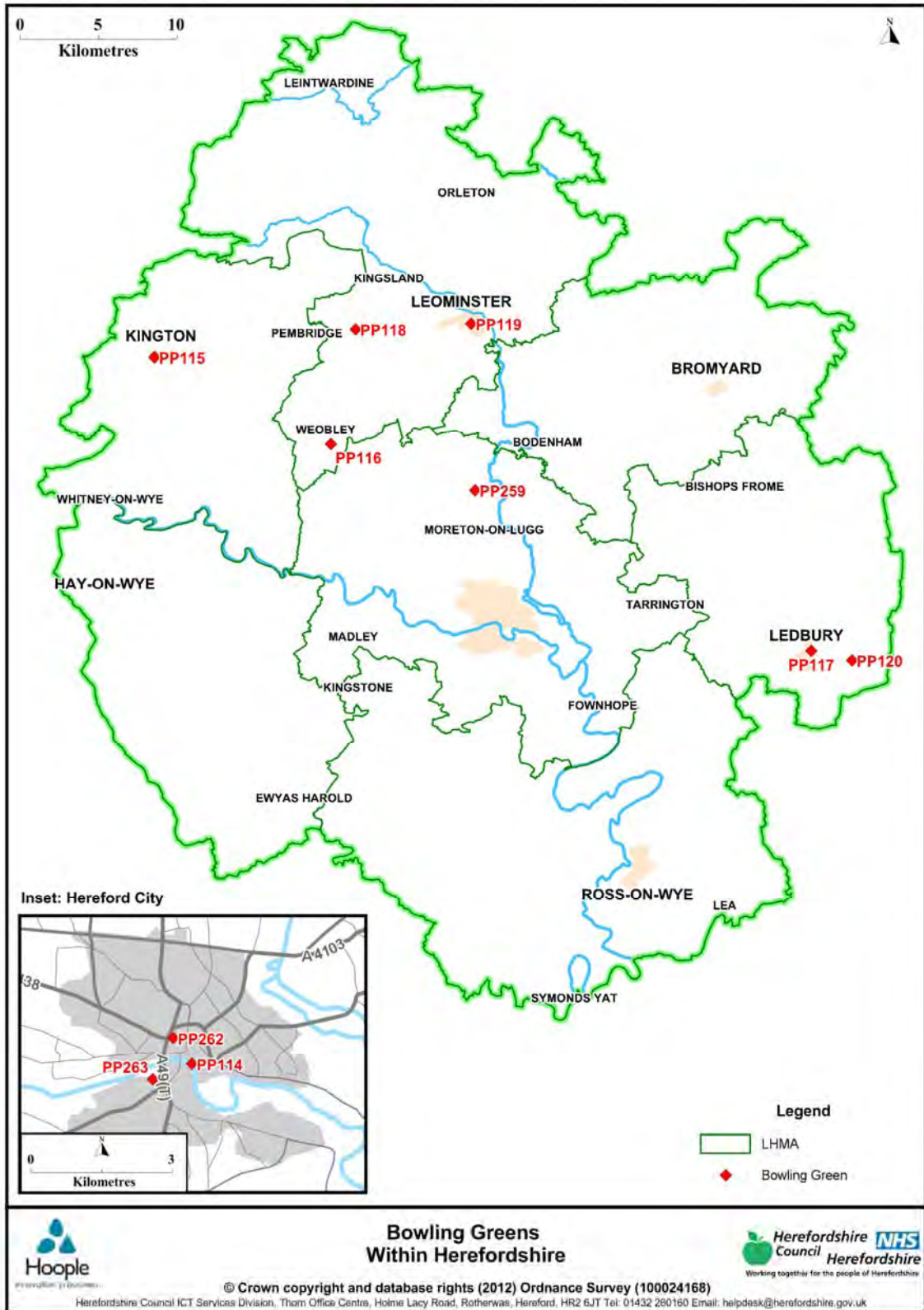
# Herefordshire Playing Pitch Assessment



# Herefordshire Playing Pitch Assessment



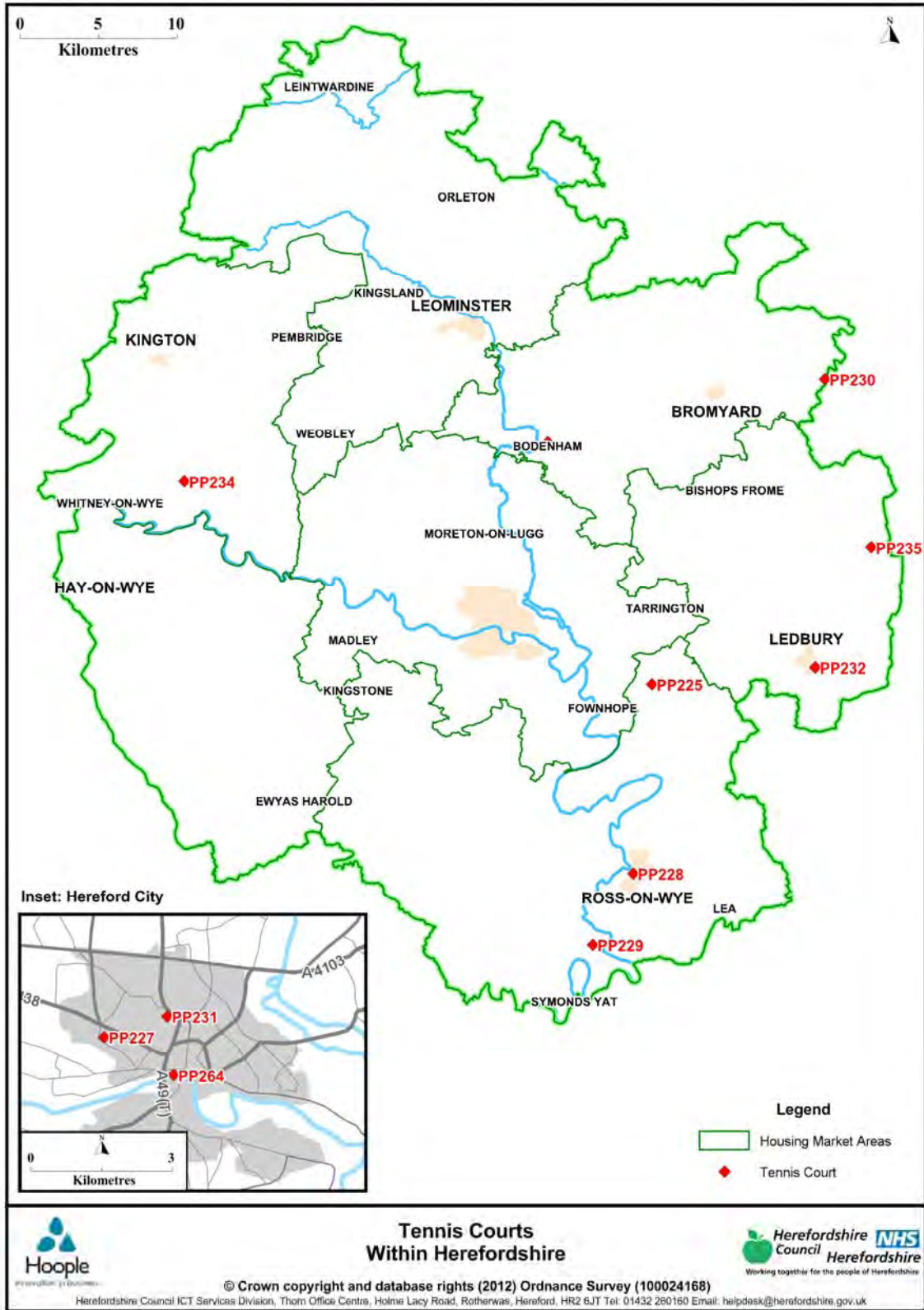
# Herefordshire Playing Pitch Assessment



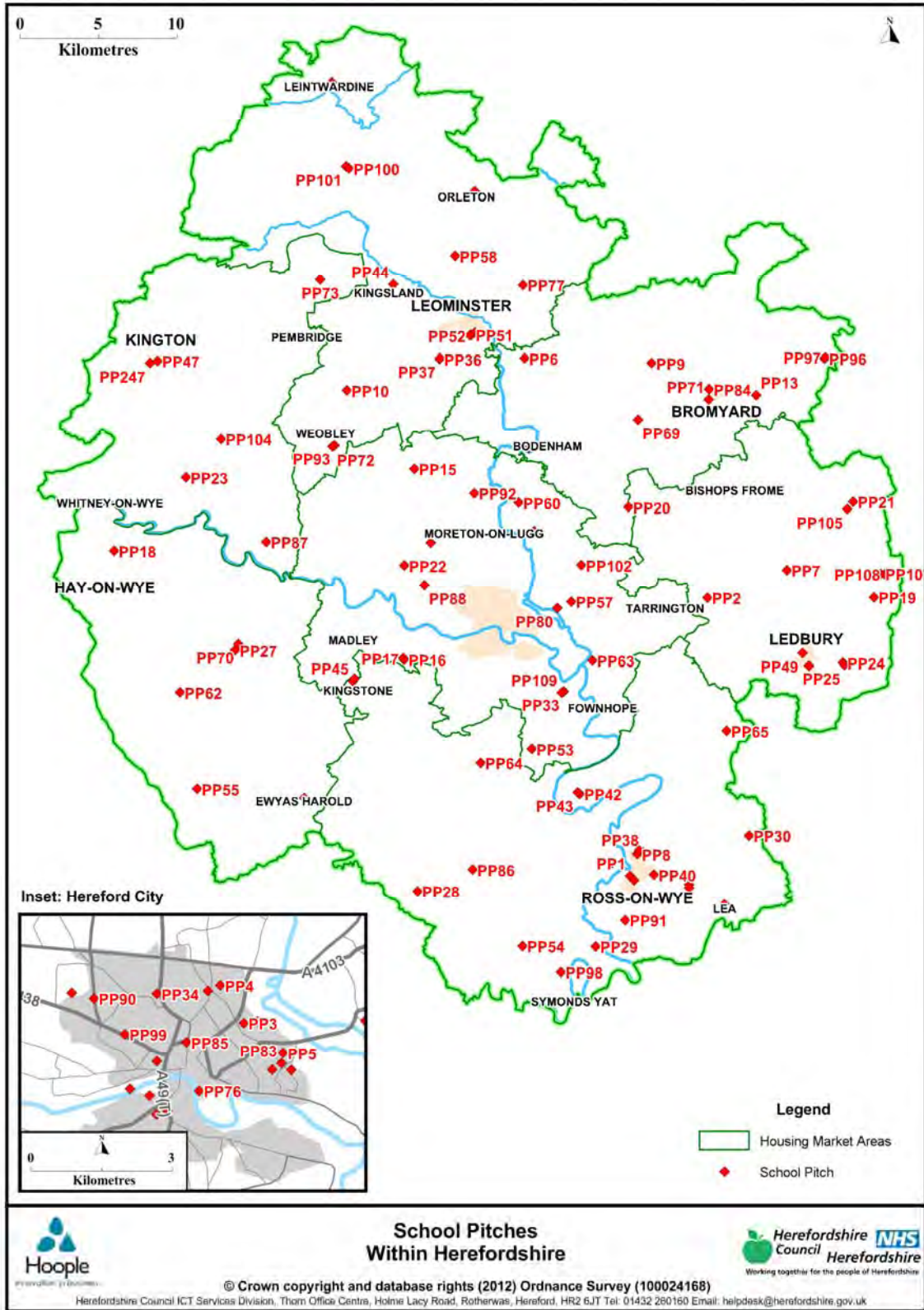
## Bowling Greens Within Herefordshire



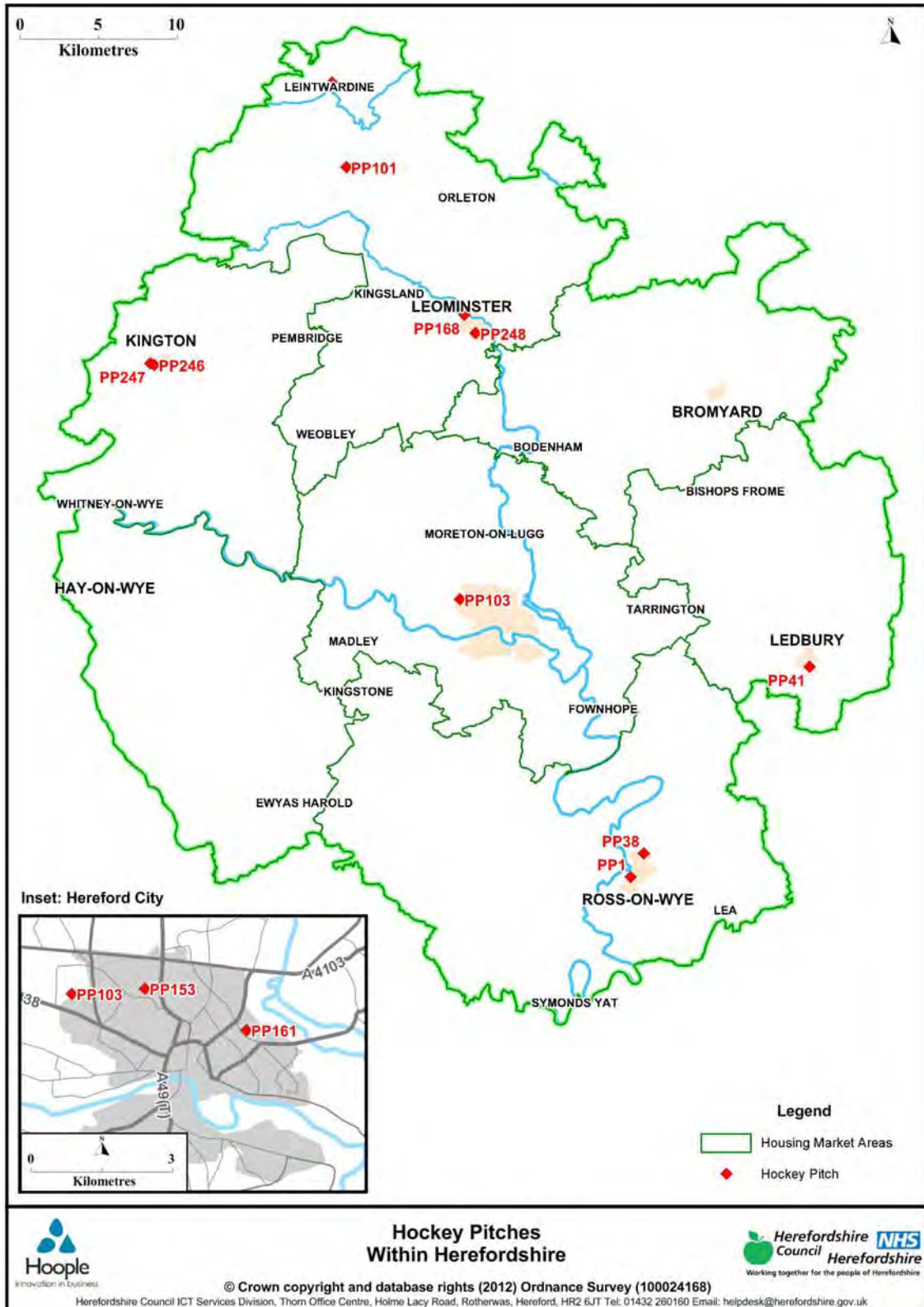
# Herefordshire Playing Pitch Assessment



# Herefordshire Playing Pitch Assessment



# Herefordshire Playing Pitch Assessment



ROSS ON WYE AREA		Sport	Site ref	Name	Pitches	Size Ha	community use	ownership	Quatlity Rating % & category	
WARD	PARISH								Changing Accomodation	Pitch
Vallets	<b>Kentchurch</b>									
	<b>Kilpeck Group</b> (Kenderchurch, Kilpeck, Wormbridge, Treville, St Devereux)									
	<b>Much Dewchurch</b>									
	<b>Thruyton and Kingstone</b>	School	PP45	Kingstone & Thruyton Primary	2 x junior football	12315.79	no	School	no	55% 50%
		Football Rugby Cricket	PP46	Kingstone High School	2 x mini football	84681.29	potentially	School	no	65% 66%
					1 x senior football					58%
					2 x senior rugby					69% 61%
2 x cricket	63%									
Football	PP174	Kingstone Severn Site Playing Fields	2 x senior football	27363.51	yes	Community Assoc	2 teams 71%	79%		
			2 x junior football					79%		
<b>Allensmore</b>										
Pontrillas	<b>Hentland, Ballingham and Bolstone</b>									
	<b>Llanwarne and District Group</b> (Harwood, Llandinabo, Llanwarne, Treitire with Michaelchurch)									
	<b>Much Birch</b>	School	PP64	Much Birch Primary School	2 x junior football	8845.79	informal	School	no	55% 52%
	<b>Aconbury and Little Birch</b>	No longer in use	PP209	Little Birch Recreation Ground						
Llangarron	<b>Welsh Newton and Llanrothal Group</b>									
	<b>Bridstow</b>	School	PP11	Bridstow Primary School	1 x junior football	9936.35	no	School	no	65%
		Golf	PP215	The Ash Golf Course	1 x junior rugby					63%

ROSS ON WYE AREA		Sport	Site ref	Name	Pitches	Size Ha	community use	ownership	Quatlity Rating % & category	
WARD	PARISH								Changing Accomodation	Pitch
Llangarron	Llangarron	School	PP54	Llangrove Primary School	1 x junior football	6544.68	no	School	None	58%
	Marstow									
	Peterstow									
	Sellack									
Kerne Bridge	Goodrich and Welsh Bicknor Group	School	PP29	Goodrich Primary School	1 x junior football	8862.48	infomral	School	no	61%
		Cricket	PP126	Goodrich Cricket Ground	1 x cricket	11660.34	yes	?	2 teams 93%	92%
		Tennis	PP229	Goodrich Tennis Courts	3 x tennis courts	2476.73	yes	?	2 teams 59%	
	Whitchurch and Ganarew Group	School	PP98	Whitchurch Primary School	1 x junior football	7447.48	no	School	no	70%
		No longer in use	PP190	Whitchurch Recreaton Field						
			PP160	Whitchurch Recreation Field						
	Walford	School	PP91	Walford Primary School	1 x junior football	27252.9	informal	School	no	62%
		No longer in use	PP146	Rose Farm Football Ground						



ROSS ON WYE AREA		Sport	Site ref	Name	Pitches	Size Ha	community use	ownership	Qualilty Rating % & category		
WARD	PARISH								Changing Accomodation	Pitch	
Penyard	Aston Ingham										
	Hope Mansell										
	Lea	School	PP48	Lea Primary School	1 x junior football	13084.44	Yes	School	no	66%	
	Linton (S)		School	PP30	Gorsley Primary School	1 x junior football	16171.88	Yes	School	None	68%
			Golf	PP213	Ross Golf Course						
			Golf	PP214	S.Hfds Golf Course						
	St. Weonards	School	PP86	St Weonards Primary School	2 x mini football	10550.25	Informal	School	None	56%	
	Weston-under-Penyard		School	PP95	Weston under Penyard Primary	2 x junior football	20493.92	informal	School	village hall 2 teams 88%	73%
						1 x mini football					56%
						1 x hockey					56%
Garway	School	PP28	Garway Primary School	1 x junior football	8974.63	informal	School	no	60%		
Orcop	Football	PP200	Orcop Football Ground	1 x senior football	4925.5	yes	Parish Council	2 teams 88%	74%		
Old Gore	Brampton Abbots and Foy Group	School	PP8	Brampton Abbots Primary School	1 x junior football	6205.25	no	School	No	57%	
	How Caple, Sollershope and Yatton Group										
	Brockhampton (S)	Cricket	PP121	Brockhampton Cricket Ground	1 x cricket	16455.53	yes	?	2 teams 63%	94%	
	Kings Caple	School	PP43	Kings Caple Primary School	2 x junior football	4414.36	no	School	no	65% 60%	
	Upton Bishop										

ROSS ON WYE AREA		Sport	Site ref	Name	Pitches	Size Ha	community use	ownership	Quatlity Rating % & category	
WARD	PARISH								Changing Accomodation	Pitch
Old Gore	Much Marcle	School	PP65	Much Marcle Primary School	1 x junior football	5405	informal	School	no	69%
		Football	PP189	Much Marcle Football Ground	1 x senior football	12164.7	yes	PC	no	76%
					1 x junior football					76%
	Woolhope	Football	PP166	Berryfields Playing Fields						
		Cricket	P166	Berryfields Playing Fields						
		Tennis	PP225	Berryfields Tennis Courts						
Ross-on-Wye West	Ross Rural Ross-on-Wye	School	PP39	John Kyrle High School	Brampton Road site no pitches currently					
Ross-on-Wye East		School	PP38	John Kyrle High School	1 x senior football	62803.95	informal	School	no	65%
					1 x rugby					58%
					1 x cricket					
					1 x ATP sand					
School		PP40	John Kyrle High School	not used as pitches currently						
School		PP1	Ashfield Park Primary School	1 x junior football	26734.91	Yes	School	None	65%	
				3 x mini					66%	
	1 x hockey cricket?			66%						
School	PP78	St Josephs Primary School	1 x junior	13349.64	No	School	None	55%		

ROSS ON WYE AREA		Sport	Site ref	Name	Pitches	Size Ha	community use	ownership	Quatlity Rating % & category		
WARD	PARISH								Changing Accomodation	Pitch	
Ross-on-Wye West Ross-on-Wye East	Ross Rural Ross-on-Wye	Football	PP191	Ross Football Club	1 x senior football	33020.58	yes	?	change at ross rowing club	65%	
					2 x junior football					65%	
		Football	PP253	Ross Sports Centre	4 x senior football	89188.36	yes	LA Halo	6 teams 46%	90%	
					Cricket					2 x cricket	90%
					Rugby					1 x rugby	90%
		Tennis	PP226	Crossfields Tennis Courts	4 x tennis courts	8355.77	yes	?	2 teams 68%		
Bowling	PP228	Ross Bowling Green	1 x bowling green	4214.6	yes	?	3 teams 88%	84%			

Site - Details

Changing Accomodation

Pitches

Issues and Priorities

Site - Details										Changing Accomodation										Pitches										Issues and Priorities																			
Site ID	Site Name	Street	Address Detail	Town	Postcode	Grid ref: X (six figure)	Grid Ref: Y (six figure)	Date	OS MasterMap TOID (if available)	Total number of pitches	Site ID	Changing Accomodation Name	Number of Teams Changing Rooms	Overall Quality	Vandalism	Showers	Toilets	Car Parking	Public Transport Links	Security	Segregated Changing	Score for Changing Accomtion (out of 41)	Score as a %	Site ID	Pitch Number (ID)	Pitch Type & Sport	Games Played in season	% Games Cancelled	Score for cancellations	Seas cover	Length of grass	Size	Adequate safety margins	Slope	Evenness	Problem Areas: Evidence of bog	Problem Areas: Evidence of gull/straw	Problem Areas: Evidence of practical use	Problem Areas: Evidence of damage to turf	Training - Hours per week on pitch	Changin Accomodation	Water Sports - Goals, coverings, nets	Cricket - Wicket protected	Lane markings	Training areas	Pitch Score (out of 67)	Score as a %		
E.G	CR001	Glouster Rd. Rec	Glouster Road	Western Way	Cranches	CR3 6TY	665498	342096	04/02/2003	485329465794	8	CR001 New Block	2	8	2	3	3	2	0	0	21	51%			CR001	1	Football -adult	23	17%	3	3	4	3	2	4	2	3	3	2	0	3	0	2	2	0	36	54%	1	Major issue over poor quality of porto cabin changing room
											CR001 Porto Cabir	2	4	0	0	1	2	5	0	0	12	29%			CR001	2	Football -adult	32	10%	5	4	3	2	2	3	3	3	0	1	7	2	2	0	42	63%				
																									CR001	3	Football -adult	32	20%	3	2	2	2	3	3	5	0	1	0	2	2	0	29	43%	2	Pitches 1-4 suffer from golf practise			
																									CR001	4	Football -junior	20	15%	3	3	2	0	3	3	3	0	0	0	3	2	0	28	42%					
																									CR001	5	Rugby U -adult	15	10%	5	4	2	2	0	3	3	3	0	1	0	3	2	0	34	51%	3	Pitch 4 is used for mid week training		
																									CR001	6	Cricket	40	5%	5	5	4	3	2	3	3	3	3	3	5	7	3	2	3	57	85%			

Herefordshire Football, Cricket, Rugby, Hockey, Bowling, Tennis Clubs, Teams and Venues							
Ross-on-Wye Area		Questionnaire	Sport	Club/League/standard/times of	Teams	Venue /Expanare Ref	
WARD	PARISH	returned		play			
Vallets	<b>Kentchurch</b>						
	<b>Kilpeck Group</b> (Kenderchurch, Kilpeck, Wormbridge, Treville, St Devereux)						
	<b>Much Dewchurch</b>						
	<b>Thruxton and Kingstone</b>		Returned	<b>Football</b>	<b>Kingstone Harriers Football Club</b>	1 team	PP147 Kingstone Severn Site Playing Fields
				Adult & U18 male	Hfds Saturday League Div 3: 2.30 pm	1	
					Training		No set night or venue
				<b>Football</b>	<b>Kingstone Rovers Football Club</b>	1 team	PP147 Kingstone Severn Site Playing Fields
			Adult & U18 male	Hfds Saturday League Div1: 2.30 pm	1		
				Training		No set night or venue	
			Returned	<b>Football</b>	<b>Golden Valley Football Club</b>	5 teams	
				U16 & below male	U10 - Stirling Saturday am 10.45	1	PP147 Kingstone Severn Site Playing Fields
					U11 - Stirling Saturday am 12.00	1	
					U12 - Stirling Sunday am 10.30	1	as above
		U13 - HGTA Sunday am 10.30		1	as above		
		U14 - HGTA Sunday pm 2.00		1	as above		
	Training			no set night or venue			
<b>Cricket</b>	<b>Shirebulls Cricket Team</b>	1 team	PP46 Kingstone High School and PP72 Weobley High School				
Adult male	Saturday League pm	1					
	Training Wednesday						
<b>Allensmore</b>							

Herefordshire Football, Cricket, Rugby, Hockey, Bowling, Tennis Clubs, Teams and Venues							
Ross-on-Wye Area		Questionnaire returned	Sport	Club/League/standard/times of play	Teams	Venue /Expanare Ref	
WARD	PARISH						
Pontrillas	Hentland						
	Llanwarne and District Group (Harwood, Llandinabo, Llanwarne, Treitire with Michaelchurch)						
	Much Birch			Cricket	Wormelow Cricket Club	5 teams	PP130 Wormelow Cricket Ground
				Junior boys	U9 Sunday am monthly	1	Kennel Field and PP46 Kingstone High school
					U10 Sunday am	1	
					U11 Sunday am	1	
					U13 Tuesday pm	1	
					U 15 Sunday pm	1	
Training U9, U10, U11, U15 wed, U13 Mon							
Aconbury and Little Birch							
Llangarron	Welsh Newton and Llanrothal Group						
	Bridstow						
	Llangarron						
	Marstow						
	Peterstow						
	Sellack						
Kerne Bridge	Goodrich and Welsh Bicknor Group		Cricket	Goodrich Cricket Club	3 teams	PP126 Goodrich Cricket Ground, The Avenue (Main Ground)	
			Adult male	Saturday League:pm	2		
				Sunday League: pm	1		
				Training : Wednesday		as above	
				Cricket	Goodrich Cricket Club	2 teams	PP126 Goodrich Cricket Ground, The Avenue (Main Ground)
				Junior boys	U13's Junior League: Tuesday pm	1	
					U15's Junior League: Sunday pm	1	
					Training: Wednesday		as above
		Tennis	Goodrich Tennis Club		PP229 Goodrich Tennis Courts		
	Whitchurch and Ganarew Group						
Walford							

Herefordshire Football, Cricket, Rugby, Hockey, Bowling, Tennis Clubs, Teams and Venues								
Ross-on-Wye Area		Questionnaire	Sport	Club/League/standard/times of	Teams	Venue /Expanare Ref		
WARD	PARISH	returned		play				
Penyard	Aston Ingham							
	Hope Mansell							
	Lea							
	Linton (S)							
	St. Weonards							
	Weston-under-Penyard	Football		Weston-under-Penard Football Club	1 team	PP95 Weston under Penyard Pimary school/ Weston under Penyard recreation ground		
					Adult & U18 male		Hfds Saturday League Div 3: Sat pm	1
					Training			No set night or venue
		Football		Weston Athletic	1 team	PP95 Weston under Penyard Pimary school/ Weston under Penyard recreation ground		
					Adult & U18 male		North Gloucestershire League Sat 2.30	1
					Training			No set night or venue
		Football		Weston Youth FC	1 team	PP95 Weston under Penyard Pimary school/ Weston under Penyard recreation ground		
					U16 & below male		U14 - HGTA Sunday pm 2.00	1
					Training			No set night or venue
	Garway		Football	Garway Juniors	3 teams			
U16 & below male					U11 - HGTA Saturday am 12.00	1	Garway Common	
U13 - HGTA Sunday am 10.30					1			
U14 - HGTA Sunday pm 2.00					1			
Training		no set night or venue						
Orcop								
Old Gore	Brampton Abbots and Foy Group							
	How Caple, Sollershope and Yatton Group							

Herefordshire Football, Cricket, Rugby, Hockey, Bowling, Tennis Clubs, Teams and Venues							
Ross-on-Wye Area		Questionnaire returned	Sport	Club/League/standard/times of play	Teams	Venue /Expanare Ref	
WARD	PARISH						
Old Gore	Brockhampton (S)	Returned	Cricket	<b>Brockhampton Cricket Club</b>	5 teams	PP121 Brockhampton Cricket Ground, The Parks (Main Ground)	
			Adult male	Marches Saturday League:pm	4		
				Marches Sunday League: pm	1		
				Hfds Indoor League	1 team		
				Training : Wednesday			as above
		Returned	Cricket	<b>Brockhampton Cricket Club</b>	4 teams	PP121 Brockhampton Cricket Ground, The Parks (Main Ground)	
			Junior boys	U9's Hfds Junior League: Sunday am	1	PP? 2nd Ground (new) The Stables	
				U11's Hfds Junior League: Sunday am	1		
				U13's Hfds Junior League: Tuesday pm	1		
				U15's Hfds Junior League: Sunday pm	1		
			Training: U9, U11, U15 Thurs U13 Friday		as above		
	Kings Caple						
	Upton Bishop						
	Much Marcle						
	Woolhope			Football	<b>Woolhope Allstars</b>	1 team	PP166 Berryfields Playing Fields, Woolhope
				Adult & U18 male	Hfds Sunday Prem 10.30	1	
					Training		
Returned			Cricket	<b>Woolhope Cricket Club</b>	3 teams	PP166 Berryfields Playing Fields, Woolhope	
			Adult Male	Saturday League:pm	2		
				Sunday League:pm	1		
		Training Wednesday		as above			
		Tennis	<b>Woolhope Tennis Club</b>		PP225 Berryfields Tennis Courts		
Ross-on-Wye West	Ross Rural		Football	<b>Ross Juniors Football Club</b>	1 team	PP253 Ross Sports Centre, Wilton Road, Ross	
Ross-on-Wye East	Ross-on-Wye		Adult & U18 male	Hfds Sunday League Div 2 am	1		
				Training			No set night or venue



Herefordshire Football, Cricket, Rugby, Hockey, Bowling, Tennis Clubs, Teams and Venues							
Ross-on-Wye Area		Questionnaire returned	Sport	Club/League/standard/times of play	Teams	Venue /Expanare Ref	
WARD	PARISH						
Ross-on-Wye West	Ross Rural	Returned	Football	Ross Football club (junior and colts)	12 teams		
	Ross-on-Wye East		U16 & below male	U9 - HGTA Saturday am 9.45 (juniors)	1	PP191 Ross Football Ground, Ross Rowing Club, Ross, Mini pitch	
			U8 team	1			
			U9 - Stirling Saturday am 9.45 (Colts)	1			
			U10 - HGTA Saturday am 10.45 (juniors)	1			
			U11 - HGTA Saturday am 12.00 (juniors)	1	as above		
			U11 - Stirling Saturday am 12.00 (junior colts)	1	as above		
			U11 - HGTA Saturday am 12.00 (royals)	1			
			U12 - Stirling Sunday am 10.30 ( junior)	1	as above		
			U12 - HGTA Sunday am 10.30 (colts)	1	as above		
			U13 - HGTA Sunday am 10.30 (juniors)	1	as above		
			U15 - HGTA Sunday pm 2.00 (juniors)	1	Ross Sports Centre, Wilton Road, Ross		
			U16 - HGTA Sunday pm 2.00	1			
			Training		No set night or venue		
			Football	Ross United FC (juniors)	3 teams	PP253 Ross Sports Centre, Wilton Road, Ross	
			U16 & below male	U11 - Stirling Saturday am 12.00	1		
				U12 - HGTA Sunday am 10.30 (tigers)	1		as above
				U14 - HGTA Sunday pm 2.00	1		as above
				Training		No set night or venue	
			Football	Howles Hill Football Club	1 team	PP253 Ross Sports Centre, Wilton Road, Ross	
			Adult & U18 male	North Gloucestershire League Div 2 Sat pm	1		
				Training			No set night or venue

Herefordshire Football, Cricket, Rugby, Hockey, Bowling, Tennis Clubs, Teams and Venues								
Ross-on-Wye Area		Questionnaire returned	Sport	Club/League/standard/times of play	Teams	Venue /Expanare Ref		
WARD	PARISH							
Ross-on-Wye West	Ross Rural		<b>Cricket</b>	<b>Ross Cricket Club</b>	5 teams	PP253 Ross Sports Centre, Wilton Road, Ross(main ground) 2 ptiches		
			Adult male	Saturday League:pm	3			
				Sunday League: pm	2			
				Training : Wednesday		As above		
Ross-on-Wye East	Ross-on-Wye		<b>Cricket</b>	<b>Ross Cricket Club</b>	8 teams	PP253 Ross Sports Centre, Wilton Road, Ross(main ground) 2 pitches		
			Junior boys	U9's Junior League: Sunday am monthly	1			
				U10's Junior League: Sunday am	1			
				U11's Junior League: Tuesday pm	2			
				U13's Junior League: Sunday pm	2			
				U15's Junior League: Sunday pm	2			
					Training U9, U10, U11, U13 Wed, U15 Thurs		PP1 Ashfield Park Primary School	
				<b>Cricket</b>	<b>Ross Cricket Club</b>			
				junior girls				As above
	<b>Returned</b>	<b>Rugby</b>	<b>Ross Rugby Club</b>	2 teams	PP258 Greytrees Rugby pitches			
		seniors	Ross 1st Saturday 3 pm					
		males	Ross 2nds Saturday 3pm					
			Training					
		<b>Hockey</b>	<b>Ross Hockey Club</b>	3 teams	PP38.39/40/John Kyrle High School ATP and PP162 Hereford Leisure Centre ATP			
		veterans (over 35)	Saturday pm	1				
			Training as per seniors					
		seniors	1st XV Saturday pm	1				
			2nd XV Saturday 3 pm	1				
			Senior Training: 8pm Monday			Monouth		
			Senior Training: Wednesday evening		JKHS			
		<b>Hockey</b>	<b>Ross Hockey Club</b>	2 teams	PP38.39/40/John Kyrle High School ATP and PP162 Hereford Leisure Centre ATP			
		juniors	U11's League Sunday	1				
			U14's	1				
			Training Wed 7pm		JKHS			
		<b>Hockey</b>	<b>Ross Ladies Hockey Club</b>	1 team	Monmouth Boys Schoo Sports Club			
		seniors	1st Team Saturday 12.30pm	1				
			Training: Monday 8pm			Monouth		
			Training: Wednesday evening		JKHS			
		<b>Hockey</b>	<b>Red Giants</b>	??	??			
			??					
		<b>Bowling</b>	<b>Ross Bowling Club</b>	71 male	PP228 Ross Bowling Geen			
			Private/Mixed	30 female				
		<b>Returned</b>	<b>Tennis</b>	<b>Ross Tennis Club</b>		PP226 Crossfield Tennis Courts, Ross		

**Protection of Playing Fields Audit Report**

Team County Name	Club Name	Club ID	Team Name	Team ID	Ground Name	Ground Address 1	Ground Address 2	Ground Town	Ground County	Ground Post Code	Ground Northing	Ground Easting	Local Authority	Day Plays On
Herefordshire FA	Addison Allstars F.C.	223579	First	11286966	Hereford Leisure Centre	Holmer		Hereford	Herefordshire		241550	350550	ounty of Herefordshi	Sunday
Herefordshire FA	Allstars F.C.	44331	First	10922785	Ledbury Rugby Club	Ross Road Playing Fields	Ross Road	Ledbury	Herefordshire		236089	368885	ounty of Herefordshi	Sunday
Herefordshire FA	Athletico Toros F.C.	227530	Cavaliers	11424816	Hereford Leisure Centre	Holmer		Hereford	Herefordshire		241550	350550	ounty of Herefordshi	Sunday
Herefordshire FA	Athletico Toros F.C.	227530	First	11352577	The Abbey Park	Belmont Abbey		Hereford		hr2 9sh	237799	347902	ounty of Herefordshi	Sunday
Herefordshire FA	Athletico Ledbury F.C.	147620	First	11019522	Ledbury Town	New Street		Ledbury	Herefordshire	HR8 2AE	237867	370912	ounty of Herefordshi	Sunday
Herefordshire FA	Barrels F.C.	110081	First	11089070	Gorsty Lane	Gorsty Lane		Hereford	Herefordshire	HR1 1UN	239428	353322	ounty of Herefordshi	Sunday
Herefordshire FA	Bartestree F.C.	44088	First	10922546	Bartestree And Lugwardine Playing Fields	Bartestree		Hereford	Herefordshire	HR1 4BU	241236	355949	ounty of Herefordshi	Saturday
Herefordshire FA	Bartestree F.C.	44088	Reserves	11050057	Bartestree And Lugwardine Playing Fields	Bartestree		Hereford	Herefordshire	HR1 4BU	241236	355949	ounty of Herefordshi	Saturday
Herefordshire FA	Bartestree F.C.	44088	U10	11410335	Bartestree And Lugwardine Playing Fields	Bartestree		Hereford	Herefordshire	HR1 4BU	241236	355949	ounty of Herefordshi	Saturday
Herefordshire FA	Bartestree F.C.	44088	U12	11410329	Bartestree And Lugwardine Playing Fields	Bartestree		Hereford	Herefordshire	HR1 4BU	241236	355949	ounty of Herefordshi	Saturday
Herefordshire FA	Bartestree F.C.	44088	U12 Juniors	11410326	Bartestree And Lugwardine Playing Fields	Bartestree		Hereford	Herefordshire	HR1 4BU	241236	355949	ounty of Herefordshi	Saturday
Herefordshire FA	Bartestree F.C.	44088	u13 Girls	11410332	Bartestree And Lugwardine Playing Fields	Bartestree		Hereford	Herefordshire	HR1 4BU	241236	355949	ounty of Herefordshi	Sunday
Herefordshire FA	Bartestree F.C.	44088	U13 Juniors	11410330	Bartestree And Lugwardine Playing Fields	Bartestree		Hereford	Herefordshire	HR1 4BU	241236	355949	ounty of Herefordshi	Sunday
Herefordshire FA	Bartestree F.C.	44088	U15 Girls	11410336	Bartestree And Lugwardine Playing Fields	Bartestree		Hereford	Herefordshire	HR1 4BU	241236	355949	ounty of Herefordshi	Sunday
Herefordshire FA	Bartestree F.C.	44088	U16	11410327	Bartestree And Lugwardine Playing Fields	Bartestree		Hereford	Herefordshire	HR1 4BU	241236	355949	ounty of Herefordshi	Sunday
Herefordshire FA	Bartestree F.C.	44088	U18	11444330	Bartestree And Lugwardine Playing Fields	Bartestree		Hereford	Herefordshire	HR1 4BU	241236	355949	ounty of Herefordshi	Wednesday
Herefordshire FA	Bartestree F.C.	44088	U9	11410333	Bartestree And Lugwardine Playing Fields	Bartestree		Hereford	Herefordshire	HR1 4BU	241236	355949	ounty of Herefordshi	Saturday
Herefordshire FA	Bell F.C.	44315	First	10922770	Briarwood Stadium	Bridge Street		Leominster	Herefordshire	HR6 8EA	259813	349280	ounty of Herefordshi	Sunday
Herefordshire FA	Belmont F.C.	43898	U15	11434367	Newton Farm	Marcle Walk	Newton Farm	Hereford	Herefordshire	HR2 7RQ	239397	350880	ounty of Herefordshi	Sunday
Herefordshire FA	Bromyard Colts F.C.	140691	First	10948917	Stourport Road		Stourport Road	Bromyard	Herefordshire	HR7 4SR	253343	362520	ounty of Herefordshi	Sunday
Herefordshire FA	Bromyard F.C.	44253	First	11411818	Stourport Road		Stourport Road	Bromyard	Herefordshire	HR7 4SR	253343	362520	ounty of Herefordshi	Saturday
Herefordshire FA	Bromyard F.C.	44253	U10	11411803	Stourport Road		Stourport Road	Bromyard	Herefordshire	HR7 4SR	253343	362520	ounty of Herefordshi	Saturday
Herefordshire FA	Bromyard F.C.	44253	U10 Colts	11370201	Stourport Road		Stourport Road	Bromyard	Herefordshire	HR7 4SR	253343	362520	ounty of Herefordshi	Saturday
Herefordshire FA	Bromyard F.C.	44253	U11	11455323	Stourport Road		Stourport Road	Bromyard	Herefordshire	HR7 4SR	253343	362520	ounty of Herefordshi	
Herefordshire FA	Bromyard F.C.	44253	U12	11370185	Stourport Road		Stourport Road	Bromyard	Herefordshire	HR7 4SR	253343	362520	ounty of Herefordshi	Sunday
Herefordshire FA	Bromyard F.C.	44253	U13	11370178	Stourport Road		Stourport Road	Bromyard	Herefordshire	HR7 4SR	253343	362520	ounty of Herefordshi	Sunday
Herefordshire FA	Bromyard F.C.	44253	U14	11411805	Stourport Road		Stourport Road	Bromyard	Herefordshire	HR7 4SR	253343	362520	ounty of Herefordshi	Sunday
Herefordshire FA	Bromyard F.C.	44253	U16	11411816	Stourport Road		Stourport Road	Bromyard	Herefordshire	HR7 4SR	253343	362520	ounty of Herefordshi	Sunday
Herefordshire FA	Bromyard F.C.	44253	U8	11370211	Stourport Road		Stourport Road	Bromyard	Herefordshire	HR7 4SR	253343	362520	ounty of Herefordshi	Saturday
Herefordshire FA	Bromyard F.C.	44253	U9	11370208	Stourport Road		Stourport Road	Bromyard	Herefordshire	HR7 4SR	253343	362520	ounty of Herefordshi	Saturday
Herefordshire FA	Bromyard Town F.C.	43852	First	10922310	Delahay Meadow	Stourport Road		Bromyard	Herefordshire	HR7 4NT	255019	366079	ounty of Herefordshi	Saturday
Herefordshire FA	Bromyard Town F.C.	43852	U18	11063205	Stourport Road		Stourport Road	Bromyard	Herefordshire	HR7 4SR	253343	362520	ounty of Herefordshi	Monday
Herefordshire FA	Burghill F.C.	43854	First	10922312	Burghill Playing Field	Redstone	Burghill	Hereford	Herefordshire	HR7 4HR	244500	347500	ounty of Herefordshi	Saturday
Herefordshire FA	Burghill Rangers F.C.	223628	First	11288230	Burghill FC	The Coppice	Burghill	Hereford	Herefordshire	hr4 8lq	245936	346671	ounty of Herefordshi	Sunday
Herefordshire FA	Casuals F.C.	43951	First	10922409	Bishops Frome Sports Ground	Bishops Frome		Bishops Frome	Worcestershire	WR6 5DB	248374	365961	ounty of Herefordshi	Sunday
Herefordshire FA	Civil Service F.C.	43855	First	10922313	Gorsty Lane	Gorsty Lane		Hereford	Herefordshire	HR1 1UN	239428	353322	ounty of Herefordshi	Saturday
Herefordshire FA	Colwall St James F.C.	43914	First	10922372	Colwall Football pitch	Walwyn Road	Colwall	Colwall	Worcestershire	WR13	214816	374980	ounty of Herefordshi	Sunday
Herefordshire FA	Cradley Sports Club F.C.	146525	U10	11411332	Bishops Frome Sports Ground	Bishops Frome		Bishops Frome	Worcestershire	WR6 5DB	248374	365961	ounty of Herefordshi	Saturday
Herefordshire FA	Cradley Sports Club F.C.	146525	U16	11411330	Cradley C E Primary School	Cradley		Cradley	Herefordshire	WR13 5LL	247100	373433	ounty of Herefordshi	Sunday
Herefordshire FA	Cradley Sports Club F.C.	146525	U8	11387272	Cradley C E Primary School	Cradley		Cradley	Herefordshire	WR13 5LL	247100	373433	ounty of Herefordshi	Saturday
Herefordshire FA	Cradley Sports Club F.C.	146525	U9	11387273	Cradley C E Primary School	Cradley		Cradley	Herefordshire	WR13 5LL	247100	373433	ounty of Herefordshi	Saturday
Herefordshire FA	Credenhill Juniors F.C.	44070	Credenhill Toros	11404530	Roman Park, Credenhill	Station Road	Credenhill	Hereford	Herefordshire		0	0	ounty of Herefordshi	Saturday
Herefordshire FA	Credenhill Juniors F.C.	44070	U10	11404529	Roman Park, Credenhill	Station Road	Credenhill	Hereford	Herefordshire		243516	345064	ounty of Herefordshi	Saturday
Herefordshire FA	Credenhill Juniors F.C.	44070	U12	11417095	St Mary's CofE Primary School	Credenhill		Hereford	Herefordshire	HR4 7DW	243460	345054	ounty of Herefordshi	Sunday
Herefordshire FA	Dore Valley F.C.	141633	First	10962127	Seven Site		Kingstone	Hereford	Herefordshire	HR2 9EW	236008	342703	ounty of Herefordshi	Saturday
Herefordshire FA	Eardisley Werewolves F.C.	226774	U12	11405704	Spear Marsh Common			Almeley	Herefordshire	HR3 6LH	251556	333479	ounty of Herefordshi	Sunday
Herefordshire FA	Eardisley Werewolves F.C.	226774	U8	11405700	Spear Marsh Common			Almeley	Herefordshire	HR3 6LH	251556	333479	ounty of Herefordshi	Saturday
Herefordshire FA	Ewyas Harold F.C.	43860	First	10922318	Ewyas Harold Recreation Ground	Ewyas Harold		Hereford	Herefordshire	HR2 0EY	228716	338793	ounty of Herefordshi	Saturday
Herefordshire FA	Ewyas Harold F.C.	43860	Reserves	11052402	Recreation Ground	Ewyas Harold		Hereford	Herefordshire		239800	350600	ounty of Herefordshi	Saturday
Herefordshire FA	Ewyas Harold F.C.	43860	U15	11426013	Ewyas Harold Recreation Ground	Ewyas Harold		Hereford	Herefordshire	HR2 0EY	228716	338793	ounty of Herefordshi	Sunday
Herefordshire FA	Fownhope F.C.	43861	First	10922319	Fownhope Recreation Field	Capler Lane	Fawnhope	Hereford	Herefordshire	HR1 4PJ	233838	358240	ounty of Herefordshi	Saturday
Herefordshire FA	Fownhope F.C.	43861	Reserves	11050015	Fownhope Recreation Field	Capler Lane	Fawnhope	Hereford	Herefordshire	HR1 4PJ	233838	358240	ounty of Herefordshi	Saturday
Herefordshire FA	Fownhope F.C.	43861	U18	11425775	Fownhope Recreation Field	Capler Lane	Fawnhope	Hereford	Herefordshire	HR1 4PJ	233838	358240	ounty of Herefordshi	Wednesday
Herefordshire FA	Fownhope F.C.	43861	U9	11425773	Fownhope Recreation Field	Capler Lane	Fawnhope	Hereford	Herefordshire	HR1 4PJ	233838	358240	ounty of Herefordshi	Sunday
Herefordshire FA	Fownhope Junior Dynamos Youth F.C.	44101	U10 Lightning	11435093	Victoria Park	Victoria Park		Hereford	Herefordshire		244650	346350	ounty of Herefordshi	Saturday
Herefordshire FA	Fownhope Junior Dynamos Youth F.C.	44101	U10 Thunder	11435100	Fownhope Recreation Field	Capler Lane	Fawnhope	Hereford	Herefordshire	HR1 4PJ	233838	358240	ounty of Herefordshi	Saturday
Herefordshire FA	Fownhope Junior Dynamos Youth F.C.	44101	U14	11435070	Fownhope Recreation Field	Capler Lane	Fawnhope	Hereford	Herefordshire	HR1 4PJ	233838	358240	ounty of Herefordshi	Sunday

Herefordshire FA	Golden Valley Juniors F.C.	44133	U11	11432718	Seven Site	Seve Site	Kingstone	Hereford	Herefordshire		0	0	ounty of Herefordshi	Saturday
Herefordshire FA	Golden Valley Juniors F.C.	44133	U12	11455351	Seven Site	Seve Site	Kingstone	Hereford	Herefordshire		0	0	ounty of Herefordshi	Sunday
Herefordshire FA	Golden Valley Juniors F.C.	44133	U13	11432713	Seven Site	Seve Site	Kingstone	Hereford	Herefordshire		0	0	ounty of Herefordshi	Saturday
Herefordshire FA	Golden Valley Juniors F.C.	44133	U14	11432709	Seven Site	Seve Site	Kingstone	Hereford	Herefordshire		0	0	ounty of Herefordshi	Sunday
Herefordshire FA	Golden Valley Juniors F.C.	44133	U16	11432722	Seven Site	Seve Site	Kingstone	Hereford	Herefordshire		0	0	ounty of Herefordshi	Sunday
Herefordshire FA	Goldvale F.C.	219669	First	11232935	King George V Playing Fields	St Martins		Hereford		HR2 7RQ	239397	350880	ounty of Herefordshi	Sunday
Herefordshire FA	Gorsley Village F.C.	214301	Skills	11461531	Gorsley Goffs Primary School	Gorsley		Ross-on-Wye	Herefordshire	HR9 7SE	226012	367213	ounty of Herefordshi	Saturday
Herefordshire FA	Gorsley Village F.C.	214301	U11	11422841	Gorsley Goffs Primary School	Gorsley		Ross-on-Wye	Herefordshire	HR9 7SE	226012	367213	ounty of Herefordshi	Sunday
Herefordshire FA	Gorsley Village F.C.	214301	U13	11461528	Gorsley Goffs Primary School	Gorsley		Ross-on-Wye	Herefordshire	HR9 7SE	226012	367213	ounty of Herefordshi	Saturday
Herefordshire FA	Greyhound City Sports Youth F.C.	110034	U14	11442218	Hereford City Sports Club	Grandstand Road		Hereford	Herefordshire		241250	350150	ounty of Herefordshi	Saturday
Herefordshire FA	HCT F.C.	231070	First	11414080	Wellington Playing Field	Wellington		Hereford	Herefordshire	HR4 8AZ	248214	349611	ounty of Herefordshi	Monday
Herefordshire FA	Heart of Oak FC	146518	First	11001961	Hereford Leisure Centre	Holmer Road		Hereford	Herefordshire	HR4 9UD	241505	350554	ounty of Herefordshi	Sunday
Herefordshire FA	Hearts F.C.	223570	First	11286445	Hereford Leisure Centre	Holmer Road		Hereford	Herefordshire	HR4 9UD	241505	350554	ounty of Herefordshi	Sunday
Herefordshire FA	Hereford City FC	219066	First	11221089	Gorsty Lane	Gorsty Lane		Hereford	Herefordshire	HR1 1UN	239428	353322	ounty of Herefordshi	Saturday
Herefordshire FA	Hereford City Sports F.C.	215491	U8	11260980	Hereford City Sports Club	Grandstand Road		Hereford	Herefordshire		241250	350150	ounty of Herefordshi	Saturday
Herefordshire FA	Hereford City Sports F.C.	215491	u9	11362777	Hereford City Sports Club	Grandstand Road		Hereford	Herefordshire		241250	350150	ounty of Herefordshi	Saturday
Herefordshire FA	Hereford Girls FC	209323	U13	11436929	Gorsty Lane	Gorsty Lane		Hereford	Herefordshire	HR1 1UN	239428	353322	ounty of Herefordshi	Sunday
Herefordshire FA	Hereford Girls FC	209323	U15	11436923	Gorsty Lane	Gorsty Lane		Hereford	Herefordshire	HR1 1UN	239428	353322	ounty of Herefordshi	Sunday
Herefordshire FA	Hereford Lads Club F.C.	43909	First	10922367	Hereford Leisure Centre	Holmer Road		Hereford	Herefordshire	HR4 9UD	241505	350554	ounty of Herefordshi	Saturday
Herefordshire FA	Hereford Lads Club F.C.	43909	Reserves	11125212	Widemarsh Common	Holmer Road		Hereford	Herefordshire	HR4 9UD	241505	350554	ounty of Herefordshi	Saturday
Herefordshire FA	Hereford Lads Club Youth F.C.	44225	U10 Colts	11434094	HFA County Ground	Widemarsh common		Hereford	Herefordshire	HR4 9NA	240893	350611	ounty of Herefordshi	Saturday
Herefordshire FA	Hereford Lads Club Youth F.C.	44225	U10 terriers	11434098	HFA County Ground	Widemarsh common		Hereford	Herefordshire	HR4 9NA	240893	350611	ounty of Herefordshi	Saturday
Herefordshire FA	Hereford Lads Club Youth F.C.	44225	U10 Warriors	11434101	HFA County Ground	Widemarsh common		Hereford	Herefordshire	HR4 9NA	240893	350611	ounty of Herefordshi	Saturday
Herefordshire FA	Hereford Lads Club Youth F.C.	44225	U11 Bells	11434137	HFA County Ground	Widemarsh common		Hereford	Herefordshire	HR4 9NA	240893	350611	ounty of Herefordshi	Sunday
Herefordshire FA	Hereford Lads Club Youth F.C.	44225	U11 Tigers	11441766	HFA County Ground	Widemarsh common		Hereford	Herefordshire	HR4 9NA	240893	350611	ounty of Herefordshi	Sunday
Herefordshire FA	Hereford Lads Club Youth F.C.	44225	U11 Vixens	11434141	HFA County Ground	Widemarsh common		Hereford	Herefordshire	HR4 9NA	240893	350611	ounty of Herefordshi	Sunday
Herefordshire FA	Hereford Lads Club Youth F.C.	44225	U12 Bulls	11434115	King George V Playing Fields	St Martins		Hereford	Herefordshire	HR2 7RQ	239397	350880	ounty of Herefordshi	Sunday
Herefordshire FA	Hereford Lads Club Youth F.C.	44225	U13	11434118	HFA County Ground	Widemarsh common		Hereford	Herefordshire	HR4 9NA	240893	350611	ounty of Herefordshi	Sunday
Herefordshire FA	Hereford Lads Club Youth F.C.	44225	U13 Vixens	11434146	HFA County Ground	Widemarsh common		Hereford	Herefordshire	HR4 9NA	240893	350611	ounty of Herefordshi	Sunday
Herefordshire FA	Hereford Lads Club Youth F.C.	44225	U14	11434122	HFA County Ground	Widemarsh common		Hereford	Herefordshire	HR4 9NA	240893	350611	ounty of Herefordshi	Sunday
Herefordshire FA	Hereford Lads Club Youth F.C.	44225	U17 Tigers	11434153	HFA County Ground	Widemarsh common		Hereford	Herefordshire	HR4 9NA	240893	350611	ounty of Herefordshi	Sunday
Herefordshire FA	Hereford Lads Club Youth F.C.	44225	U18	11434124	Hereford Leisure Centre	Holmer Road		Hereford	Herefordshire	HR4 9UD	241505	350554	ounty of Herefordshi	Thursday
Herefordshire FA	Hereford Lads Club Youth F.C.	44225	U8 Gullers	11434078	HFA County Ground	Widemarsh common		Hereford	Herefordshire	HR4 9NA	240893	350611	ounty of Herefordshi	Saturday
Herefordshire FA	Hereford Lads Club Youth F.C.	44225	U8 Merlins	11434083	HFA County Ground	Widemarsh common		Hereford	Herefordshire	HR4 9NA	240893	350611	ounty of Herefordshi	Saturday
Herefordshire FA	Hereford Lads Club Youth F.C.	44225	U8 scorpions	11434079	HFA County Ground	Widemarsh common		Hereford	Herefordshire	HR4 9NA	240893	350611	ounty of Herefordshi	Saturday
Herefordshire FA	Hereford Lads Club Youth F.C.	44225	U9 Cheetas	11434086	HFA County Ground	Widemarsh common		Hereford	Herefordshire	HR4 9NA	240893	350611	ounty of Herefordshi	Saturday
Herefordshire FA	Hereford Lads Club Youth F.C.	44225	U9 Pumas	11434134	HFA County Ground	Widemarsh common		Hereford	Herefordshire	HR4 9NA	240893	350611	ounty of Herefordshi	Sunday
Herefordshire FA	Hereford Lads Club Youth F.C.	44225	U9 Rangers	11434090	HFA County Ground	Widemarsh common		Hereford	Herefordshire	HR4 9NA	240893	350611	ounty of Herefordshi	Saturday
Herefordshire FA	Hereford Lads Club Youth F.C.	44225	U9 Tigers	11434128	HFA County Ground	Widemarsh common		Hereford	Herefordshire	HR4 9NA	240893	350611	ounty of Herefordshi	Sunday
Herefordshire FA	Hereford Pegasus Ladies F.C.	43996	Ladies First	10922454	Pegasus FC	Old School Lane		Hereford	Herefordshire	HR1 1EX	241794	351269	ounty of Herefordshi	Sunday
Herefordshire FA	Hereford Pegasus Ladies F.C.	43996	Reserves	11367536	Pegasus FC	Old School Lane		Hereford	Herefordshire	HR1 1EX	241794	351269	ounty of Herefordshi	Sunday
Herefordshire FA	Hereford Redstars F.C.	232729	U8	11450140	Hereford Sixth Form College	Folly Lane		Hereford	Herefordshire	HR1 1LU	240699	352212	ounty of Herefordshi	Saturday
Herefordshire FA	Herefordshire Mind FC	210484	Open Aged	11327100	Hereford Leisure Centre	Holmer		Hereford	Herefordshire		241550	350550	ounty of Herefordshi	Sunday
Herefordshire FA	Herefordshire Mind FC	210484	Open Aged2	11327101	Hereford Leisure Centre	Holmer		Hereford	Herefordshire		241550	350550	ounty of Herefordshi	Sunday
Herefordshire FA	Hereford United FC	43954	Adult disability	11344776	Hereford United FC	Edgar Street Athletic Ground	Edgar Street	HEREFORD	Herefordshire	HR4 9JU	240460	350930	ounty of Herefordshi	Saturday
Herefordshire FA	Hereford United FC	43954	Disability	11392146	Hereford United FC	Edgar Street Athletic Ground	Edgar Street	HEREFORD	Herefordshire	HR4 9JU	240460	350930	ounty of Herefordshi	Saturday
Herefordshire FA	Hereford United FC	43954	First	10922412	Hereford United FC	Edgar Street Athletic Ground	Edgar Street	HEREFORD	Herefordshire	HR4 9JU	240460	350930	ounty of Herefordshi	Saturday
Herefordshire FA	Hereford United FC	43954	U10	11344771	Hereford United FC	Edgar Street Athletic Ground	Edgar Street	HEREFORD	Herefordshire	HR4 9JU	240460	350930	ounty of Herefordshi	Saturday
Herefordshire FA	Hereford United FC	43954	U11	11344767	Hereford United FC	Edgar Street Athletic Ground	Edgar Street	HEREFORD	Herefordshire	HR4 9JU	240460	350930	ounty of Herefordshi	Saturday
Herefordshire FA	Hereford United FC	43954	U13	11404815	Hereford United FC	Edgar Street Athletic Ground	Edgar Street	HEREFORD	Herefordshire	HR4 9JU	240460	350930	ounty of Herefordshi	Saturday
Herefordshire FA	Hereford United FC	43954	U14	11344718	Hereford United FC	Edgar Street Athletic Ground	Edgar Street	HEREFORD	Herefordshire	HR4 9JU	240460	350930	ounty of Herefordshi	Saturday
Herefordshire FA	Hereford United FC	43954	U16	11344715	Hereford United FC	Edgar Street Athletic Ground	Edgar Street	HEREFORD	Herefordshire	HR4 9JU	240460	350930	ounty of Herefordshi	Saturday
Herefordshire FA	Hereford United FC	43954	U18	11049834	Hereford United FC	Edgar Street Athletic Ground	Edgar Street	HEREFORD	Herefordshire	HR4 9JU	240460	350930	ounty of Herefordshi	Wednesday
Herefordshire FA	Hereford United FC	43954	U9	11344774	Hereford United FC	Edgar Street Athletic Ground	Edgar Street	HEREFORD	Herefordshire	HR4 9JU	240460	350930	ounty of Herefordshi	Saturday
Herefordshire FA	HFA County Team F.C.	44160	U16	11253103	Delahay Meadow	Stourport Road		Bromyard	Herefordshire	HR7 4NT	255019	366079	ounty of Herefordshi	Sunday
Herefordshire FA	HFA County Team F.C.	44160	U18	10907848	Pegasus FC	Old School Lane		Hereford	Herefordshire	HR1 1EX	241794	351269	ounty of Herefordshi	Sunday
Herefordshire FA	HFA Girls PDC F.C.	226752	U11	11394131	Haywood High School	Stanberrow Road		Grafton	Herefordshire	HR2 7NG	237991	350132	ounty of Herefordshi	Friday
Herefordshire FA	HFA Girls PDC F.C.	226752	U13	11394132	Haywood High School	Stanberrow Road		Grafton	Herefordshire	HR2 7NG	237991	350132	ounty of Herefordshi	Friday
Herefordshire FA	HFA Girls PDC F.C.	226752	U15	11394133	Haywood High School	Stanberrow Road		Grafton	Herefordshire	HR2 7NG	237991	350132	ounty of Herefordshi	Friday
Herefordshire FA	HFA Girls PDC F.C.	226752	U17	11394130	Haywood High School	Stanberrow Road		Grafton	Herefordshire	HR2 7NG	237991	350132	ounty of Herefordshi	Friday

Herefordshire FA	HFA Girls PDC F.C.	226752	U9	11450173	Haywood High School	Stanberrow Road		Grafton	Herefordshire	HR2 7NG	237991	350132	ounty of Herefordshi	Friday	
Herefordshire FA	Hinton F.C.	43866	First	10922324	Broomy Hill	Football Pitch	Broomy Hill	Hereford	Herefordshire		0	0	ounty of Herefordshi	Saturday	
Herefordshire FA	Hinton F.C.	43866	Reserves	11123512	Broomy Hill	Football Pitch	Broomy Hill	Hereford	Herefordshire		0	0	ounty of Herefordshi	Saturday	
Herefordshire FA	Hinton U18 F.C.	140779	U18	11123533	Broomy Hill	Football Pitch	Broomy Hill	Hereford	Herefordshire		0	0	ounty of Herefordshi	Wednesday	
Herefordshire FA	Hinton Youth F.C.	140778	U12	11420399	Broomy Hill	Football Pitch	Broomy Hill	Hereford	Herefordshire		239500	349500	ounty of Herefordshi	Saturday	
Herefordshire FA	Hinton Youth F.C.	140778	U13	11453475	Broomy Hill	Football Pitch	Broomy Hill	Hereford	Herefordshire		239500	349500	ounty of Herefordshi	Saturday	
Herefordshire FA	Hinton Youth F.C.	140778	U13 colts	11420396	Broomy Hill	Football Pitch	Broomy Hill	Hereford	Herefordshire		239500	349500	ounty of Herefordshi	Saturday	
Herefordshire FA	Hinton Youth F.C.	140778	U14	11342395	Broomy Hill	Football Pitch	Broomy Hill	Hereford	Herefordshire		239500	349500	ounty of Herefordshi	Sunday	
Herefordshire FA	Hinton Youth F.C.	140778	U14 Colts	11420395	Broomy Hill	Football Pitch	Broomy Hill	Hereford	Herefordshire		239500	349500	ounty of Herefordshi	Sunday	
Herefordshire FA	Hinton Youth F.C.	140778	U15	11455329	Broomy Hill	Football Pitch	Broomy Hill	Hereford	Herefordshire		239500	349500	ounty of Herefordshi	Saturday	
Herefordshire FA	Hinton Youth F.C.	140778	U16	11420392	Broomy Hill	Football Pitch	Broomy Hill	Hereford	Herefordshire		239500	349500	ounty of Herefordshi	Sunday	
Herefordshire FA	Holme Lacy F.C.	43867	First	10922325	Holme Lacy Playing Field	Holme Lacy		Hereford	Herefordshire	HR2	235621	355573	ounty of Herefordshi	Saturday	
Herefordshire FA	Holme Lacy F.C.	43867	Reserves	11050047	Holme Lacy Playing Field	Holme Lacy		Hereford	Herefordshire	HR2	235621	355573	ounty of Herefordshi	Saturday	
Herefordshire FA	Holmer Athletic F.C.	44255	First	10922710	Widemarsh Common	Widemarsh Common		Hereford	Herefordshire	hr4 9na	240893	350611	ounty of Herefordshi	Sunday	
Herefordshire FA	Hop Pole F.C.	227134	First	11341662	Bridge Street			Leominster		HR6 8EA	259813	349280	ounty of Herefordshi	Sunday	
Herefordshire FA	HWX United F.C.	44318	First	10922773	King George V Playing Fields		St Martins			HR2 7RQ	239397	350880	ounty of Herefordshi	Sunday	
Herefordshire FA	Kimbolton Junior FC	146149	U10	11338577	Earl Mortimer Sports College		Leominster	Leominster	Herefordshire	HR6 8JJ	258443	349673	ounty of Herefordshi	Saturday	
Herefordshire FA	Kingspan F.C.	227321	First	11346030	Shobdon Airfield	Shobdon		Leominster	Hereford	Herefordshire	HR6 9NT	261844	339690	ounty of Herefordshi	Sunday
Herefordshire FA	Kingstone Harriers F.C.	219500	First	11229519	Kingstone High School	Kingstone			Hereford	Herefordshire	HR2 9HJ	236102	342009	ounty of Herefordshi	Saturday
Herefordshire FA	Kingstone Rovers F.C.	43900	First	10922358	Seven Site		Kingstone		Hereford	Herefordshire	HR2 9EW	236008	342703	ounty of Herefordshi	Saturday
Herefordshire FA	Kington Town F.C.	43894	First	10922352	Kington Town FC	Mill Street		Kington	Herefordshire	HR5 3AL	256540	329467	ounty of Herefordshi	Saturday	
Herefordshire FA	Kington Town F.C.	43894	Reserves	11054334	Kington Town FC	Mill Street		Kington	Herefordshire	HR5 3AL	256540	329467	ounty of Herefordshi	Saturday	
Herefordshire FA	Kington Town Youth F.C.	44107	U10	11410651	Kington Town FC	Mill Street		Kington	Herefordshire	HR5 3AL	256540	329467	ounty of Herefordshi	Saturday	
Herefordshire FA	Kington Town Youth F.C.	44107	U12	11410645	Kington Town FC	Mill Street		Kington	Herefordshire	HR5 3AL	256540	329467	ounty of Herefordshi	Saturday	
Herefordshire FA	Kington Town Youth F.C.	44107	U13	11410653	Kington Town FC	Mill Street		Kington	Herefordshire	HR5 3AL	256540	329467	ounty of Herefordshi	Sunday	
Herefordshire FA	Kington Town Youth F.C.	44107	U15	11410648	Kington Town FC	Mill Street		Kington	Herefordshire	HR5 3AL	256540	329467	ounty of Herefordshi	Sunday	
Herefordshire FA	Kington Town Youth F.C.	44107	U16	11410646	Kington Town FC	Mill Street		Kington	Herefordshire	HR5 3AL	256540	329467	ounty of Herefordshi	Sunday	
Herefordshire FA	Kington Town Youth F.C.	44107	U8	11410655	Kington Town FC	Mill Street		Kington	Herefordshire	HR5 3AL	256540	329467	ounty of Herefordshi	Saturday	
Herefordshire FA	Lads Club (SUNDAY) F.C.	43908	First	11411141	Hereford Leisure Centre	Holmer		Hereford	Herefordshire		241550	350550	ounty of Herefordshi	Sunday	
Herefordshire FA	La Mano De Dios 86 F.C.	209753	First	11138971	Ledbury Town	New Street		Ledbury	Herefordshire	HR8 2AE	237867	370912	ounty of Herefordshi	Sunday	
Herefordshire FA	LC Galaxy FC	226612	u9	11455330	Hereford Leisure Centre	Holmer		Hereford	Herefordshire		241550	350550	ounty of Herefordshi	Saturday	
Herefordshire FA	Ledbury Swifts FC	146214	U10	11440172	Ledbury Rugby Club	Ross Road Playing Fields	Ross Road	Ledbury	Herefordshire		0	0	ounty of Herefordshi	Saturday	
Herefordshire FA	Ledbury Swifts FC	146214	U11	11440176	Ledbury Rugby Club	Ross Road Playing Fields	Ross Road	Ledbury	Herefordshire		0	0	ounty of Herefordshi	Saturday	
Herefordshire FA	Ledbury Swifts FC	146214	U11	11440194	Ledbury Rugby Club	Ross Road Playing Fields	Ross Road	Ledbury	Herefordshire		0	0	ounty of Herefordshi	Sunday	
Herefordshire FA	Ledbury Swifts FC	146214	U12 Rovers	11440179	Ledbury Rugby Club	Ross Road Playing Fields	Ross Road	Ledbury	Herefordshire		0	0	ounty of Herefordshi	Sunday	
Herefordshire FA	Ledbury Swifts FC	146214	U12 United	11440180	Ledbury Rugby Club	Ross Road Playing Fields	Ross Road	Ledbury	Herefordshire		0	0	ounty of Herefordshi	Sunday	
Herefordshire FA	Ledbury Swifts FC	146214	U13	11440196	Ledbury Rugby Club	Ross Road Playing Fields	Ross Road	Ledbury	Herefordshire		0	0	ounty of Herefordshi	Sunday	
Herefordshire FA	Ledbury Swifts FC	146214	U13 Athletic	11440183	Ledbury Rugby Club	Ross Road Playing Fields	Ross Road	Ledbury	Herefordshire		0	0	ounty of Herefordshi	Sunday	
Herefordshire FA	Ledbury Swifts FC	146214	U14 Rovers	11440184	Ledbury Rugby Club	Ross Road Playing Fields	Ross Road	Ledbury	Herefordshire		0	0	ounty of Herefordshi	Sunday	
Herefordshire FA	Ledbury Swifts FC	146214	U15 Rovers	11440189	Ledbury Rugby Club	Ross Road Playing Fields	Ross Road	Ledbury	Herefordshire		0	0	ounty of Herefordshi	Sunday	
Herefordshire FA	Ledbury Swifts FC	146214	U15 Wanderes	11440187	Ledbury Rugby Club	Ross Road Playing Fields	Ross Road	Ledbury	Herefordshire		0	0	ounty of Herefordshi	Sunday	
Herefordshire FA	Ledbury Swifts FC	146214	U16 Athletic	11440191	Ledbury Rugby Club	Ross Road Playing Fields	Ross Road	Ledbury	Herefordshire		0	0	ounty of Herefordshi	Sunday	
Herefordshire FA	Ledbury Swifts FC	146214	U17	11440201	Ledbury Rugby Club	Ross Road Playing Fields	Ross Road	Ledbury	Herefordshire		0	0	ounty of Herefordshi	Sunday	
Herefordshire FA	Ledbury Swifts FC	146214	U8	11440152	Ledbury Rugby Club	Ross Road Playing Fields	Ross Road	Ledbury	Herefordshire		0	0	ounty of Herefordshi	Saturday	
Herefordshire FA	Ledbury Swifts FC	146214	U9 athletic	11440165	Ledbury Rugby Club	Ross Road Playing Fields	Ross Road	Ledbury	Herefordshire		0	0	ounty of Herefordshi	Saturday	
Herefordshire FA	Ledbury Swifts FC	146214	U9 United	11440155	Ledbury Rugby Club	Ross Road Playing Fields	Ross Road	Ledbury	Herefordshire		0	0	ounty of Herefordshi	Saturday	
Herefordshire FA	Ledbury Town F.C.	43870	1st	11230105	Ledbury Town	New Street		Ledbury	Herefordshire	HR8 2AE	237867	370912	ounty of Herefordshi	Saturday	
Herefordshire FA	Ledbury Town F.C.	43870	Reserves	11064677	Ledbury Town	New Street		Ledbury	Herefordshire	HR8 2AE	237867	370912	ounty of Herefordshi	Saturday	
Herefordshire FA	Ledbury Town F.C.	43870	U18	11430894	Ledbury Town	New Street		Ledbury	Herefordshire	HR8 2AE	237867	370912	ounty of Herefordshi	Thursday	
Herefordshire FA	Ledbury Town F.C.	43870	Veterans	11457626	Ledbury Town	New Street		Ledbury	Herefordshire	HR8 2AE	237867	370912	ounty of Herefordshi	Sunday	
Herefordshire FA	Ledbury Town F.C.	43870	Women's	11369281	Ledbury Town	New Street		Ledbury	Herefordshire	HR8 2AE	237867	370912	ounty of Herefordshi	Sunday	
Herefordshire FA	Leintwardine Colts F.C.	43871	First	10922329	Leintwardine FC	Paytoe Lane		Leintwardine	Herefordshire	SY7	272600	341000	ounty of Herefordshi	Saturday	
Herefordshire FA	Leintwardine School Sports Club F.C.	140832	U11	11303653	Leintwardine Primary School	Leintwardine		Hereford	Herefordshire	SY7 0LB	274064	340411	ounty of Herefordshi	Saturday	
Herefordshire FA	Leominster Minors F.C.	146568	U10	11412659	Briarwood Stadium	Bridge Street		Leominster	Herefordshire	HR6 8EA	259813	349280	ounty of Herefordshi	Saturday	
Herefordshire FA	Leominster Minors F.C.	146568	U11	11412636	Briarwood Stadium	Bridge Street		Leominster	Herefordshire	HR6 8EA	259813	349280	ounty of Herefordshi	Saturday	
Herefordshire FA	Leominster Minors F.C.	146568	U11 Girls	11412652	Briarwood Stadium	Bridge Street		Leominster	Herefordshire	HR6 8EA	259813	349280	ounty of Herefordshi	Sunday	
Herefordshire FA	Leominster Minors F.C.	146568	U13	11412632	Briarwood Stadium	Bridge Street		Leominster	Herefordshire	HR6 8EA	259813	349280	ounty of Herefordshi	Sunday	
Herefordshire FA	Leominster Minors F.C.	146568	u13 Colts	11412657	Briarwood Stadium	Bridge Street		Leominster	Herefordshire	HR6 8EA	259813	349280	ounty of Herefordshi	Sunday	
Herefordshire FA	Leominster Minors F.C.	146568	U13 girls	11412654	Briarwood Stadium	Bridge Street		Leominster	Herefordshire	HR6 8EA	259813	349280	ounty of Herefordshi	Sunday	
Herefordshire FA	Leominster Minors F.C.	146568	U14	11412629	Briarwood Stadium	Bridge Street		Leominster	Herefordshire	HR6 8EA	259813	349280	ounty of Herefordshi	Saturday	

Herefordshire FA	Leominster Minors F.C.	146568	U14 Colts	11412637	Briarwood Stadium	Bridge Street		Leominster	Herefordshire	HR6 8EA	259813	349280	ounty of Herefordshi	Sunday
Herefordshire FA	Leominster Minors F.C.	146568	U15	11412628	Briarwood Stadium	Bridge Street		Leominster	Herefordshire	HR6 8EA	259813	349280	ounty of Herefordshi	Sunday
Herefordshire FA	Leominster Minors F.C.	146568	U15 Girls	11412626	Briarwood Stadium	Bridge Street		Leominster	Herefordshire	HR6 8EA	259813	349280	ounty of Herefordshi	Sunday
Herefordshire FA	Leominster Minors F.C.	146568	U16	11412640	Briarwood Stadium	Bridge Street		Leominster	Herefordshire	HR6 8EA	259813	349280	ounty of Herefordshi	Sunday
Herefordshire FA	Leominster Minors F.C.	146568	U18	11003167	Briarwood Stadium	Bridge Street		Leominster	Herefordshire	HR6 8EA	259813	349280	ounty of Herefordshi	Tuesday
Herefordshire FA	Leominster Minors F.C.	146568	U8	11412663	Briarwood Stadium	Bridge Street		Leominster	Herefordshire	HR6 8EA	259813	349280	ounty of Herefordshi	Saturday
Herefordshire FA	Leominster Minors F.C.	146568	U9	11412653	Briarwood Stadium	Bridge Street		Leominster	Herefordshire	HR6 8EA	259813	349280	ounty of Herefordshi	Saturday
Herefordshire FA	Leominster Town F.C.	43872	Colts	11309014	Briarwood Stadium	Bridge Street		Leominster	Herefordshire	HR6 8EA	259813	349280	ounty of Herefordshi	Saturday
Herefordshire FA	Leominster Town F.C.	43872	First	10922330	Briarwood Stadium	Bridge Street		Leominster	Herefordshire	HR6 8EA	259813	349280	ounty of Herefordshi	Saturday
Herefordshire FA	Lichfield Vaults F.C.	227419	First	11348581	The Common	Widemarsh Common		Hereford	Herefordshire	hr4 9na	240893	350611	ounty of Herefordshi	Sunday
Herefordshire FA	Llandrindod Wells U18 F.C.	44320	First	10972636	Broadway	Lant Avenue		Llandrindod Wells	Herefordshire	LD1 5HT	261176	306321	ounty of Herefordshi	Wednesday
Herefordshire FA	Mercia Athletic F.C.	224183	Colts	11437955	Playing Fields	Marden		Hereford	Herefordshire	hr1 3dw	247452	352132	ounty of Herefordshi	Saturday
Herefordshire FA	Mercia Athletic F.C.	224183	First	11299559	Playing Fields	Marden		Hereford	Herefordshire	hr1 3dw	247452	352132	ounty of Herefordshi	Saturday
Herefordshire FA	Misfits F.C.	217148	First	11201566	Roman Park	Credehill		Hereford	Herefordshire	hr4	243640	345560	ounty of Herefordshi	Sunday
Herefordshire FA	Nexus FC	230922	Nexus	11410608	King George V Playing Fields	St Martins		Hereford		HR2 7RQ	239397	350880	ounty of Herefordshi	Sunday
Herefordshire FA	Norfolk Athletic F.C.	227576	First	11353789	Newton Farm	Marcle Walk	Newton Farm	Hereford	Herefordshire	HR2 7RQ	239397	350880	ounty of Herefordshi	Sunday
Herefordshire FA	Orleton Colts F.C.	213811	First	11163596	Brimfield and Little Hereford Sports Club	Aynall Lane		Brimfields	Herefordshire	SY8 4BG	267709	354031	ounty of Herefordshi	Saturday
Herefordshire FA	Orleton Colts F.C.	213811	Reserves	11291165	Brimfield and Little Hereford Sports Club	Aynall Lane		Brimfields	Herefordshire	SY8 4BG	267709	354031	ounty of Herefordshi	Saturday
Herefordshire FA	Orleton (Sunday) F.C.	111562	First	11096401	Brimfield and Little Hereford Sports Club	Aynall Lane		Brimfields	Herefordshire	SY8 4BG	267709	354031	ounty of Herefordshi	Sunday
Herefordshire FA	Orleton Youth F.C.	44158	U11	11428341	Orleton Recreation Ground	Orleton		Orleton	Herefordshire	SY8 4HL	267333	349517	ounty of Herefordshi	Saturday
Herefordshire FA	Orleton Youth F.C.	44158	U12	11428337	Orleton Recreation Ground	Orleton		Orleton	Herefordshire	SY8 4HL	267333	349517	ounty of Herefordshi	Saturday
Herefordshire FA	Orleton Youth F.C.	44158	U13	11428335	Orleton Recreation Ground	Orleton		Orleton	Herefordshire	SY8 4HL	267333	349517	ounty of Herefordshi	Sunday
Herefordshire FA	Orleton Youth F.C.	44158	U16	11428374	Orleton Recreation Ground	Orleton		Orleton	Herefordshire	SY8 4HL	267333	349517	ounty of Herefordshi	Sunday
Herefordshire FA	Orleton Youth F.C.	44158	U8	11428367	Orleton Recreation Ground	Orleton		Orleton	Herefordshire	SY8 4HL	267333	349517	ounty of Herefordshi	Saturday
Herefordshire FA	Orleton Youth F.C.	44158	U9	11428346	Orleton Recreation Ground	Orleton		Orleton	Herefordshire	SY8 4HL	267333	349517	ounty of Herefordshi	Saturday
Herefordshire FA	Pegasus F.C.	44082	First	10922540	Marden Playing Fields	Marden		Hereford	Herefordshire	241702	351350	351350	ounty of Herefordshi	Saturday
Herefordshire FA	Pegasus Juniors F.C.	43876	First	10922334	Old School Lane	Old School Lane		Hereford	Herefordshire	HR1 1EX	241794	351269	ounty of Herefordshi	Saturday
Herefordshire FA	Pegasus Youth F.C.	44276	Floodlit	11418401	Pegasus FC	Old School Lane		Hereford	Herefordshire	HR1 1EX	241794	351269	ounty of Herefordshi	Thursday
Herefordshire FA	Pegasus Youth F.C.	44276	U10 Juniors	11418596	Pegasus FC	Old School Lane		Hereford	Herefordshire	hr1 1ex	241794	351269	ounty of Herefordshi	Saturday
Herefordshire FA	Pegasus Youth F.C.	44276	U11	11431385	Pegasus FC	Old School Lane		Hereford	Herefordshire	HR1 1EX	241794	351269	ounty of Herefordshi	Sunday
Herefordshire FA	Pegasus Youth F.C.	44276	U11 Colts	11418593	Pegasus FC	Old School Lane		Hereford	Herefordshire	hr1 1ex	241794	351269	ounty of Herefordshi	Saturday
Herefordshire FA	Pegasus Youth F.C.	44276	U11 Jets	11418594	Pegasus FC	Old School Lane		Hereford	Herefordshire	hr1 1ex	241794	351269	ounty of Herefordshi	Saturday
Herefordshire FA	Pegasus Youth F.C.	44276	U11 Juniors	11418592	Marden Playing Fields	Marden		Hereford	Herefordshire		241702	351350	ounty of Herefordshi	Saturday
Herefordshire FA	Pegasus Youth F.C.	44276	U12 Juniors	#MULTIVALUE	Pegasus FC	Old School Lane		Hereford	Herefordshire	hr1 1ex	241794	351269	ounty of Herefordshi	Saturday
Herefordshire FA	Pegasus Youth F.C.	44276	U13	11431394	Pegasus FC	Old School Lane		Hereford	Herefordshire	HR1 1EX	241794	351269	ounty of Herefordshi	Sunday
Herefordshire FA	Pegasus Youth F.C.	44276	U13 Colts	11418445	Pegasus FC	Old School Lane		Hereford	Herefordshire	hr1 1ex	241794	351269	ounty of Herefordshi	Sunday
Herefordshire FA	Pegasus Youth F.C.	44276	U14 Colts	11455333	Pegasus FC	Old School Lane		Hereford	Herefordshire	HR1 1EX	241794	351269	ounty of Herefordshi	Sunday
Herefordshire FA	Pegasus Youth F.C.	44276	U14 Juniors	11359495	Pegasus FC	Old School Lane		Hereford	Herefordshire	hr1 1ex	241794	351269	ounty of Herefordshi	Sunday
Herefordshire FA	Pegasus Youth F.C.	44276	U15	11431399	Pegasus FC	Old School Lane		Hereford	Herefordshire	HR1 1EX	241794	351269	ounty of Herefordshi	Sunday
Herefordshire FA	Pegasus Youth F.C.	44276	U15 Juniors	11418428	Burghill Playing Field	Redstone	Burghill	Hereford	Herefordshire	HR7 4HR	244500	347500	ounty of Herefordshi	Sunday
Herefordshire FA	Pegasus Youth F.C.	44276	U16 Pumas	11418396	Burghill Playing Field	Redstone	Burghill	Hereford	Herefordshire	HR7 4HR	244500	347500	ounty of Herefordshi	Sunday
Herefordshire FA	Pegasus Youth F.C.	44276	U18	11291454	Pegasus FC	Old School Lane		Hereford	Herefordshire	hr1 1ex	241794	351269	ounty of Herefordshi	Saturday
Herefordshire FA	Pegasus Youth F.C.	44276	u9 Juniors	11418595	Pegasus FC	Old School Lane		Hereford	Herefordshire	hr1 1ex	241794	351269	ounty of Herefordshi	Saturday
Herefordshire FA	Pencombe F.C.	43877	First	10922335	Gabbage Sports Ground	Pencombe		Hereford	Herefordshire	HR7 4RN	252744	359804	ounty of Herefordshi	Saturday
Herefordshire FA	Phoenix F.C.	44260	Disabled	11261845	Hereford Leisure Centre	Holmer		Hereford	Herefordshire		241550	350550	ounty of Herefordshi	Sunday
Herefordshire FA	Phoenix F.C.	44260	Disabled Res	11261846	Hereford Leisure Centre	Holmer		Hereford	Herefordshire		241550	350550	ounty of Herefordshi	Sunday
Herefordshire FA	Phoenix F.C.	44260	U13	11404543	Gorsty Lane	Gorsty Lane		Hereford	Herefordshire	HR1 1UN	239428	353322	ounty of Herefordshi	Sunday
Herefordshire FA	Phoenix F.C.	44260	U8	11404550	Broadlands Primary School	Prospect Walk	Tupstey,	Hereford	Herefordshire	HR1 1NZ	240738	352606	ounty of Herefordshi	Saturday
Herefordshire FA	Phoenix Sunday F.C.	213821	First	11163812	Hereford Leisure Centre	Holmer		Hereford	Herefordshire		241550	350550	ounty of Herefordshi	Sunday
Herefordshire FA	Plough F.C.	226966	First	11337226	King George V Playing Fields	St Martins		Hereford	Herefordshire	HR2 7RQ	239397	350880	ounty of Herefordshi	Sunday
Herefordshire FA	Real Toros F.C.	213993	First	11167137	The Abbey Park	Belmont Abbey		Hereford	Herefordshire	hr2 9sh	237799	347902	ounty of Herefordshi	Sunday
Herefordshire FA	Relentless F.C.	219591	First	11231612	Hereford Leisure Centre	Holmer Road		Hereford		hr4 9na	240893	350611	ounty of Herefordshi	Saturday
Herefordshire FA	Roebuck Inn FC	146519	First	11001976	Brimfield and Little Hereford Sports Club	Aynall Lane		Brimfields	Herefordshire	SY8 4BG	267709	354031	ounty of Herefordshi	Sunday
Herefordshire FA	Rose & Crown F.C.	43946	First	10922404	King George Playing Fields			Hereford	Herefordshire		226879	346299	ounty of Herefordshi	Sunday
Herefordshire FA	Rosey Athletic F.C.	227303	First	11345682	King George V Playing Fields	St Martins		Hereford		HR2 7RQ	239397	350880	ounty of Herefordshi	Sunday
Herefordshire FA	Ross Junior Adult Saturday F.C.	233298	First	11456240	Ross-on-Wye Sports Centre	Wilton Rd	Ross-on-Wye	Ross-on-Wye	Herefordshire		223907	359174	ounty of Herefordshi	Saturday
Herefordshire FA	Ross Junior Adult Saturday F.C.	233298	Reserves	11456242	Ross-on-Wye Sports Centre	Wilton Rd	Ross-on-Wye	Ross-on-Wye	Herefordshire		223907	359174	ounty of Herefordshi	Saturday
Herefordshire FA	Ross Juniors Adults F.C.	223673	First	11289292	Ross-on-Wye Sports Centre	Wilton Rd	Ross-on-Wye	Ross-on-Wye	Herefordshire		223907	359174	ounty of Herefordshi	Sunday
Herefordshire FA	Ross Juniors Adults F.C.	223673	Saturday	11413370	Ross-on-Wye Sports Centre	Wilton Rd	Ross-on-Wye	Ross-on-Wye	Herefordshire		223907	359174	ounty of Herefordshi	Saturday
Herefordshire FA	Ross Juniors Adults F.C.	223673	Saturday Res	11413371	Ross-on-Wye Sports Centre	Wilton Rd	Ross-on-Wye	Ross-on-Wye	Herefordshire		223907	359174	ounty of Herefordshi	Saturday

