



# Waste Need Assessment 2021

Annex



**Herefordshire Minerals and Waste Local Plan**

**May 2022**  
HENDECA LTD

## **Annex**

**Annex A** Permitted waste facilities, Herefordshire, 2018 to 2020

**Annex B** Origin of waste at permitted facilities in Herefordshire, 2018 to 2020, by WPA or Region

**Annex C** European List of Wastes (LoW)

**Annex D** Wastes accepted at permitted facilities by LoW Chapter heading, Herefordshire, 2015 to 2020

**Annex E** Exemption descriptions

**Annex F** Not on a Farm Exemptions

**Annex G** Assumptions for non-farm exempt activities

**Annex H** Tonnage discounted to prevent double counting for years 2013 to 2020

**Annex I** Breakdown of generic hazardous waste management methods by LoW Chapter heading, Herefordshire, 2015 to 2020

**Annex J** Figure 3.3, Figure 3.4 and Figure 3.5



## Annex A

Permitted waste facilities,  
Herefordshire, 2018 to  
2020



**Herefordshire Minerals and Waste Local Plan**

**March 2020**  
HENDECA LTD



## Active Permitted Waste Facilities, Herefordshire, 2018

Permit	Operator	Site Name	Site Category	Site Type	Permit Site Type	Annual Capacity	2018 Input (tonnes)
DP3395FN	Eastside 2000 Limited	Eastside Recycling Facility	Transfer	Haz Waste Transfer	A9: Haz Waste Transfer Station	75,000	43,593
TP3595FH	Lively Joseph Henry	Quickskip (Hereford) Transfer Station	Transfer	Non-Haz Waste Transfer	A11: Household, Commercial & Industrial Waste Transfer Station	75,000	35,114
ZP3995FP	M S & E M Patrick Ltd	Marlbrook Farm	Transfer	Non-Haz Waste Transfer	A11: Household, Commercial & Industrial Waste Transfer Station	24,999	12,246
FP3895FS	Mercia Waste Management Ltd	Leominster HWS & WTS	Transfer	Non-Haz Waste Transfer	A11: Household, Commercial & Industrial Waste Transfer Station	39,050	17,939
				CA Site	A13: Household Waste Amenity Site		6,211
XP3095FM	Mercia Waste Management Ltd	Rotherwas HWS, WTS & MRF	Transfer	Non-Haz Waste Transfer	A11: Household, Commercial & Industrial Waste Transfer Station	70,500	43,972
				CA Site	A13: Household Waste Amenity Site		12,467
XP3995FJ	Mercia Waste Management Ltd	Bromyard HWS	Transfer	CA Site	A13: Household Waste Amenity Site	4,999	1,992
SP3698CN	Mercia Waste Management Ltd	Ledbury HWS	Transfer	CA Site	A13: Household Waste Amenity Site	4,350	2,423
XP3695FV	Mercia Waste Management Ltd	Ross on Wye HWS	Transfer	CA Site	A13: Household Waste Amenity Site	25,000	4,451
BB3706MV	Hereford Crushing and Demolition Limited	H C D Limited	Treatment	Material Recycling Facility	A15: Material Recycling Treatment Facility	70,000	5,152
BB3502TF	Balfour Beatty Living Places Ltd	Land Adjacent to Unit 3	Treatment	Physical Treatment	A16: Physical Treatment Facility	5,000	3,097
AB3609FC	Hereford Quarries Limited	Lugg Bridge Quarry	Treatment	Physical Treatment	A16: Physical Treatment Facility	250,000	100,355
VP3494VP	Kingspan Insulation Ltd	Kingspan Insulation Ltd	Treatment	Physical Treatment	A16: Physical Treatment Facility	5,000	175
DB3308GK	Quickskip Hereford Ltd	Quickskip Hereford Limited	Treatment	Physical Treatment	A16: Physical Treatment Facility	74,999	9,186
AB3604XD	Avalon Metals Limited	Eastside Recycling Facility	MRS	Car Breaker	A19: Metal Recycling Site (Vehicle Dismantler)	73,500	42,731

Permit	Operator	Site Name	Site Category	Site Type	Permit Site Type	Annual Capacity	2018 Input (tonnes)
BB3008MX	P & T Moore Limited	P & T Moore Vehicle Dismantlers	MRS	Car Breaker	A19: Metal Recycling Site (Vehicle Dismantler)	4,999	1,835
AP3695FW	U K Bus Dismantlers Ltd	Streamhall Garage	MRS	Car Breaker	A19: Metal Recycling Site (Vehicle Dismantler)	24,999	311
EB3002KR	Avalon Metals Limited	Former EMR Facility	MRS	Metal Recycling	A20: Metal Recycling Site (mixed MRS's)	75,000	3,443
PP3195FJ	Evans R	Cobhall Cottage	MRS	Metal Recycling	A20: Metal Recycling Site (mixed MRS's)	2,568	259
NP3299VJ	Mayglothing Waste Ltd	Yaidon Farm	Treatment	Biological Treatment	A23: Biological Treatment Facility	49,999	23,888
BB3633DS	Mr Nigel Green & Mrs Sally Green	Much Fawley Farm	Treatment	Biological Treatment	A23: Biological Treatment Facility	15,999	11,650
GB3235RW	S T L Energy Ltd	S T L Energy Ltd	Treatment	Biological Treatment	A23: Biological Treatment Facility	34,000	2,724
GB3503KT	Welsh Water Organic Waste Limited	Hereford Liquid Waste Treatment Centre	Treatment	Biological Treatment	A23: Biological Treatment Facility	234,000	10,275
FP3499VA	Severn Waste Services Ltd	Kington Household Recycling Centre	Transfer	CA Site	S0813: Non-hazardous & hazardous Household Waste Site	74,999	1,424
BB3201MD	Assured Energy LLP	Two Hoots Farm AD Plant	Treatment	Anaerobic Digestion	S1210: On-farm AD (farm wastes only)	28,314	237
CB3003GE	Bowley Storage and Marketing Limited	Bowley Court	Treatment	Anaerobic Digestion	S1210: On-farm AD (farm wastes only)	100,000	7,420
BB3609HE	David and Helen Morgan	Penllan AD	Treatment	Anaerobic Digestion	S1210: On-farm AD (farm wastes only)	36,500	3,714
CB3004LJ	Herefordshire Biogas Limited	Herefordshire Biogas	Treatment	Anaerobic Digestion	S1210: On-farm AD (farm wastes only)	36,500	12,708
BB3703KK	M & M Power Limited	The Biogas Facility	Treatment	Anaerobic Digestion	S1210: On-farm AD (farm wastes only)	28,600	12,985
AB3808MY	M F G Generation Limited	The Farm Biogas Facility	Treatment	Anaerobic Digestion	S1210: On-farm anaerobic digestion using farm wastes only	28,600	808
BB3908MP	Mr David Pursey, Mrs Elizabeth Pursey & Mr Roger Pursey	Trevase Farm AD	Treatment	Anaerobic Digestion	S1210: On-farm AD (farm wastes only)	36,500	1,463
AB3402XC	P T Baker Farms Limited	Eardisley Park Farm Facility	Treatment	Anaerobic Digestion	S1210: On-farm AD (farm wastes only)	36,499	1,672
CB3107FP	R Edwards & Co (Staunton) Limited	R Edwards & Co (Staunton) Limited	Treatment	Anaerobic Digestion	S1210: On-farm AD (farm wastes only)	36,500	589

Permit	Operator	Site Name	Site Category	Site Type	Permit Site Type	Annual Capacity	2018 Input (tonnes)
CB3303CW	Shed Field Growers Limited	The Leen Digester	Treatment	Anaerobic Digestion	S1210: On-farm AD (farm wastes only)	36,500	22,597
FB3436RJ	Mr P Mann, Mr M Mann & Ms J Mann	Heath Farm	Treatment	Anaerobic Digestion	SR2010 No16: On-farm anaerobic digestion <75,000 tpy	74,999	2,101
MRS: Metal Recycling Site		AD: Anaerobic Digestion	WTS: Waste Transfer Station	HWS: Household Waste Site			

## Active Permitted Waste Facilities, Herefordshire, 2019

Permit	Operator	Site Name	Site Category	Site Type	Permit Site Type	Annual Capacity	2019 Input (tonnes)
100230	Rachael Slaughter	Animal Funeral Services	Transfer	Haz Waste Transfer	A9 : Haz Waste Transfer Station	5,000	32
030391	Eastside 2000 Limited	Eastside Recycling Facility	Transfer	Haz Waste Transfer	A9: Haz Waste Transfer Station	75,000	43,672
YP3337EK	Davies	Town Farm Poultry Unit	Storage	In-House storage	A10: In-House Storage Facility	n/a	419
030271	Lively Joseph Henry	Quickskip (Hereford) Transfer Station	Transfer	Non-Haz Waste Transfer	A11: Household, Commercial & Industrial Waste Transfer Station	75,000	33,445
030315	Quickskip Hereford Limited	Marlbrook Farm	Transfer	Non-Haz Waste Transfer	A11: Household, Commercial & Industrial Waste Transfer Station	24,999	11,549
030296	Mercia Waste Management Ltd	Leominster HWS & WTS	Transfer	Non-Haz Waste Transfer	A11: Household, Commercial & Industrial Waste Transfer Station	39,050	17,138
				CA Site	A13: Household Waste Amenity Site		6,287
030233	Mercia Waste Management Ltd	Rotherwas HWS, WTS & MRF	Transfer	Non-Haz Waste Transfer	A11: Household, Commercial & Industrial Waste Transfer Station	70,500	44,302
				CA Site	A13: Household Waste Amenity Site		12,503
030234	Mercia Waste Management Ltd	Bromyard HWS	Transfer	CA Site	A13: Household Waste Amenity Site	4,999	2,077
030240	Mercia Waste Management Ltd	Ledbury HWS	Transfer	CA Site	A13: Household Waste Amenity Site	4,350	2,416
048180	Mercia Waste Management Ltd	Ross on Wye HWS	Transfer	CA Site	A13: Household Waste Amenity Site	25,000	4,949
401540	Hereford Crushing and Demolition Limited	H C D Limited	Treatment	Material Recycling Facility	A15: Material Recycling Treatment Facility	70,000	2,520
100581	Balfour Beatty Living Places Ltd	Land Adjacent to Unit 3	Treatment	Physical Treatment	A16: Physical Treatment Facility	5,000	3,954
400784	Hereford Quarries Limited	Lugg Bridge Quarry	Treatment	Physical Treatment	A16: Physical Treatment Facility	250,000	79,646
102567	Kingspan Insulation Ltd	Kingspan Insulation Ltd	Treatment	Physical Treatment	A16: Physical Treatment Facility	5,000	175
402983	Quickskip Hereford Ltd	Quickskip Hereford Limited	Treatment	Physical Treatment	A16: Physical Treatment Facility	74,999	6,295
400738	Avalon Metals Limited	Eastside Recycling Facility	MRS	Car Breaker	A19: Metal Recycling Site (Vehicle Dismantler)	73,500	45,985



Permit	Operator	Site Name	Site Category	Site Type	Permit Site Type	Annual Capacity	2019 Input (tonnes)
030272	P & T Moore Limited	P & T Moore Vehicle Dismantlers	MRS	Car Breaker	A19: Metal Recycling Site (Vehicle Dismantler)	4,999	1,769
030378	Avalon Metals Ltd	Streamhall Garage	MRS	Car Breaker	A19: Metal Recycling Site (Vehicle Dismantler)	24,999	304
030308	Avalon Metals Limited	Former EMR Facility	MRS	Metal Recycling	A20: Metal Recycling Site (mixed MRS's)	75,000	3,068
030166	Evans R	Cobhall Cottage	MRS	Metal Recycling	A20: Metal Recycling Site (mixed MRS's)	2,568	75
102015	Mayglothing Waste Ltd	Yaidon Farm	Treatment	Biological Treatment	A23: Biological Treatment Facility	49,999	20,809
103271	Mr Nigel Green & Mrs Sally Green	Much Fawley Farm	Treatment	Biological Treatment	A23: Biological Treatment Facility	15,999	4,680
104084	S T L Energy Ltd	S T L Energy Ltd	Treatment	Biological Treatment	A23: Biological Treatment Facility	34,000	1,560
101336	Severn Waste Services Ltd	Kington Household Recycling Centre	Transfer	CA Site	S0813: Non-hazardous & hazardous Household Waste Site	74,999	1,545
401263	Assured Energy LLP	Two Hoots Farm AD Plant	Treatment	Anaerobic Digestion	S1210: On-farm AD (farm wastes only)	28,314	229
401750	Bowley Storage and Marketing Limited	Bowley Court	Treatment	Anaerobic Digestion	S1210: On-farm AD (farm wastes only)	100,000	10,852
401485	David and Helen Morgan	Penllan AD	Treatment	Anaerobic Digestion	S1210: On-farm AD (farm wastes only)	36,500	4,115
401764	Herefordshire Biogas Limited	Herefordshire Biogas	Treatment	Anaerobic Digestion	S1210: On-farm AD (farm wastes only)	36,500	17,402
401509	M & M Power Limited	The Biogas Facility	Treatment	Anaerobic Digestion	S1210: On-farm AD (farm wastes only)	28,600	12,755
400902	Gamber Generation Limited	The Farm Biogas Facility	Treatment	Anaerobic Digestion	S1210: On-farm anaerobic digestion using farm wastes only	28,600	3,236
401680	Mr David Pursey, Mrs Elizabeth Pursey & Mr Roger Pursey	Trevase Farm AD	Treatment	Anaerobic Digestion	S1210: On-farm AD (farm wastes only)	36,500	1,465
400592	P T Baker Farms Limited	Eardisley Park Farm Facility	Treatment	Anaerobic Digestion	S1210: On-farm AD (farm wastes only)	36,499	4,369
401848	R Edwards & Co (Staunton) Limited	R Edwards & Co (Staunton) Limited	Treatment	Anaerobic Digestion	S1210: On-farm AD (farm wastes only)	36,500	1,398

Permit	Operator	Site Name	Site Category	Site Type	Permit Site Type	Annual Capacity	2019 Input (tonnes)
401958	Shed Field Growers Limited	The Leen Digester	Treatment	Anaerobic Digestion	S1210: On-farm AD (farm wastes only)	36,500	17,574
103951	Mr P Mann, Mr M Mann & Ms J Mann	Heath Farm	Treatment	Anaerobic Digestion	SR2010 No16: On-farm anaerobic digestion <75,000 tpy	74,999	2,274
105338	Mr Edward Thompson	S R 2010 No 4	Mobile Plant	Mobile Plant - Landspreading	SR2010 No4 : Mobile plant for land spreading	n/a	1,611
PP3235CE	Vaughans Farms Ltd	Oakfields Farm	Storage	In-House storage	Intensive Farming	n/a	510
MRS: Metal Recycling Site      AD: Anaerobic Digestion      WTS: Waste Transfer Station      HWS: Household Waste Site Note format of Permit numbers changed in the 2019 WDI							

## Active Permitted Waste Facilities, Herefordshire, 2020

Permit	Operator	Site Name	Site Category	Site Type	Permit Site Type	Annual Capacity	2020 Input (tonnes)
030391	Eastside 2000 Limited	Eastside Recycling Facility	Transfer	Haz Waste Transfer	A9: Haz Waste Transfer Station	75,000	37,696
YP3337EK	Davies	Town Farm Poultry Unit	Storage	In-House storage	A10: In-House Storage Facility	n/a	470
030271	Lively Joseph Henry	Quickskip (Hereford) Transfer Station	Transfer	Non-Haz Waste Transfer	A11: Household, Commercial & Industrial Waste Transfer Station	75,000	11,655
030296	Mercia Waste Management Ltd	Leominster HWS & WTS	Transfer	Non-Haz Waste Transfer	A11: Household, Commercial & Industrial Waste Transfer Station	39,050	18,101
				CA Site	A13: Household Waste Amenity Site		5,039
030233	Mercia Waste Management Ltd	Rotherwas HWS, WTS & MRF	Transfer	Non-Haz Waste Transfer	A11: Household, Commercial & Industrial Waste Transfer Station	70,500	46,685
				CA Site	A13: Household Waste Amenity Site		9,618
030234	Mercia Waste Management Ltd	Bromyard HWS	Transfer	CA Site	A13: Household Waste Amenity Site	4,999	1,079
030240	Mercia Waste Management Ltd	Ledbury HWS	Transfer	CA Site	A13: Household Waste Amenity Site	4,350	1,249
048180	Mercia Waste Management Ltd	Ross on Wye HWS	Transfer	CA Site	A13: Household Waste Amenity Site	25,000	3,256
401540	Hereford Crushing and Demolition Limited	H C D Limited	Treatment	Material Recycling Facility	A15: Material Recycling Treatment Facility	70,000	1,811
100581	Balfour Beatty Living Places Ltd	Land Adjacent to Unit 3	Treatment	Physical Treatment	A16: Physical Treatment Facility	5,000	3,669
400784	Hereford Quarries Limited	Lugg Bridge Quarry	Treatment	Physical Treatment	A16: Physical Treatment Facility	250,000	70,189
102567	Kingspan Insulation Ltd	Kingspan Insulation Ltd	Treatment	Physical Treatment	A16: Physical Treatment Facility	5,000	132
402983	Quickskip Hereford Ltd	Quickskip Hereford Limited	Treatment	Physical Treatment	A16: Physical Treatment Facility	74,999	1,421
400738	Avalon Metals Limited	Eastside Recycling Facility	MRS	Car Breaker	A19: Metal Recycling Site (Vehicle Dismantler)	73,500	36,727
030272	P & T Moore Limited	P & T Moore Vehicle Dismantlers	MRS	Car Breaker	A19: Metal Recycling Site (Vehicle Dismantler)	4,999	1,998
030378	Avalon Metals Ltd	Streamhall Garage	MRS	Car Breaker A-3	A19: Metal Recycling Site (Vehicle Dismantler)	24,999	793

Permit	Operator	Site Name	Site Category	Site Type	Permit Site Type	Annual Capacity	2020 Input (tonnes)
030308	Avalon Metals Limited	Former EMR Facility	MRS	Metal Recycling	A20: Metal Recycling Site (mixed MRS's)	75,000	2,135
030166	Evans R	Cobhall Cottage	MRS	Metal Recycling	A20: Metal Recycling Site (mixed MRS's)	2,568	23
102015	Mayglothing Waste Ltd	Yaidon Farm	Treatment	Biological Treatment	A23: Biological Treatment Facility	49,999	29,741
103271	Mr Nigel Green & Mrs Sally Green	Much Fawley Farm	Treatment	Biological Treatment	A23: Biological Treatment Facility	15,999	5,335
101336	Severn Waste Services Ltd	Kington Household Recycling Centre	Transfer	CA Site	S0813: Non-hazardous & hazardous Household Waste Site	74,999	913
401750	Bowley Storage and Marketing Limited	Bowley Court	Treatment	Anaerobic Digestion	S1210: On-farm AD (farm wastes only)	100,000	12,170
401485	David and Helen Morgan	Penllan AD	Treatment	Anaerobic Digestion	S1210: On-farm AD (farm wastes only)	36,500	4,392
401764	Herefordshire Biogas Limited	Herefordshire Biogas	Treatment	Anaerobic Digestion	S1210: On-farm AD (farm wastes only)	36,500	14,288
401509	M & M Power Limited	The Biogas Facility	Treatment	Anaerobic Digestion	S1210: On-farm AD (farm wastes only)	28,600	13,292
400902	Gamber Generation Limited	The Farm Biogas Facility	Treatment	Anaerobic Digestion	S1210: On-farm anaerobic digestion using farm wastes only	28,600	3,010
401680	Mr David Pursey, Mrs Elizabeth Pursey & Mr Roger Pursey	Trevase Farm AD	Treatment	Anaerobic Digestion	S1210: On-farm AD (farm wastes only)	36,500	1,459
400592	P T Baker Farms Limited	Eardisley Park Farm Facility	Treatment	Anaerobic Digestion	S1210: On-farm AD (farm wastes only)	36,499	2,060
401848	R Edwards & Co (Staunton) Limited	R Edwards & Co (Staunton) Limited	Treatment	Anaerobic Digestion	S1210: On-farm AD (farm wastes only)	36,500	1,237
401958	Shed Field Growers Limited	The Leen Digester	Treatment	Anaerobic Digestion	S1210: On-farm AD (farm wastes only)	36,500	19,717
103951	Mr P Mann, Mr M Mann & Ms J Mann	Heath Farm	Treatment	Anaerobic Digestion	SR2010 No16: On-farm anaerobic digestion <75,000 tpy	74,999	1,763
105338	Mr Edward Thompson	S R 2010 No 4	Mobile Plant	Mobile Plant - Landspreading	SR2010 No4 : Mobile plant for land spreading	n/a	2,400
MRS: Metal Recycling Site      AD: Anaerobic Digestion      WTS: Waste Transfer Station      HWS: Household Waste Site Note format of Permit numbers changed in the 2019 WDI							



## Annex B

Origin of waste at permitted facilities  
in Herefordshire, 2018, by WPA or  
Region



**Herefordshire Minerals and Waste Local Plan**

**May 2022**  
HENDECA LTD



## Origin of Waste at Permitted Waste Facilities in Herefordshire, 2018, by WPA or Region

Operator	Site Name	Facility Type	Herefordshire	Powys	Shropshire	Monmouthshire	Newport	Gloucestershire	Worcestershire	Vale of Glamorgan	Blaenau Gwent	Other (less than 1,000 tonne)	Grand Total
Eastside 2000 Limited	Eastside Recycling Facility	Haz Waste Transfer	38,210	196	132	2,080	28	675	226	540	938	566	43,593
LivelyJoseph Henry	Quickskip (Hereford) Transfer Station	Non-Haz Waste Transfer	35,114									-	35,114
M S & E M Patrick Ltd	Marlbrook Farm	Non-Haz Waste Transfer	9,699	194	1,240	27		743	342			-	12,246
Mercia Waste Management Ltd	Leominster HWS & Transfer Station	Non-Haz WTS and CA Site	23,280						871			-	24,151
Mercia Waste Management Ltd	Rotherwas HWS, Transfer Station & MRF	Non-Haz WTS and CA Site	56,439									-	56,439
Mercia Waste Management Ltd	Bromyard HWS	CA Site	1,992									-	1,992
Mercia Waste Management Ltd	Ledbury HWS	CA Site	2,423									-	2,423
Mercia Waste Management Ltd	Ross on Wye Household Waste Site	CA Site	4,451									-	4,451
Severn Waste Services Ltd	Kington Household Recycling Centre	CA Site	1,424									-	1,424
Hereford Crushing and Demolition Limited	H C D Limited	Material Recycling Facility	5,152									-	5,152
Balfour Beatty Living Places Ltd	Land Adjacent to Unit 3	Physical Treatment	3,097									-	3,097
Hereford Quarries Ltd	Lugg Bridge Quarry	Physical Treatment	97,122	309	1,545	259		413	250	14	387	57	100,355
Kingspan Insulation Ltd	Kingspan Insulation Ltd	Physical Treatment	175									-	175
Quickskip Hereford Ltd	Quickskip Hereford Limited	Physical Treatment	9,186									-	9,186
Avalon Metals Limited	Eastside Recycling Facility	Car Breaker	26,295	1,832	233	3,422	4,089	861		1,754	92	4,153	42,731
P & T Moore Limited	P & T Moore Vehicle Dismantlers	Car Breaker	546	391	431				455			13	1,835
U K Bus Dismantlers Ltd	Streamhall Garage	Car Breaker	112					110	40			49	311
Avalon Metals Limited	Former EMR Facility	Metal Recycling	2,872	272	20	10	1	48		15	51	154	3,443
Evans R	Cobhall Cottage	Metal Recycling	5	8	35	5		206				-	259

Mayglothling Waste Ltd	Yaidon Farm	Biological Treatment	14,358	4,786	1,807	582	665	202	927			561	23,888
Mr Nigel Green & Mrs Sally Green	Much Fawley Farm	Biological Treatment	11,650									-	11,650
S T L Energy Ltd	S T L Energy Ltd	Biological Treatment	2,724									-	2,724
Welsh Water Organic Waste Limited	Hereford Liquid Waste Treatment Centre	Biological Treatment	6,690	3,184		327						74	10,275
Assured Energy LLP	Two Hoots Farm AD Plant	Anaerobic Digestion	237									-	237
Bowley Storage and Marketing Limited	Bowley Court	Anaerobic Digestion	7,420									-	7,420
David And Helen Morgan	Penllan AD	Anaerobic Digestion	3,714									-	3,714
Herefordshire Biogas Limited	Herefordshire Biogas	Anaerobic Digestion	12,708									-	12,708
M & M Power Limited	The Biogas Facility	Anaerobic Digestion	12,985									-	12,985
M F G Generation Limited	The Farm Biogas Facility	Anaerobic Digestion	808									-	808
Mr D, Mrs E & Mr R Pursey	Trevase Farm AD	Anaerobic Digestion	1,463									-	1,463
P T Baker Farms Limited	Eardisley Park Farm Facility	Anaerobic Digestion	1,672									-	1,672
R Edwards & Co (Staunton) Limited	R Edwards & Co (Staunton) Limited	Anaerobic Digestion	589									-	589
Shed Field Growers Ltd	The Leen Digester	Anaerobic Digestion	22,597									-	22,597
Mr P Mann, Mr M Mann & Ms J Mann	Heath Farm	Anaerobic Digestion			2,101							-	2,101
		<b>Total</b>	417,211	11,171	7,544	6,713	4,783	3,258	3,111	2,323	1,468	5,627	463,209



## Origin of Waste at Permitted Waste Facilities in Herefordshire, 2019, by WPA or Region

Operator	Site Name	Facility Type	Herefordshire	Shropshire	Powys	Newport	Monmouthshire	Gloucestershire	Worcestershire	Vale of Glamorgan	Wiltshire	Other (less than 1,000 tonne)	Grand Total
Slaughter Rachael	Animal Funeral Services	Haz Waste Transfer	32									0	32
Eastside 2000 Limited	Eastside Recycling Facility	Haz Waste Transfer	38,622	124	367	195	2,313	651	557	239	14	589	43,672
Davies	Town Farm Poultry Unit - EPR/YP3337EK	In-House storage		419								0	419
Lively Joseph Henry	Quickskip ( Hereford) Transfer Station	Non-Haz Waste Transfer / Treatment	33,445									0	33,445
Quickskip Hereford Limited	Marlbrook Farm	Non-Haz Waste Transfer / Treatment	10,368	781	218			100	81			0	11,549
Mercia Waste Management Ltd	Rotherwas Household Waste Site, Transfer Station & M R F	CA Site	56,805									0	56,805
Mercia Waste Management Ltd	Bromyard Household Waste Site	CA Site	2,077									0	2,077
Mercia Waste Management Ltd	Ross On Wye Household Waste Site	CA Site	4,949									0	4,949
Mercia Waste Management Ltd	Leominster Household Waste Site & Transfer Station	CA Site	23,276						149			0	23,425
Mercia Waste Management Ltd	Ledbury H W S	CA Site	2,416									0	2,416
Hereford Crushing And Demolition Limited	H C D Limited	Material Recycling Facility	2,520									0	2,520
Balfour Beatty Living Places Ltd	Land Adjacent To Unit 3	Physical Treatment	3,954									0	3,954
Kingspan Insulation Ltd	Kingspan Insulation Ltd	Physical Treatment	175									0	175
Hereford Quarries Ltd	Lugg Bridge Quarry	Physical Treatment	77,853	207	374	33	179	561	399		2	39	79,646
Quickskip Hereford Ltd	Quickskip Hereford Limited	Physical Treatment	6,295									0	6,295
Avalon Metals Limited	Eastside Recycling Facility	Car Breaker	25,489	237	1,302	4,613	1,988	1,367	232	1,328	1,400	8,028	45,985
P & T Moore Limited	P & T Moore Vehicle Dismantlers	Car Breaker	548	455	367				370			29	1,769
Avalon Metals Ltd	Streamhall Garage	Car Breaker	79		9	28	17	69				102	304
Evans R	Cobhall Cottage	Metal Recycling	2	5	3		2	63				0	75

Avalon Metals Limited	Former E M R Facility	Metal Recycling	2,484	14	239	0	23	20	92	4	2	187	3,068
Mayglothling Waste Ltd	Yaidon Farm	Biological Treatment	14,433	1,490	2,697	352	100	158	955	194		430	20,809
Mr Nigel Green & Mrs Sally Green	Much Fawley Farm	Biological Treatment	4,680									0	4,680
S T L Energy Ltd	S T L Energy Ltd	Biological Treatment	1,560									0	1,560
Vaughans Farms Ltd	Oakfields Farm EPR/PP3235CE	In-House storage										510	510
Severn Waste Services Ltd	Kington Household Recycling Centre	CA Site	1,545									0	1,545
P T Baker Farms Limited	Eardisley Park Farm Facility	Anaerobic digestion	4,369									0	4,369
Gamber Generation Limited	The Farm Biogas Facility	Anaerobic digestion	3,236									0	3,236
Assured Energy Llp	Two Hoots Farm A D Plant	Anaerobic digestion	229									0	229
David And Helen Morgan	Penllan A D	Anaerobic digestion	4,115									0	4,115
M & M Power Limited	The Biogas Facility	Anaerobic digestion	12,755									0	12,755
Mr David Pursey, Mrs Elizabeth Pursey & Mr Roger Pursey	Trevase Farm A D	Anaerobic digestion	1,465									0	1,465
Bowley Storage and Marketing Limited	Bowley Court	Anaerobic digestion	10,852									0	10,852
Herefordshire Biogas Limited	Herefordshire Biogas	Anaerobic digestion	17,402									0	17,402
R Edwards & Co (Staunton) Limited	R Edwards & Co ( Staunton) Limited	Anaerobic digestion	1,398									0	1,398
Shed Field Growers Ltd	The Leen Digester	Anaerobic digestion	17,574									0	17,574
Mr Philip Mann, Mr Martin Mann & Ms Jane Mann	Heath Farm	Anaerobic digestion		2,274								0	2,274
Mr Edward Thompson	S R 2010 No 4	Mobile Plant - Landspreading	1,611									0	1,611
		<b>Total</b>	<b>388,612</b>	<b>6,007</b>	<b>5,576</b>	<b>5,221</b>	<b>4,622</b>	<b>2,989</b>	<b>2,837</b>	<b>1,766</b>	<b>1,418</b>	<b>9,915</b>	<b>428,963</b>

## Origin of Waste at Permitted Waste Facilities in Herefordshire, 2020, by WPA or Region

Operator	Site Name	Facility Type	Region											Other (less than 1,000 tonne)	Grand Total
			Herefordshire	Powys	Monmouthshire	Newport	Shropshire	Worcestershire	Gloucestershire	Swansea	Neath Port Talbot	Cardiff			
Eastside 2000 Limited	Eastside Recycling Facility	Haz Waste Transfer	33,323	267	1,772	247	198	261	466	125	0	109	927	37,696	
Davies	Town Farm Poultry Unit - EPR/YP3337EK	In-House storage					470						0	470	
Lively Joseph Henry	Quickskip ( Hereford) Transfer Station	Non-Haz Waste Transfer	11,655										0	11,655	
Mercia Waste Management Ltd	Rotherwas Household Waste Site, Transfer Station & M R F	Non-Haz Waste Transfer	56,303										0	56,303	
Mercia Waste Management Ltd	Bromyard Household Waste Site	CA Site	1,079										0	1,079	
Mercia Waste Management Ltd	Ross On Wye Household Waste Site	CA Site	3,256										0	3,256	
Mercia Waste Management Ltd	Leominster Household Waste Site & Transfer Station	Non-Haz Waste Transfer	22,383					757					0	23,140	
Mercia Waste Management Ltd	Ledbury H W S	CA Site	1,249										0	1,249	
Hereford Crushing And Demolition Limited	H C D Limited	Material Recycling Facility	1,811										0	1,811	
Balfour Beatty Living Places Ltd	Land Adjacent To Unit 3	Physical Treatment	3,669										0	3,669	
Kingspan Insulation Ltd	Kingspan Insulation Ltd	Physical Treatment	132										0	132	
Hereford Quarries Ltd	Lugg Bridge Quarry	Physical Treatment	68,019	185	81	11	250	1,140	459				44	70,189	
Quickskip Hereford Ltd	Quickskip Hereford Limited	Physical Treatment	1,421										0	1,421	
P & T Moore Limited	P & T Moore Vehicle Dismantlers	Car Breaker	723	408			460	370					37	1,998	
Avalon Metals Ltd	Streamhall Garage	Car Breaker	416	13			58	231	54				21	793	
Avalon Metals Limited	Eastside Recycling Facility	Car Breaker	19,804	1,163	991	4,764	164	582	1,055	1,438	1,312	686	4,767	36,727	
Evans R	Cobhall Cottage	Metal Recycling	1	3	2		3		14				0	23	
Avalon Metals Limited	Former E M R Facility	Metal Recycling	1,828	70	3	0	14	44	7	1	0	2	165	2,135	
Mayglothing Waste Ltd	Yaidon Farm	Biological Treatment	17,827	4,999	2,288	60	1,573	1,035	247	20		404	1,287	29,741	

Mr Nigel Green & Mrs Sally Green	Much Fawley Farm	Biological Treatment	5,335										0	5,335
Severn Waste Services Ltd	Kington Household Recycling Centre	CA Site	913										0	913
P T Baker Farms Limited	Eardisley Park Farm Facility	Anaerobic Digestion	2,060										0	2,060
Gamber Generation Limited	The Farm Biogas Facility	Anaerobic Digestion	3,010										0	3,010
David And Helen Morgan	Penllan A D	Anaerobic Digestion	4,392										0	4,392
M & M Power Limited	The Biogas Facility	Anaerobic Digestion	13,292										0	13,292
Mr David Pursey, Mrs Elizabeth Pursey & Mr Roger Pursey	Trevase Farm A D	Anaerobic Digestion	1,459										0	1,459
Bowley Storage and Marketing Limited	Bowley Court	Anaerobic Digestion	12,170										0	12,170
Herefordshire Biogas Limited	Herefordshire Biogas	Anaerobic Digestion	14,288										0	14,288
R Edwards & Co (Staunton) Limited	R Edwards & Co ( Staunton) Limited	Anaerobic Digestion	1,237										0	1,237
Shed Field Growers Ltd	The Leen Digester	Anaerobic Digestion	19,717										0	19,717
Mr Philip Mann, Mr Martin Mann & Ms Jane Mann	Heath Farm	Anaerobic Digestion					1,763						0	1,763
Mr Edward Thompson	S R 2010 No 4	Mobile Plant - Landspreading	1,968										432	2,400
		<b>Total</b>	<b>324,742</b>	<b>7,108</b>	<b>5,136</b>	<b>5,082</b>	<b>4,953</b>	<b>4,420</b>	<b>2,303</b>	<b>1,585</b>	<b>1,312</b>	<b>1,202</b>	<b>7,681</b>	<b>365,524</b>



## Annex C

European List of Wastes (LoW)



**Herefordshire Minerals and Waste Local Plan**

**May 2022**  
HENDECA LTD



## European List of Waste (LoW)

The LoW is meant to provide a common terminology throughout the EU with the purpose to improve the efficiency of waste management activities. It is divided into 20 chapters, some based on the type of industry, process or activity that produced the waste and others based on the type of waste. In the LoW, wastes are classified according to three levels, each representing a different level of detail, as follows:

- Chapters, which are given a two digit code (numbered 01 to 20);
- Sub-chapters, which divide each chapter into sub-chapters, with each sub-chapter given another two digit number (creating a four digit number with the chapter number);
- Within each sub-chapter there are the classification codes for individual wastes. These are given an additional two digit number, to create a six digit number with the chapter and subchapter numbers. This is known as the LoW code or EWC code.

In addition, for hazardous wastes the six-digit codes in the LoW have an asterisk (\*) next to them.

There are a series of rules for identifying wastes in the LoW and determining whether a waste is covered by a hazardous waste entry. The key element of the rules is the order in which the different chapters of the EWC should be considered to find an appropriate code. This order is:

- Identification by Waste Source: using chapters 01 to 12 and 17 to 20 first. Six-digit codes ending 99 should not be used at this stage and separately collected packaging should be classified under 15 01 and not 20 01.
- Identification by Waste Type: If no appropriate waste code can be found in Chapters 01 to 12 and 17 to 20, then chapters 13, 14, and 15 should be considered next to identify the type of waste.
- Waste not otherwise specified: If a suitable waste code cannot be found in Chapters 13 to 15, Chapter 16 should be used to codify the waste.
- Waste not otherwise specified in the chapter: Only if no suitable six-digit code can be found in Chapter 16 should the most appropriate six digit code ending '99' in Chapters 01 to 12 and 17 to 20 be used.

## List of Waste chapters

Chapter	Chapter Description
01	Wastes resulting from exploration, mining, quarrying, and physical and chemical treatment of minerals
02	Wastes from agriculture, horticulture, aquaculture, forestry, hunting and fishing, food preparation and processing
03	Wastes from wood processing and the production of panels and furniture, pulp, paper and cardboard
04	Wastes from the leather, fur and textile industries
05	wastes from petroleum refining, natural gas purification and pyrolytic treatment of coal
06	Wastes from inorganic chemical processes
07	Wastes from organic chemical processes
08	Wastes from the manufacture, formulation, supply and use (MFSU) of coatings (paints, varnishes and vitreous enamels), adhesives, sealants and printing inks
09	Wastes from the photographic industry
10	Wastes from thermal processes
11	Wastes from chemical surface treatment and coating of metals and other materials, non-ferrous hydro-metallurgy
12	Wastes from shaping and physical and mechanical surface treatment of metals and plastics
13	Oil wastes and wastes of liquid fuels (except edible oils, and those in chapters 05, 12 and 19)
14	Waste organic solvents, refrigerants and propellants (except 07 and 08)
15	Waste packaging, absorbents, wiping cloths, filter materials and protective clothing not otherwise specified
16	Wastes not otherwise specified in the list
17	Construction and demolition wastes (including excavated soil from contaminated sites)
18	Wastes from human or animal health care and/or related research (except kitchen and restaurant wastes not arising from immediate health care)
19	Wastes from waste management facilities, off-site waste water treatment plants and the preparation of water intended for human consumption and water for industrial use
20	Municipal wastes (household waste and similar commercial, industrial and institutional wastes) including separately collected fractions





## Annex D

Wastes accepted at permitted facilities  
by LoW Chapter heading,  
Herefordshire, 2015 to 2020



**Herefordshire Minerals and Waste Local Plan**

**May 2022**  
HENDECA LTD





## Wastes accepted at permitted facilities by LoW Chapter Heading, Herefordshire, 2015 to 2020

Map No.	Operator	Site Name	Facility Type	Year	01: Mine and Quarry Wastes	02: Agriculture and Food Processing Wastes	03: Furniture, Paper and Cardboard Manufacturing Wastes	07: Organic Chemical Process Waste	08: Paint, Adhesive, Sealant and Ink Manufacturing Waste	10: Thermal Processes Waste	12: Shaping and Physical Treatment of Metals And Plastics	13: Oil Wastes and Wastes of Liquid Fuels	15: Packaging, Absorbents, Wiping Cloths etc N.O.S.	16: Wastes Not Otherwise Specified	17: Construction and Demolition Wastes	18: Human and Animal Health Care Waste	19: Waste and Water Treatment Wastes	20: Municipal Wastes	Grand Total			
1	Eastside 2000 Limited	Eastside Recycling Facility	Haz Waste Transfer	2015		79	222		2	36		6	692	180	33,164	<1	2	18,015	<b>52,399</b>			
				2016		1,046	61		2	82		1	650	255	20,142		399	18,186	<b>40,824</b>			
				2017		738			<1	83		5	556	200	22,763		48	16,643	<b>41,035</b>			
				2018	2	813			1	75	2	10	573	389	27,126	<1	64	14,537	<b>43,593</b>			
				2019		1,268			4	126		5	686	490	25,506		664	14,924	<b>43,672</b>			
				2020		3,373			<1	176		6	457	351	18,272	<1	797	14,264	<b>37,696</b>			
40	Rachael Slaughter	Animal Funeral Services	Haz Waste Transfer	2015															<b>n/r</b>			
				2016																<b>n/r</b>		
				2017													18			<b>18</b>		
				2018																	<b>n/r</b>	
				2019													32				<b>32</b>	
				2020																		<b>n/r</b>
2	Lively Joseph Henry	Quickskip (Hereford) Transfer Station	Non-Haz Waste Transfer	2015														31,244	<b>31,244</b>			
				2016															34,780	<b>34,780</b>		
				2017																31,739	<b>31,739</b>	
				2018																	35,114	<b>35,114</b>
				2019																	33,445	<b>33,445</b>
				2020																	11,655	<b>11,655</b>

Map No.	Operator	Site Name	Facility Type	Year	01: Mine and Quarry Wastes	02: Agriculture and Food Processing Wastes	03: Furniture, Paper and Cardboard Manufacturing Wastes	07: Organic Chemical Process Waste	08: Paint, Adhesive, Sealant and Ink Manufacturing Waste	10: Thermal Processes Waste	12: Shaping and Physical Treatment of Metals And Plastics	13: Oil Wastes and Wastes of Liquid Fuels	15: Packaging, Absorbents, Wiping Cloths etc N.O.S.	16: Wastes Not Otherwise Specified	17: Construction and Demolition Wastes	18: Human and Animal Health Care Waste	19: Waste and Water Treatment Wastes	20: Municipal Wastes	Grand Total			
3	Wye Valley Skips	Wye Valley Skips	Non-Haz Waste Transfer	2015														296	<b>296</b>			
				2016															6	<b>51</b>		
				2017												45						<b>n/r</b>
				2018																		<b>n/r</b>
				2019																		<b>n/r</b>
				2020																		
4	Quickskip Hereford Limited (was MS & EM Patrick Ltd)	Marlbrook Farm	Non-Haz Waste Transfer	2015														9,361	<b>9,361</b>			
				2016													467	9,380	<b>9,847</b>			
				2017											<1				2,531	<b>2,531</b>		
				2018		45												91	12,109	<b>12,246</b>		
				2019		27												45	11,476	<b>11,549</b>		
				2020																		<b>n/r</b>
5	Mercia Waste Management Ltd	Leominster Household Waste Site	Non-Haz WTS and CA Site	2015										3	82			24,869	<b>24,955</b>			
				2016											2	131			25,586	<b>25,718</b>		
				2017												1	151			24,175	<b>24,326</b>	
				2018													8	132			24,010	<b>24,151</b>
				2019													27	151			23,246	<b>23,425</b>
				2020													29	126			22,986	<b>23,140</b>
6	Mercia Waste Management Ltd	Rotherwas Household Waste Site	Non-Haz WTS, CA Site and MRF	2015										5	238			55,414	<b>55,658</b>			
				2016												3	253			55,847	<b>56,103</b>	
				2017													1	283			57,982	<b>58,266</b>
				2018													9	257			56,173	<b>56,439</b>
				2019													38	278			56,489	<b>56,805</b>
				2020													38	229			56,036	<b>56,303</b>

Map No.	Operator	Site Name	Facility Type	Year	01: Mine and Quarry Wastes	02: Agriculture and Food Processing Wastes	03: Furniture, Paper and Cardboard Manufacturing Wastes	07: Organic Chemical Process Waste	08: Paint, Adhesive, Sealant and Ink Manufacturing Waste	10: Thermal Processes Waste	12: Shaping and Physical Treatment of Metals And Plastics	13: Oil Wastes and Wastes of Liquid Fuels	15: Packaging, Absorbents, Wiping Cloths etc N.O.S.	16: Wastes Not Otherwise Specified	17: Construction and Demolition Wastes	18: Human and Animal Health Care Waste	19: Waste and Water Treatment Wastes	20: Municipal Wastes	Grand Total		
7	Mercia Waste Management Ltd	Ledbury HWRC	CA Site	2015										1				2,492	<b>2,493</b>		
				2016											1				2,584	<b>2,585</b>	
				2017												<1				2,531	<b>2,531</b>
				2018												2				2,421	<b>2,423</b>
				2019												2				2,413	<b>2,416</b>
				2020												2				1,247	<b>1,249</b>
8	Mercia Waste Management Ltd	Ross on Wye HWRC	CA Site	2015										1				4,346	<b>4,347</b>		
				2016											1				4,571	<b>4,573</b>	
				2017												1				4,640	<b>4,641</b>
				2018												4				4,447	<b>4,451</b>
				2019												6				4,943	<b>4,949</b>
				2020												4				3,252	<b>3,256</b>
9	Mercia Waste Management Ltd	Bromyard HWRC	CA Site	2015										1				1,850	<b>1,851</b>		
				2016											1				2,066	<b>2,067</b>	
				2017												<1				2,093	<b>2,093</b>
				2018												2				1,989	<b>1,992</b>
				2019													3				<b>2,074</b>
				2020												3				1,076	<b>1,079</b>
10	Severn Waste Services Ltd	Kington HWRC	CA Site	2015															n/r		
				2016											<1	5			844	<b>850</b>	
				2017												<1				1,361	<b>1,361</b>
				2018												2	-			1,422	<b>1,424</b>
				2019												2				1,543	<b>1,545</b>
				2020												0				913	<b>913</b>

D-

Map No.	Operator	Site Name	Facility Type	Year	01: Mine and Quarry Wastes	02: Agriculture and Food Processing Wastes	03: Furniture, Paper and Cardboard Manufacturing Wastes	07: Organic Chemical Process Waste	08: Paint, Adhesive, Sealant and Ink Manufacturing Waste	10: Thermal Processes Waste	12: Shaping and Physical Treatment of Metals And Plastics	13: Oil Wastes and Wastes of Liquid Fuels	15: Packaging, Absorbents, Wiping Cloths etc N.O.S.	16: Wastes Not Otherwise Specified	17: Construction and Demolition Wastes	18: Human and Animal Health Care Waste	19: Waste and Water Treatment Wastes	20: Municipal Wastes	Grand Total		
11	Hereford Crushing and Demolition Ltd	H C D Limited	Material Recycling Facility	2015															n/r		
				2016											2,950					2,950	
				2017												3,657					3,657
				2018												5,152					5,152
				2019												2,520					2,520
				2020												1,811					1,811
12	Balfour Beatty Living Places Ltd	Land Adjacent to Unit 3	Physical Treatment	2015		1								1	1,632			2,106	3,740		
				2016											1,520			1,825	3,345		
				2017									<1			1,254			2,493	3,747	
				2018			2								1	1,130			1,964	3,097	
				2019			1							18	0	1	1,758	0		2,175	3,954
				2020			1									1	1,729			1,939	3,669
13	Hereford Quarries Limited	Former Lugg Bridge Quarry	Physical Treatment	2015											5,655				5,655		
				2016												42,036		8,921		50,956	
				2017													86,009		1,400		87,409
				2018													97,124		3,231		100,355
				2019													60,048		19,599		79,646
				2020													52,270		17,919		70,189
14	Kingspan Insulation Ltd	Kingspan Insulation Ltd	Physical Treatment	2015									3	138					141		
				2016											4	200				205	
				2017												3	141				144
				2018												4	172				175
				2019												3	172				175
				2020												1	131				132

Map No.	Operator	Site Name	Facility Type	Year	01: Mine and Quarry Wastes	02: Agriculture and Food Processing Wastes	03: Furniture, Paper and Cardboard Manufacturing Wastes	07: Organic Chemical Process Waste	08: Paint, Adhesive, Sealant and Ink Manufacturing Waste	10: Thermal Processes Waste	12: Shaping and Physical Treatment of Metals And Plastics	13: Oil Wastes and Wastes of Liquid Fuels	15: Packaging, Absorbents, Wiping Cloths etc N.O.S.	16: Wastes Not Otherwise Specified	17: Construction and Demolition Wastes	18: Human and Animal Health Care Waste	19: Waste and Water Treatment Wastes	20: Municipal Wastes	Grand Total				
15	Quickskip Hereford Ltd	Quickskip Hereford Limited	Physical Treatment	2015															n/r				
				2016																6,825	<b>6,825</b>		
				2017																	9,990	<b>9,990</b>	
				2018																	9,186	<b>9,186</b>	
				2019																	6,295	<b>6,295</b>	
				2020																	1,421	<b>1,421</b>	
16	Quickskip Hereford Limited	Fir Tree Lane Site	Physical Treatment	2015															12,550	<b>12,550</b>			
				2016																2,200	<b>2,200</b>		
				2017																	n/r	<b>n/r</b>	
				2018																		n/r	<b>n/r</b>
				2019																		n/r	<b>n/r</b>
				2020																		n/r	<b>n/r</b>
17	Avalon Metals Limited	Eastside Recycling Facility	Car Breaker	2015		861					0			7,273	4,110		2,898	7,430	<b>22,572</b>				
				2016		481						<1			7,172	2,016		9,950	4,721	<b>24,340</b>			
				2017		582						329			6,590	5,575		11,471	5,402	<b>29,950</b>			
				2018		976						174			10,666	3,490		17,815	9,609	<b>42,731</b>			
				2019		554						385			6,448	6,479		14,394	17,723	<b>45,985</b>			
				2020		304						0			4,499	3,903		7,432	20,588	<b>36,727</b>			
18	Jason Baker and Richard Baker	J & R Recovery	Car Breaker	2015										70					<b>70</b>				
				2016											76					<b>76</b>			
				2017												9					<b>9</b>		
				2018																	n/r	<b>n/r</b>	
				2019																		n/r	<b>n/r</b>
				2020																		n/r	<b>n/r</b>

D-





Map No.	Operator	Site Name	Facility Type	Year	01: Mine and Quarry Wastes	02: Agriculture and Food Processing Wastes	03: Furniture, Paper and Cardboard Manufacturing Wastes	07: Organic Chemical Process Waste	08: Paint, Adhesive, Sealant and Ink Manufacturing Waste	10: Thermal Processes Waste	12: Shaping and Physical Treatment of Metals And Plastics	13: Oil Wastes and Wastes of Liquid Fuels	15: Packaging, Absorbents, Wiping Cloths etc N.O.S.	16: Wastes Not Otherwise Specified	17: Construction and Demolition Wastes	18: Human and Animal Health Care Waste	19: Waste and Water Treatment Wastes	20: Municipal Wastes	Grand Total		
23	Avalon Metals Limited	Former EMR Facility	Metal Recycling	2015							300			679	397		1,199	2,586	<b>5,162</b>		
				2016		14						232			249	61			1,050	<b>1,607</b>	
				2017		27						271			718	98			1,920	<b>3,034</b>	
				2018		11						226			791	132	12	2,272	<b>3,443</b>		
				2019		34						248			512	171	8	2,095	<b>3,068</b>		
				2020		14						212			331	130	4	1,444	<b>2,135</b>		
24	Evans R	Cobhall Cottage	Metal Recycling	2015										4	172				<b>176</b>		
				2016											5	211				<b>216</b>	
				2017											15	225				<b>240</b>	
				2018											6	253				<b>259</b>	
				2019											3	72				<b>75</b>	
				2020											2	21				<b>23</b>	
25	Mayglothling Waste Ltd	Yaidon Farm	Biological Treatment	2015		7,092							70	223			27	16,847	<b>24,258</b>		
				2016		6,987									67	132		22	21,381	<b>28,590</b>	
				2017		4,984										242			22,933	<b>28,159</b>	
				2018		5,505										247		10	18,126	<b>23,888</b>	
				2019		5,347										196		40	15,226	<b>20,809</b>	
				2020			6,148				2						1,916				<b>21,675</b>
26	Mr Nigel Green & Mrs Sally Green	Much Fawley Farm	Biological Treatment	2015		12,560													<b>12,560</b>		
				2016		12,432														<b>12,432</b>	
				2017		12,350														<b>12,350</b>	
				2018		11,650															<b>11,650</b>
				2019		4,680															<b>4,680</b>
				2020		5,335															<b>5,335</b>



Map No.	Operator	Site Name	Facility Type	Year	01: Mine and Quarry Wastes	02: Agriculture and Food Processing Wastes	03: Furniture, Paper and Cardboard Manufacturing Wastes	07: Organic Chemical Process Waste	08: Paint, Adhesive, Sealant and Ink Manufacturing Waste	10: Thermal Processes Waste	12: Shaping and Physical Treatment of Metals And Plastics	13: Oil Wastes and Wastes of Liquid Fuels	15: Packaging, Absorbents, Wiping Cloths etc N.O.S.	16: Wastes Not Otherwise Specified	17: Construction and Demolition Wastes	18: Human and Animal Health Care Waste	19: Waste and Water Treatment Wastes	20: Municipal Wastes	Grand Total					
31	Assured Energy LLP	Two Hoots Farm AD Plant	Anaerobic Digestion	2015		8,985													8,985					
				2016		4,477														4,477				
				2017		806															806			
				2018		237																237		
				2019		229																229		
				2020																		n/r		
32	Bowley Storage and Marketing Ltd	Bowley Court	Anaerobic Digestion	2015		200														200				
				2016		3,807															3,807			
				2017		6,023																6,023		
				2018		7,420																	7,420	
				2019		10,852																	10,852	
				2020		12,170																	12,170	
33	David And Helen Morgan	Penllan AD	Anaerobic Digestion	2015		4,464														4,464				
				2016		4,466															4,466			
				2017		4,658																4,658		
				2018		3,714																	3,714	
				2019		4,115																	4,115	
				2020		4,392																	4,392	
34	Herefordshire Biogas Limited	Herefordshire Biogas	Anaerobic Digestion	2015		13,669														13,669				
				2016		12,155																12,155		
				2017		13,792																	13,792	
				2018		12,708																		12,708
				2019		17,402																		17,402
				2020		14,288																		14,288



Map No.	Operator	Site Name	Facility Type	Year	01: Mine and Quarry Wastes	02: Agriculture and Food Processing Wastes	03: Furniture, Paper and Cardboard Manufacturing Wastes	07: Organic Chemical Process Waste	08: Paint, Adhesive, Sealant and Ink Manufacturing Waste	10: Thermal Processes Waste	12: Shaping and Physical Treatment of Metals And Plastics	13: Oil Wastes and Wastes of Liquid Fuels	15: Packaging, Absorbents, Wiping Cloths etc N.O.S.	16: Wastes Not Otherwise Specified	17: Construction and Demolition Wastes	18: Human and Animal Health Care Waste	19: Waste and Water Treatment Wastes	20: Municipal Wastes	Grand Total		
41	R Edwards & Co (Staunton) Limited	R Edwards & Co (Staunton) Limited	Anaerobic Digestion	2015															n/r		
				2016																n/r	
				2017		200															200
				2018		589															589
				2019		1,398															1,398
				2020		1,237															1,237
38	Shed Field Growers Limited	The Leen Digester	Anaerobic Digestion	2015		11,363													11,363		
				2016		16,712													16,712		
				2017		15,626														15,626	
				2018		22,597														22,597	
				2019		17,574														17,574	
				2020		19,717														19,717	
42	Mr P Mann, Mr M Mann & Ms J Mann	Heath Farm	Anaerobic Digestion	2015															n/r		
				2016															n/r		
				2017		957													957		
				2018		2,101													2,101		
				2019		2,274													2,274		
				2020		1,763													1,763		
39	The Pipe Corporation Limited	Land at Lower Vern	Deposit of waste to land (recovery)	2015											12,120				12,120		
				2016											9,108				9,108		
				2017											9,898				9,898		
				2018															n/r		
				2019															n/r		
				2020																n/r	

D-

Map No.	Operator	Site Name	Facility Type	Year	01: Mine and Quarry Wastes	02: Agriculture and Food Processing Wastes	03: Furniture, Paper and Cardboard Manufacturing Wastes	07: Organic Chemical Process Waste	08: Paint, Adhesive, Sealant and Ink Manufacturing Waste	10: Thermal Processes Waste	12: Shaping and Physical Treatment of Metals And Plastics	13: Oil Wastes and Wastes of Liquid Fuels	15: Packaging, Absorbents, Wiping Cloths etc N.O.S.	16: Wastes Not Otherwise Specified	17: Construction and Demolition Wastes	18: Human and Animal Health Care Waste	19: Waste and Water Treatment Wastes	20: Municipal Wastes	Grand Total				
	Davies	Town Farm Poultry Unit	In-House storage	2015																n/r			
				2016																		n/r	
				2017																			n/r
				2018																			n/r
				2019						419													419
				2020						470													470
	Vaughans Farms Ltd	Oakfields Farm	In-House storage	2015																	n/r		
				2016																		n/r	
				2017																			n/r
				2018																			n/r
				2019						120						390							510
				2020																			n/r
	Mr Edward Thompson	S R 2010 No 4	Mobile Plant - Landspreading	2015																	n/r		
				2016																		n/r	
				2017																			n/r
				2018																			n/r
				2019						1,611													1,611
				2020						2,400													2,400
<b>Total</b>				<b>2015</b>		<b>117,879</b>	<b>222</b>		<b>2</b>	<b>36</b>	<b>301</b>	<b>6</b>	<b>786</b>	<b>13,312</b>	<b>57,708</b>	<b>90</b>	<b>22,830</b>	<b>194,325</b>	<b>407,499</b>				
				<b>2016</b>		<b>92,814</b>	<b>61</b>		<b>2</b>	<b>82</b>	<b>322</b>	<b>1</b>	<b>741</b>	<b>14,430</b>	<b>78,657</b>	<b>57</b>	<b>31,712</b>	<b>197,218</b>	<b>416,097</b>				
				<b>2017</b>		<b>88,966</b>			<b>0</b>	<b>83</b>	<b>601</b>	<b>5</b>	<b>560</b>	<b>10,404</b>	<b>130,101</b>	<b>28</b>	<b>16,273</b>	<b>196,478</b>	<b>443,498</b>				
				<b>2018</b>	<b>2</b>	<b>93,953</b>			<b>1</b>	<b>75</b>	<b>402</b>	<b>10</b>	<b>578</b>	<b>14,776</b>	<b>134,968</b>	<b>0</b>	<b>23,851</b>	<b>194,591</b>	<b>463,209</b>				
				<b>2019</b>		<b>90,752</b>	<b>539</b>		<b>4</b>	<b>126</b>	<b>633</b>	<b>23</b>	<b>1,079</b>	<b>9,803</b>	<b>97,155</b>	<b>32</b>	<b>34,751</b>	<b>194,067</b>	<b>428,963</b>				
				<b>2020</b>		<b>90,284</b>	<b>470</b>	<b>2</b>	<b>0</b>	<b>176</b>	<b>212</b>	<b>6</b>	<b>458</b>	<b>9,466</b>	<b>78,636</b>	<b>0</b>	<b>26,905</b>	<b>158,908</b>	<b>365,524</b>				



## Annex E

### Exemption Descriptions

D-

Herefor  
Waste Need Asses

**Herefordshire Minerals and Waste Local Plan**

**May 2022**  
HENDECA LTD







## Exemption Descriptions

### E1 : Usage Exemptions

Exemption	Maximum Quantity	Period	Comment and assumption
<b>U1 - Use of Waste in Construction</b> This exemption allows the use of suitable wastes for small scale construction instead of using virgin raw materials	5,000 tonnes of mainly inert materials for general construction	In total over any 3-year period	The quantity limit is for the total quantity for all the waste types used or stored.  Whilst the majority of waste will come from C&D activity, some waste could come from C&I sources, in particular wood. The amount of total material handled through each exemption could be high; however, wood volumes are likely to be low. Any glass handled will come from other treatment processes and been captured in other datasets.  In addition, quantities handled will depend on the scales of the construction projects concerned, which could vary the construction from individual dwelling to large office/retail establishment with car parking etc. This exemption is considered in the CD&E capacity estimates, at an assumed annual range of 10 to 1,000 tonnes per exemption. However, it cannot be considered as a guaranteed capacity to manage CD&E wastes, as many construction processes are completed within a 12-month period.
	1,000 tonnes of soil, stone etc plus wood chip for paths, bridleways or car parks		
	50,000 tonnes of soil, stone and road planings for road construction		
<b>U2 - Use of baled end-of-life tyres in construction</b> This exemption enables the use a small number of baled end-of-life tyres (tyre bales) in construction projects	50 tonnes of baled end-of-life tyres only	In total	This tonnage will have been captured by another dataset
<b>U3 - Use of waste in the construction of entertainment or educational installations etc</b>	20 tonnes	At any one time	This exemption covers waste primarily from CD&E activity but is unlikely to be widely used or significantly to affect the C&I and CD&E waste estimates and so is excluded
<b>U4 - Burning of waste as a fuel in a small appliance</b> To allow the use of plant tissue waste, wood and untreated wooden packaging as a fuel to produce heat or power	10 tonnes	At any one time	This exemption is considered in the C&I waste estimates, at an assumed annual average of 10 tonnes per exemption

Exemption	Maximum Quantity	Period	Comment and assumption
<b>U5 - Use of waste-derived biodiesel as fuel</b> To enable businesses to store and use waste-derived biodiesel as a fuel in portable generators and vehicles	5,000 Litres	At any one time	This tonnage will have been captured by another dataset. Therefore, has been excluded for the C&I waste estimates.
<b>U6 - Use of sludge for the purposes of re-seeding a waste water treatment plant</b> Covers sludge from another WWT plant	1,000 cubic metres	At any one time	This tonnage will have been captured by another dataset. Therefore, has been excluded for the C&I waste estimates.
<b>U7 - Use of effluent to clean a highway gravel bed</b> To allow effluent from water and waste water treatment plants to be used for cleaning highway gravel beds Covers effluent from WWT plants	24 cubic metres	24 hours	This tonnage will have been captured by another dataset. Therefore, has been excluded for the C&I waste estimates.
<b>U8 - Use of waste for a specified purpose</b> To allow waste to be used, where it is suitable for use without treatment Specific uses include horse ménages, ornamental purposes, animal bedding, also construction, treating effluent or water	Varying quantities for specific uses: Use in horse ménages (1,000 tonnes) Use in animal bedding (100 tonnes) End of life tyres (40 tonnes) Blast furnace slag and stones (50,000 tonnes)	At any one time	A range of direct uses for waste without treatment, the most relevant include untreated wood, paper from paper manufacturing, end of life tyres Other wastes covered under this exemption will have been captured under other exemptions (T4 & T6) treatment The blast furnace tonnage is high but will be fed from a relatively small number of steel production operations (<10) A number relate to one-off uses e.g. use for ornamental purposes with the majority of the quantity limits being between 40 tonnes and 100 tonnes. Therefore, this exemption is considered in the C&I waste estimates, at an assumed annual average of 50 tonnes per exemption
<b>U9 - Use of waste to manufacture finished goods-</b> To use waste in place of raw materials in the manufacture to produce a finished product	Varying quantities for specific uses: Glass (5,000 tonnes) Paper and cardboard (15,000 tonnes) Textiles (1,000 tonnes)	At any one time	This exemption uses waste from multiple sources with varying quantity limits. Glass, paper and card and textiles are potentially the highest volume of material handled There is the possibility for some waste to also be covered under T1, T2 and T4 This exemption would be considered in the C&I waste estimates and the annual average quantity could be significant depending on the originations using the exemptions.

Exemption	Maximum Quantity	Period	Comment and assumption
	Metal, plastic, ash, gypsum (500 tonnes)		
<p><b>U10 - Spreading waste on agricultural land to confer benefit</b> To allow specified wastes, mainly for waste from food production and arising from other treatment exemption, to be spread on agricultural land to replace manufactured fertilisers or virgin materials</p>	<p>Quantity limits are 50t per hectare in a 12-month period with the exception of:</p> <ul style="list-style-type: none"> <li>▪ dredging spoil from habitat maintenance which is 150t per hectare; and</li> <li>▪ ash from wood chip boilers under U4 at 1t per hectare</li> </ul>	12-month period but with storage at any one-time limitations	<p>Some of the material (e.g. compost) would be captured under other exemptions T23-26 and T32</p> <p>These exemptions could be considered in the C&amp;I waste estimates, at an assumed annual average of 200 tonnes per exemption but links to other exemptions such as T6 and T23 needs to be considered to prevent double counting.</p>
<p><b>U11 - Spreading waste on non-agricultural land to confer benefit</b> To allow the spreading of a number of different wastes, mainly for waste from food production and arising from other treatment exemption, on non-agricultural land to replace manufactured fertilisers or virgin materials</p>			
<p><b>U12 - Use of mulch</b> To allow landscapers and farmers to spread mulch as a protective covering onto land around trees, bushes, or plants</p>	100 tonnes of untreated wood and plant matter	Per month	<p>Maximum annual capacity 1,200 tonnes</p> <p>This exemption could be considered in the C&amp;I waste estimates, at an assumed annual average of 600 tonnes per exemption but links to other exemptions such as T6 and T23 need to be considered to prevent double counting.</p>
<p><b>U13 - Spreading of plant matter to confer benefit</b> Allows spread of cut plants at the place of production for weed suppression or to provide nutrients to the soil</p>	50 tonnes per hectare	Per 12 months	Given the limited tonnage and the nature of the exemption, this has been excluded from C&I and CD&E waste estimates
<p><b>U14 - Incorporation of ash into soil</b> Allows ash from the burning of plant tissues to be incorporated back into the soil for return of nutrients to the soil</p>	10 tonnes per hectare	Not specified	Given the limited tonnage and the nature of the exemption, this has been excluded from C&I and CD&E waste estimates

Exemption	Maximum Quantity	Period	Comment and assumption
<b>U15 - Pig and poultry ash</b> Allow ash to be mixed with slurry and/or manure and spread on farmland to provide the soil with nutrients	150kg per hectare	Per 12 months	The tonnage here would be captured through a different exemption as it is from the incineration of pig and poultry carcasses
<b>U16 - Use of depolluted end-of-life vehicles for vehicle parts</b> Allows the parts from depolluted end-of-life vehicles to be re-used in other vehicles	Two depolluted ELVs and 5 cubic metres of non-hazardous components	At any one time	The tonnage here would be captured through a vehicle depolluting facility that already has an environmental permit and is captured in another dataset. Therefore, has been excluded for the C&I waste estimates.

## E2: Treatment Exemptions

Exemption	Quantity	Period	Comment and assumption
<b>T1 - Cleaning, washing, spraying or coating relevant waste</b> To treat waste packaging so that it can be reused in its original form	Total of 300 tonnes of packaging materials (glass, paper and card, plastic, textiles)	Over any 7-day period	Maximum annual capacity of 15,600 tonnes This exemption could be considered in the C&I waste estimates and capacity assessment with large scale cleaning operations handling annual quantities over of 1,200 tonnes per exemption. However, it could be used for small scale internal activities. Therefore, each facility using a T1 has been assessed
<b>T2 - Recovery of textiles</b> Laundering or cleaning waste clothes and textiles to recover them for reuse	Total of 20,000 tonnes of textiles and clothes materials	At any one time	This exemption would be considered in the C&I waste estimates and capacity assessment at an assumed annual average of 2,000 tonnes per exemption
<b>T4 - Preparatory treatments (baling, sorting, shredding etc)</b> Treatment of waste to reduce its volume	Cans and foils (500 tonnes) Food and drink cartons (3,000 tonnes) Glass (5,000 tonnes) Paper and cardboard (excluding food and drink cartons) (3,000 tonnes) Plastic (3,000 tonnes) Textiles and clothes (3,000 tonnes)	Per week	Maximum annual capacity: 26,000 tonnes of cans and foils 156,000 tonnes of food and drink cartons 260,000 tonnes of glass 156,00 tonnes of paper and cardboard) 156,00 tonnes of plastic 156,00 tonnes of textiles and clothes Non-farm exemptions would be considered in the C&I waste estimates and capacity assessment which could handle up to the following annual average tonnage per exemption. Cans and foil - 3,000 tonnes Food and drink cartons - 5,000 tonnes Glass - 5,000 tonnes Paper and cardboard - 15,000 tonnes Plastic - 10,000 tonnes Textiles and clothes - 5,000 tonnes
<b>T5 - Screening and blending of waste</b> Allows temporary small-scale treatment of wastes to produce an aggregate or a soil	5,000 tonnes of materials for aggregate/soil production Except for manufacture of road stone where limit is 50,000 tonnes	Over 3-year period	An assumed maximum throughput of 1,750 tonnes per annum would be considered in the capacity assessment. However, it cannot be considered as a guaranteed capacity to manage CD&E wastes. Most material is likely to be generated through CD&E activities at a construction site and the use of the material covered under another exemption, so care is needed not to double count tonnages.

Exemption	Quantity	Period	Comment and assumption
<p><b>T6 - Treatment of waste wood and waste plant matter by chipping, shredding, cutting or pulverising</b></p> <p>Allows waste wood and waste plant matter to be chipped, shredded, cut or pulverised to make it easier to store and transport, or to convert it into a suitable form for use</p>	500 tonnes of plant tissue waste and wood	Over any 7-day period	<p>Maximum capacity of 26,000 tonnes per annum</p> <p>This exemption would be considered in the C&amp;I waste estimates and capacity assessment at an assumed annual average of 2,000 tonnes per exemption.</p>
<p><b>T8 - Mechanical treatment of end-of-life tyres</b></p> <p>To treat small amounts of waste end-of-life tyres by means of baling, shredding, peeling, shaving or granulating, to ensure they can be recovered</p>	Up to 60 tonnes of tyres	Over any 7-day period	<p>Maximum capacity 3,120 tonnes per annum</p> <p>This exemption would be considered in the C&amp;I waste estimates and capacity assessment at an assumed annual average of 60 tonnes per exemption.</p>
<p><b>T9 - Recovery of scrap metal</b></p> <p>To treat scrap metal by sorting, grading, shearing by manual feed, baling, crushing or cutting it with hand-held equipment to make it easier to handle and to help with its recovery</p>	1,000 tonnes of metal	At any one time	This exemption would be considered in the C&I waste estimates and capacity assessment at an assumed annual average of 2,500 tonnes per exemption.
<p><b>T10 - Sorting mixed waste</b></p> <p>Allows small organisations, such as charities, to sort out separate recyclable wastes so that they can be recovered</p>	10 tonnes of recyclable materials	Over any 7-day period	<p>This exemption would be considered in the capacity assessment at an assumed annual average of 520 tonnes per exemption.</p> <p>The majority of this waste is likely to have been generated from household sources and captured in the LACW data</p>
<p><b>T11 - Repair or refurbishment of WEEE</b></p> <p>Allows repair, refurbishment or dismantling various types of WEEE so that the whole WEEE item or any dismantled parts can be reused for their original purpose or dismantled parts can go for recovery</p>	1,000 tonnes of WEEE	Over any 12-month period	<p>Maximum capacity 1,000 tonnes per annum.</p> <p>This exemption would be considered in the capacity assessment at an assumed annual average of 500 tonnes per exemption.</p>



Exemption	Quantity	Period	Comment and assumption
<b>T12 - Manual treatment of waste</b> Allows waste to be sorted, repaired or refurbished where possible for reuse and, where this is not possible, to be sorted and dismantled for recovery	Various materials generally up to 100 tonnes Includes bicycles, furniture, windows, tools, clothing	At any one time	Most operations are unlikely to deal with multiple waste types given the waste types and the nature of the exemption. Therefore, throughputs are likely to be limited. In addition, a reasonable proportion of the wastes involved are likely to have been generated from household sources and captured in the LACW data This exemption would be considered in the capacity assessment at an assumed annual average of 60 tonnes per exemption.
<b>T13 - Treatment of waste food</b> Allows the recovery of food waste by decanting it or unwrapping it and recovering the packaging	30 tonnes of food waste	At any one time	Given the nature of the exemption, this tonnage is likely to be captured at a permitted facility once moved on. Therefore, has been excluded for the C&I waste estimates.
<b>T14 - Crushing and emptying vehicle waste oil filters</b> To recover oil and reduce the size of the oil filters to aid transport for the purpose of recovery	1 tonne of oil filters	At any one time	Only applies at the place of production and this tonnage is likely to be captured at a permitted facility once moved on. Therefore, has been excluded for the C&I waste estimates.
<b>T15 - Treatment of waste aerosol cans</b> To treat aerosol cans, by puncturing or crushing them using aerosol cans treatment equipment designed for that purpose, so that the metal can be recovered	Up to 3,000 cans	Over any 12-month period	Only applies at the place of production and this tonnage is likely to be captured at a permitted facility once moved on. Therefore, has been excluded for the C&I waste estimates.
<b>T16 - Treatment of waste toner cartridges and waste ink cartridges by sorting, dismantling, cleaning or refilling</b> To treat waste toner or ink cartridges, by sorting, cleaning, dismantling or refilling	50,000 cartridges	At any one time	This exemption would be considered in the C&I waste estimates and capacity assessment at an assumed annual average of 50 tonnes per exemption.
<b>T17 - Crushing waste fluorescent tubes</b> Crushing waste fluorescent tubes prior to collection for recovery	3 tonnes fluorescent tubes	Over any 24-hour period	Only applies at the place of production and this tonnage is likely to be captured at a permitted facility once moved on. Therefore, has been excluded for the C&I waste estimates.

Exemption	Quantity	Period	Comment and assumption
<b>T18 - Dewatering using flocculants</b> To treat waste by using flocculants to dewater it so that clay or water-based paints can be recovered	30,000 litres of clay effluent from manufacture of ceramics and water based paint wash waters (approximately 30t)	At any one time	Small number of exemptions This exemption would be considered in the C&I waste estimates and capacity assessment at an assumed annual average of 150 tonnes per exemption.
<b>T19 - Physical and chemical treatment of waste edible oil and fat to produce biodiesel</b> Allows small-scale physical and chemical treatment of waste edible oils and fats to produce a fuel	5,000 litres of edible oil and fat (approximately 4.3t)	At any one time	Small tonnage at any one time. This exemption would be considered in the C&I waste estimates and capacity assessment at an assumed annual average of 100 tonnes per exemption.
<b>T20 - Treatment of waste at a water treatment works</b> Allows the treatment of certain water treatment works waste at a water treatment works to reduce the volume for transport	10,000 cubic metres of water treatment sludges	Over any 12-month period	Covers small scale intermediate treatment and the resultant tonnage is likely to be captured at a permitted facility once moved on. Therefore, has been excluded for the C&I waste estimates.
<b>T21 - Recovery of waste at a waste water treatment works</b> - Allows recovery of wastes, such as sludge from a septic tank or cess pool, which need further treatment at a waste water treatment work	100,000 cubic metres water treatment and septic tank sludges	Over any 12-month period	Covers small scale intermediate treatment and the resultant tonnage is likely to be captured at a permitted facility once moved on. Therefore, has been excluded for the C&I waste estimates.
<b>T23 - Aerobic composting and associated prior treatment</b> Allows composting of small volumes of vegetation, cardboard and food wastes to produce a compost that can be spread on land to provide benefit	60 tonnes of plant tissue and biodegradable waste	At any one time	Maximum throughput assumed to be 250 tonnes per annum (calculated on the basis of an 8 week composting period and an 8 month growing season) This exemption would be considered in the C&I waste and capacity assessment at an assumed annual maximum of 250 tonnes per exemption.

Exemption	Quantity	Period	Comment and assumption
<p><b>T24 - Anaerobic digestion at premises used for agriculture and burning of resultant biogas</b></p> <p>Allows farmers to anaerobically digest manures, slurries and vegetation on their farms to produce digestate that can be used as a fertiliser or soil conditioner</p>	1,250 cubic metres of plant tissue waste and horse and farmyard manure, slurry	At any one time	Agricultural sources only; therefore, the exemption has been excluded from the C&I estimates and capacity assessment
<p><b>T25 - Anaerobic digestion at premises not used for agriculture and burning of resultant biogas</b></p> <p>Allows the treatment of food and other biodegradable wastes by anaerobic digestion to produce a digestate which can be used to provide benefit to land The gas produced must be used for generating energy</p>	50 cubic metres of plant tissue waste, horse and farmyard manure, slurry only, biodegradable kitchen and canteen waste etc	At any one time	<p>Maximum throughput assumed to be 1000 tonnes per annum (calculated on the basis of a 3-week digestion period)</p> <p>This exemption would be considered in the C&amp;I waste estimates and capacity assessment at an assumed annual average of 500 tonnes per exemption.</p>
<p><b>T26 - Treatment of kitchen waste in a wormery</b></p> <p>Allows very small scale treatment of waste from kitchens using a wormery to produce a compost</p>	6 tonnes of biodegradable kitchen and canteen waste and paper and cardboard	Over any 12-months period	Small tonnage at any one time; therefore, the exemption has been excluded from the C&I estimates and capacity assessment
<p><b>T27 - Treatment of sheep dip using organophosphate-degrading enzyme</b></p> <p>Allows organophosphate (O-P) sheep dip to be treated with an approved O-P degrading enzyme</p>	8,000 litres of sheep dip	Over any 24-hour period	Agricultural waste sources only and exemption applies at the place of production. Therefore, the exemption has been excluded from the C&I waste estimates and capacity assessment
<p><b>T28 - Sorting and denaturing of controlled drugs for disposal</b></p> <p>Enables pharmacies and other similar places to comply with the requirements of the Misuse of Drugs Regulations 2001 by denaturing controlled drugs</p>	1 cubic metres of medicines	At any one time	Intermediate treatment prior to disposal and the resultant tonnage is likely to be captured at a permitted facility once moved on. Therefore, has been excluded for the C&I waste estimates.

Exemption	Quantity	Period	Comment and assumption
<b>T29 - Treatment of non-hazardous pesticide washings by carbon filtration for disposal</b> Allows the treatment of non-hazardous pesticide washings prior to their disposal to land	8,000 litres of pesticide	Over any 24-hour period	Intermediate treatment prior to disposal and the resultant tonnage is likely to be captured at a permitted facility once moved on. Therefore, has been excluded for the C&I waste estimates.
<b>T30 - Recovery of silver</b> To recover silver from waste produced in connection with printing or photographic processes	1,000 litres of photographic wastes (approximately 0.7t)	At any one time	Small tonnage at any one time; therefore, the exemption has been excluded from the C&I waste estimates and capacity assessment
<b>T31 - Recovery of monopropylene glycol from aircraft antifreeze fluids</b> Allows airports to treat waste antifreeze to recover monopropylene glycol	250 cubic metres of antifreeze	Over any 7-day period	Only applies at the place of production and the waste will be treated /disposed of elsewhere and captured in the data at a permitted facility once moved on. Therefore, it has been excluded from the C&I waste estimates
<b>T32 - Treatment of waste in a biobed or biofilter</b> Allows the treatment of non-hazardous pesticides washings where they are generated, for example on farms and other places such as golf courses or parks	15,000 litres of non-hazardous pesticide washings	Over any 12-months period	The majority of these wastes are assumed to come from agricultural sources. Therefore, this exemption has been excluded from the C&I waste estimates.
<b>T33 - Recovery of central heating oil by filtration</b> Allows the filtering of central heating oil so that it can be reused	400 litres of central heating oil	Over any 7-day period	Small limit tonnage at any one time, unlikely to be widely used or significantly affect the C&I and CD&E waste estimates. Therefore, it has been excluded from the C&I and CD&E waste estimates

## E3: Disposal of Waste

Exemption	Quantity	Period	Comment and assumption
<p><b>D1 - Deposit of waste from dredging of inland waters</b> Allows the deposit of dredging spoil (dredgings) on the banks of the waters it was dredged from and to treat it by screening and dewatering</p>	50 cubic metres of dredging spoil per metre of land	Over any 12-month period	The management of a specific waste stream and only applies at the place of production. Therefore, this exemption has been excluded from the CD&E waste estimates.
<p><b>D2 - Deposit of waste from a railway sanitary convenience</b> Some older rolling stock, for example forming part of a vintage steam train, has not been or cannot be fitted with appropriate collection facilities. This exemption allows those rolling stock to deposit waste onto the track</p>	25 litres per discharge	n/a	Given the limited tonnage and the nature of the exemption, this exemption has been excluded from the C&I waste estimates
<p><b>D3 - Deposit of waste from a portable sanitary convenience</b> Allows the burying of waste from a portable toilet to avoid small quantities having to be transported long distances to sewage treatment works</p>	1 cubic metre of waste	Over any 12-month period	Given the limited tonnage and the nature of the exemption, this exemption has been excluded from the C&I waste estimates
<p><b>D4 - Deposit of agricultural waste consisting of plant tissue under a Plant Health Notice</b> Allows the deposit of diseased crops, where they were grown, when a Plant Health Notice has been issued requiring the deposit in order to prevent the spread of plant disease and pests</p>	250 tonnes of plant tissue wasted	n/a	Only applies to agricultural waste and the deposit requires a Public Health notice; exemption has been excluded from the C&I waste estimates
<p><b>D5 - Depositing samples of waste for the purposes of testing or analysing them</b> Allows the deposit and storage of waste samples, where these are required to comply with or enforce specified regulations, or before testing and analysis for research purposes</p>	10 tonnes	Over any 12-months period	Given the limited tonnage and the nature of the exemption, this exemption has been excluded from the C&I waste estimates

Exemption	Quantity	Period	Comment and assumption
<b>D6 - Disposal by incineration</b> Allows the disposal of small amounts of waste that have been produced on a site in an incinerator	5 tonnes of plant tissue and wood wastes	At any one time	The incineration must be carried out by the person producing the waste.e.g. joinery firm produces off-cuts of clean, untreated wood waste. The tonnage handled is likely to be limited This exemption has been excluded from the C&I waste estimates.
<b>D7 - Burning waste in the open</b> Allows the burning of plant tissue and untreated wood wastes in the open	10 tonnes of plant tissue and wood wastes	Over any 24-hour period	Historic exemption allowing organisations such as landscape gardeners to burn hedge trimmings, branches, etc on a bonfire at the places of production Maximum annual tonnage 3,650 tonne This exemption is considered in the C&I waste estimates, at an assumed annual average of 10 tonnes of plant tissue and untreated wood wastes per exemption
<b>D8 - Burning waste at a port under a Plant Health Notice</b> Allows the burning of plant tissue waste and wood packaging and packing materials at a port, when a Plant Health notice has been served to prevent the spread of plant disease	10 tonnes of plant tissue and wood packaging wastes	Over any 24-hour period	Only applies to waste from ships and the deposit requires a Public Health notice The tonnage handled is likely to be limited and there are no ports in Herefordshire Therefore, this exemption has been excluded from the C&I waste estimate.

## E4: Storage of Waste

Exemption	Quantity	Period	Comment and assumption
<b>S1 - Storage of waste in secure containers</b> Allows the storage of specific waste streams in secure containers at a different place to where the waste was produced, before the waste is transported to another site for recovery	400 cubic metres (per material) of the main recyclable materials or 3 cubic metres (per material) of the oil/oil filters or absorbents, filter and wiping clothes recyclable materials	At any one time but number of containers at any location limited to 20	Temporary storage prior to recovery, therefore the tonnage will be captured in other exemptions/permitted facilities once moved on Therefore, excluded from the C&I waste estimates
<b>S2 - Storage of waste in a secure place</b> Allows the storage of specific waste streams at a secure place at a different place to where the waste was produced, before the waste is transported to another site for recovery	Varying quantities for a wide range of materials	Varying periods between 3 and 12 months	Temporary storage prior to recovery, therefore the tonnage will be captured in other exemptions/permitted facilities once moved on Therefore, excluded from the C&I waste estimates
<b>S3 - Storage of sludge</b> Allows the storage of sludge at a place where it is to be used in accordance with the Sludge (Use in Agriculture) Regulations 1989	1250 tonnes of residual sludge from sewage plants and septic tanks	At any one time	Temporary storage prior to recovery, therefore the tonnage will be captured in other exemptions/permitted facilities once moved on Therefore, excluded from the C&I waste estimates







## Annex F

Not on a Farm Exemptions



**Herefordshire Minerals and Waste Local Plan**

**May 2022**  
HENDECA LTD



## Not on a Farm Exemptions

Registration No	Exemption Holder	Address	Grid Reference	Registered Exemptions
VP3953YG/A001	Mr J Padley T/a John R Padley	Unit 1 The Romney Hut, The Vineyard, Donnington, Ledbury, Herefordshire, Hr8 2hy,	SO7183633432	T11
WEX157708	Acer Tree Services (Hereford) LTD	Alumhurst, Woolhope, Hereford, Hr1 4ql	SO6060234925	T6, U12, U13
WEX157800	National Trust	Croft Castle, Croft, Leominster, Hr6 9pw	SO4494065456	U11
WEX158298	Barrington Hill	Woodlands, Falcon Lane, Ledbury, Hr8 2jw	SO6805238451	T23, U10
WEX158645	Moortown Group Ltd	Ewyas Harold, Hereford, Hr2 0ja	SO4021129344	U1
WEX159281	Stanley House Limited	Stanley House, Bosbury, Ledbury, Hr8 1hb	SO6843443220	T28
WEX159839	Leadon Vale Veterinary centre limited	Lower Road Trading Estate, Ledbury, Hr8 2dj	SO7022637518	T28
WEX159959	Burghill Valley Golf Club Ltd	Burghill, Hereford, Hr4 7rw	SO4736044570	D7
WEX160968	Gloucester Demolition Limited	Beacon View, Mill Lane, Colwall, Malvern, Wr13 6eq	SO7488442074	D7
WEX162045	Gloucester Demolition Ltd	Beacon View, Mill Lane, Colwall, Malvern, Wr13 6eq	SO7488442074	D7, S2, T6, U1
WEX163301	Belmont Vets Ltd	94, Belmont Road, Hereford, Hr2 7js	SO5039838956	T28
WEX166350	Gene Clark	Kingsland, Leominster, Hr6 9ql	SO4444761605	S1, S2, T28
WEX166355	Gene Clark	The Surgery, Millbrook Way, Orleton, Ludlow, Sy8 4hw	SO4872967279	S1, S2, T28
WEX166994	Dynamic Construction Ltd	Much Marcle, Ledbury, Hr8 2nd	SO6625034135	U1
WEX167324	ARCO Environmental Limited	12-14, St. Peters Street, Hereford, Hr1 2ld	SO5109540002	U1
WEX171697	TRP Polymer Solutions		SO5296537968	U1
WEX172550	Colin Kerfoot	Burghope Farm House, Dinmore, Hereford, Hr4 8ed	SO5035950155	T4, T6, U4, U12
WEX173074	Terry Roberts	The Old Nurseries, Whitchurch, Ross-On-Wye, Hr9 6dw	SO5410116968	U1
WEX174007	Bromyard Downs Common Association		SO6642655602	U1, U10, U11, U12, U13
WEX176518	William James Matthews	Woods Close, Stanford Bishop, Worcester, Wr6 5ub	SO6921153080	D7, U8
WEX176610	Dr Robert Sykes	Gadbridge Road, Weobley, Hereford, Hr4 8sn	SO4048051575	S2, T28
WEX176639	Dr Robert Sykes	Staunton-On-Wye, Hereford, Hr4 7lt	SO3620545208	S2, T28
WEX176851	Kington Golf Club	Club House, Bradnor, Kington, Hr5 3re	SO2919657749	D7, U1, U8

Registration No	Exemption Holder	Address	Grid Reference	Registered Exemptions
WEX176862	Connop and Son Ltd	Folley Farm, Eardisland, Leominster, Hr6 9bs	SO4098159020	D1, D7, S1, S2, T1, T4, T6, T8, T9, T10, T12, T14, U1, U2, U3, U4, U5, U6, U7, U8, U9, U10, U11, U12, U13, U14, U15, U16
WEX177390	Whites Roofing Ltd	Pentwyn, Risbury, Leominster, Hr6 0nq	SO5535654913	D1, D4, D7, T6
WEX180145	Dr Andrea Johnson	Much Birch, Hereford, Hr2 8ht	SO5039230571	S2, T28
WEX181123	Watkins Contractors Ltd	Gillow Farm, St. Owens Cross, Hereford, Hr2 8le	SO5321725502	D1, D7, T6, T32, U1, U8, U10, U12, U13, U14
WEX183235	Cradley surgery	The Surgery, BOSBURY ROAD, CRADLEY, MALVERN, WR13 5LT	SO7266546798	T28
WEX183969	Edward Smith	Credale, Upper Hill, Leominster, Hr6 0jz	SO4707253038	D7
WEX184839	Dr Andrew Leeman	Kent Avenue, Ross-On-Wye, Hr9 5ah	SO5992523808	D3, D5, S1, S2
WEX185427	Malcolm Martindale	The Cutting, Bosbury, Ledbury, Hr8 1he	SO6751843940	D7
WEX187321	Dr JD Gray	Kingsland, Leominster, Hr6 9ql	SO4444761605	S1, S2
WEX187326	Dr JD Gray	The Surgery, Millbrook Way, Orleton, Ludlow, Sy8 4hw	SO4872967279	S1, S2
WEX187344	Dr JD Gray	The Surgery, High Street, Leintwardine, Craven Arms, Sy7 0lq	SO4035674654	S1, S2
WEX187400	keith croft		SO3934338467	U1
WEX188370	Dr Alison Wood	Fownhope, Hereford, Hr1 4pz	SO5824334472	T28
WEX188781	Anthony Meyrick	Long View, Ewyas Harold, Hereford, Hr2 0ey	SO3891629037	D7
WEX189999	Dr Champ	The Surgery, Ewyas Harold, Hereford, Hr2 0eu	SO3883628558	S2, T28
WEX190012	Dr Roderick Champ	8-9, Closure Place, Peterchurch, Hereford, Hr2 0rs	SO3458438404	S2, T28
WEX190423	Ruth Mills	Tickmore Cottage, School Lane, Brimfield, Ludlow, Sy8 4nz	SO5172267099	D6, D7, T26, U12
WEX190618	Gb Electrical And Building Services Limited	Unit 36, Three Elms Trading Estate, Hereford, Hr4 9pu	SO4953841395	S1, S2
WEX192144	Taylor Lane Timber Frame Ltd	Unit 4, Thorn Business Park, Rotherwas, Hereford, Hr2 6jt	SO5262038471	U4
WEX192154	Taylor Lane Timber Frame Ltd	Gatehouse Road, Rotherwas Industrial Estate, Hereford, Hr2 6rq	SO5335737761	U4
WEX194516	Discover Parks Limited	Nun House Farm, Eardisland, Leominster, Hr6 9bg	SO4167458958	D6, D7, T6, U1, U12
WEX194519	Discover Parks Limited	Shobdon, Leominster, Hr6 9nq	SO3929662002	D6, D7, T1, T6, U1, U12
WEX194689	Edward G Clive	Whitfield House, Whitfield, Hereford, Hr2 9ba	SO4214033445	D1, D7, S2, T6, T9, U1, U4, U8, U10
WEX194699	N Biddulph	Underdown Lodge, Gloucester Road, Ledbury, Hr8 2je	SO7142636960	D1, D7, T6, U8, U10
WEX195350	Grant Gibbons	Old Mushroom Farm, Unit 4, Haywood, Callow, Hereford, Hr2 8by	SO4819335411	S2, T5
WEX195919	Discover Parks Limited	Nun House Farm, Eardisland, Leominster, Hr6 9bg	SO4167458958	D6, D7, T1, T6, U1, U12

Registration No	Exemption Holder	Address	Grid Reference	Registered Exemptions
WEX196655	the Ross on Wye Golf Club		SO6655226215	U1
WEX197010	Rosemary Rooney	Land At, Holme Lacy, Hereford, Hr2 6ln	SO5515535509	D1, D4, D6, D7, T6, U1, U10, U14
WEX197679	ABC Drug Stores Limited	Day Lewis Pharmacy, 96, Grandstand Road, Hereford, Hr4 9nr	SO4965641460	T28
WEX198539	Balfour Beatty Living Places Ltd		SO5256038360	S1, S2
WEX198559	Balfour Beatty Living Places Ltd		SO4439161323	D1, S1, S2, U1, U8
WEX202957	Trustees of Sir R A B Mynors (Treago Estate)		SO4900123923	D1, D7, T6, U1, U4, U8
WEX203020	H G Clewer Ltd	Westfield Walk, Leominster, Hr6 8hd	SO4924258900	T28
WEX204288	Stephen Williams		SO3690545797	U1
WEX204923	Herefordshire Biogas Limited	Herefordshire Biogas Limited, Torvale Industrial Estate, Pembridge, Hr6 9la	SO3910860209	T25, U1, U10
WEX206582	RTP Marshall		SO3813551466	D1, D7, T1, T6, U1, U4, U10, U12
WEX206645	Allan Lloyd		SO7379540964	D1, D7, T4, T6, U1, U4, U8, U10
WEX207547	STEPHEN MARFELL	Hillcrest, Hoovers Lane, Ross-On-Wye, Hr9 5tu	SO6472121480	D7
WEX210044	ELITE PLASTICS LIMITED	Twyford Road, Rotherwas Industrial Estate, Hereford, Hr2 6jr	SO5233837929	T4, U9
WEX211229	Slimbridge Wetland Plants Ltd		SO5270551050	D7
WEX211823	Dr Champ	The Surgery, Ewyas Harold, Hereford, Hr2 0eu	SO3883628560	S1, S2
WEX211824	Dr Champ	8-9, Closure Place, Peterchurch, Hereford, Hr2 0rs	SO3458438404	S1, S2
WEX215479	H.Weston & Sons Ltd	The Bounds, Much Marcle, Ledbury, Hr8 2nq	SO6485233100	D1, D4, D7, T1, T4, U1, U6, U8
WEX219303	CHAVE AND JACKSON LIMITED	6-7, Broad Street, Hereford, Hr4 9ae	SO5091139957	T28
WEX219306	CHAVE AND JACKSON LIMITED	46, St. Owen Street, Hereford, Hr1 2pr	SO5131939805	T28
WEX219466	Kington building supplies ltd		So4746544597	D7
WEX219751	Mr Mark Harron	The Manor, Bacton, Hereford, Hr2 0aw	SO3739132553	D1, D7, T6, U8, U10
WEX219957	Costain Group PLC		SO7020837131	U1
WEX220271	Andrew Fathers Tree Surgery		SO5859238616	D7, T6, T12, U4, U12
WEX220467	Andrew Fathers Tree Surgery		SO5859238616	S2
WEX221581	The Marches Surgery	Brockington Road, Bodenham, Hereford, Hr1 3lr	SO5440950954	T28
WEX222119	Independent Vet Care T/A Vine Tree Vets		SO5949522639	T28
WEX222430	Independent Vet Care (Vine Tree Vets)	Walford Road, Tudorville, Ross-On-Wye, Hr9 5rs	SO5949322640	T28

Registration No	Exemption Holder	Address	Grid Reference	Registered Exemptions
WEX224738	Rotherwood Healthcare (Hampton Grange) Limited	48-50, Hampton Park Road, Hereford, Hr1 1th	SO5281139158	T28
WEX224786	Rotherwood Healthcare (Lynhales Hall) Ltd	Lyonshall, Kington, Hr5 3ln	SO3259755279	T28
WEX226864	Wyevale Nurseries Ltd	Kings Acre Road, Hereford, Hr4 7ay	SO4719141933	D7, S1, S2, T6, T9, T23, T24, T25, U10, U11
WEX227557	Eastside 2000		SO6680654088	T9
WEX229758	Jackie Churchman	County Hospital, 27, Union Walk, Hereford, Hr1 2er	SO5171040083	T28
WEX230544	Tim Pote		SO3158649069	T6
WEX230645	Tiffany Holden	Unit 18, Thorn Business Park, Rotherwas, Hereford, Hr2 6jt	SO5251938582	S1, S2
WEX230647	Simon Lively	Unit 18, Thorn Business Park, Rotherwas, Hereford, Hr2 6jt	SO5251938582	T6
WEX230878	Sue Matthews	Belmont Medical Centre, Eastholme Ave, Belmont, Hereford, Hr2 7xt	SO4937738356	T28
WEX231098	Stephen rowbury	Old Post Office, Cross Keys, Hereford, Hr1 3nn	SO5512644041	D6
WEX231287	Simon Wilson	Longmeadow, Upper Churchfields, Cradley, Malvern, Wr13 5lj	SO7378346858	U1
WEX231589	Tony Chamberlain		SO2410641082	D7
WEX231592	Tony Chamberlain		SO5561016199	D7
WEX231881	John Hodgson	Unit 1, Ramsden Road, Rotherwas Industrial Estate, Hereford, Hr2 6lr	SO5263937775	S2, T4
WEX232103	Caroline Doyle	Little Acre, Newtown, Leominster, Hr6 8qd	SO4733757637	D7
WEX232281	Sathish Rathinaswamy	42, High Street, Kington, Hr5 3bj	SO2971056631	T28
WEX232754	Andrew Francis		SO5636848059	T29
WEX232766	Harjinder Jagpal	Fletton House, Walwyn Road, Colwall, Malvern, Wr13 6qq	SO7554642536	S1, S2, T28
WEX232869	Tim Pote	Plot 4, The Sawmills, Eardisley, Hr3 6nr	SO3123849302	T6
WEX233091	Andrew Farr	32-35, Broad Street, Hereford, Hr4 9ar	SO5089539858	T28
WEX234922	Louis Saer		SO4931060570	T6
WEX235037	Alisha Payne	19, St. Owen Street, Hereford, Hr1 2jb	SO5124139922	T28
WEX236103	Gareth Joyce	Unit 7 Ridgeview Industrial Estate, Hergest, Kington, Herefordshire, Hr5 3er	SO2777954808	S2
WEX236104	Gareth Joyce	Storage Land R/O Unit 8, Bridge Business Centre, Burcott Road, Hereford, Hr4 9lw	SO5105740978	S2
WEX236652	David Jordan	Old Kilns, Howle Hill, Ross-On-Wye, Hr9 5sp	SO6090920768	U16
WEX237585	William Hill	WSH Logistics Ltd, Bromyard Road, Bromyard Road Trading Estate, Ledbury, HR8 1LG	SO7056439187	S1, S2, S3
WEX237765	David Tamplin	Tillington, Hereford, Hr4 8le	SO4673545177	D7

Registration No	Exemption Holder	Address	Grid Reference	Registered Exemptions
WEX238119	Taseen Iqbal	Ross-On-Wye Community Hospital, Alton Street, Ross-On-Wye, Hr9 5ad	SO5996023943	T28
WEX238533	Alison Hope	Ribston Lawn, Much Marcle, Ledbury, Hr8 2nd	SO6600033889	T6
WEX238682	Trevor Senior		SO4640433580	U1
WEX238936	Gavin Pettigrew		SO5399437983	U4
WEX239318	Will Vaughan		SO5007140569	S1, S2, T4, T5, T10, T12, T13
WEX239808	Stephen Sandford	Unit 3, Thorn Business Park, Rotherwas, Hereford, Hr2 6jt	SO5261038392	S1, S2
WEX240055	Kirsty Simon	The Southend, Ledbury, Hr8 2hd	SO7117737277	T28
WEX240067	Stephen Riley	Porthouse Industrial Estate, Bromyard, Hr7 4ns	SO6538655147	S2, T4
WEX240333	Valerie Dennett	Fairglen, Norton, Bromyard, Hr7 4pb	SO6685455797	D7
WEX240712	Will Vaughan		SO5007140569	T6, T23
WEX240863	Hannah Wyatt	Stanford Bishop, Worcester, Wr6 5ub	SO6970252603	D7
WEX240951	Yee-Kee Cheung	35, Edgar Street, Hereford, Hr4 9jp	SO5070040162	T28
WEX241006	Jonathan Turner	Unit 3, Thorn Business Park, Rotherwas, Hereford, Hr2 6jt	SO5261038392	T23
WEX241277	Jamie David Baker	Unit 3, Goodwin Industrial Estate, Watery Lane, Lower Bullingham, Hereford, Hr2 6qz	SO5242237343	S1, S2, T4
WEX242317	Sharon Organ	49-51, St. Owen Street, Hereford, Hr1 2jb	SO5133139840	T28
WEX242564	Alex Johnson	Stonebow Unit, 27 Union Walk, Hereford, HR12ER	SO5171040083	T28
WEX242569	Alex Johnson	45, Barton Road, Hereford, Hr4 0ay	SO5045639709	T28
WEX242828	Vicki Connop	Folley Farm, Eardisland, Leominster, Hr6 9bs	SO4098159020	D1, D7, S1, S2, T1, T4, T6, T8, T9, T10, T12, T14, U1, U2, U3, U4, U5, U6, U7, U8, U9, U10, U11, U12, U13, U14, U15, U16
WEX242964	Akwal Singh	Leominster Pharmacy, 21-23 West Street, Leominster, Hr6 8ep	SO4956758973	T28
WEX243123	Mark Wilcox	The Old Vicarage, Kimbolton, Leominster, Hr6 0hq	SO5264461326	U1
WEX243266	Mark Wilcox	Easters Court, Leominster, Hr6 0de	SO5016759425	U1
WEX243450	Mark Wilcox	C/O Connop & Son, A4112 Dilwyn Site, Dilwyn, Leominster, Hr4 8hh	SO4157553443	U1
WEX243657	Chris Greenall	Unit 36, Three Elms Trading Estate, Hereford, Hr4 9pu	SO4953841394	S1, S2
WEX243776	Mark Wilcox	C/O Connop & Son, Craven Grain Site @ B4362 Near Shobdon, Staunton On Arrow, Herefordshire, HR6 9NR	SO4002860303	U1
WEX244185	Gary willis	Lower Woodend, Stoke Lacy, Bromyard, Hr7 4hq	SO6181750337	U1
WEX244438	Shelley Bagnall	Spring Meadow Barn, Canon Pyon, Hereford, Hr4 8pe	SO4612749223	U10

Registration No	Exemption Holder	Address	Grid Reference	Registered Exemptions
WEX244551	Chloe Fothergill	Orleton Rise Holiday Home Park, Green Lane, Orleton, Ludlow, Sy8 4je	SO4845667377	D7
WEX245282	RSK ADAS Ltd	Adas Rosemaund, Rosemaund Drive, Preston Wynne, Hereford, Hr1 3pg	SO5643848046	D1, D4, D7, S1, S2, T4, T5, T6, T23, U8, U10, U13
WEX246001	Taskworthy Limited	Whitestone Business Park, Unit 13, Whitestone, Hereford, Hr1 3se	SO5668742457	T6, U4
WEX246506	RICO LOGISTICS	17, Sandown Drive, Hereford, Hr4 9lu	SO4917441968	S2
WEX246664	H G Clewer Ltd	Westfield Walk, Leominster, Hr6 8hd	SO4924258900	T28
WEX246665	H G Clewer Ltd	20, High Street, Leominster, Hr6 8lz	SO4962459052	T28
WEX247054	Balfour Beatty Plant and Fleet Services	Unit 3, Thorn Business Park, Rotherwas, Hereford, Hr2 6jt	SO5261038392	S1
WEX247325	Acer Tree Services (Hereford) Ltd	Alumhurst, Woolhope, Hereford, Hr1 4ql	SO6060234925	T6, U12
WEX248659	Speller Metcalfe Limited	Hereford Centre For Cyber Security, Hursey Road, Rotherwas Industrial Estate, Hereford, HR26NX	SO5280237580	U1
WEX249072	Interserve Construction Ltd	Beacon College, Eastnor Drive, Hereford, Hr1 1pl	SO5263540676	T15, U1
WEX249255	CHRIS BURTON	Yew Tree House, Storridge, Malvern, Wr13 5ey	SO7509548636	U1
WEX249407	Sandra Cole	Orchard House, Coughton, Ross-On-Wye, Hr9 5sf	SO5999221173	D1, D6, D7, S1, S2, T8, T9, T10, U1, U2, U4, U16
WEX249497	David Phillips		SO3092941394	U1
WEX250353	Radway Bridge Garden Centre Ltd	Whitestone, Hereford, Hr1 3rx	SO5533742538	S1, U4
WEX250617	Rodericks Dental Ltd	18, Kyrle Street, Hereford, Hr1 2es	SO5149240142	T28
WEX252313	Brian John Lane	The Grove, Winslow, Bromyard, Hr7 4sg	SO6254151895	D7
WEX252952	Kington Medical Practice	Eardisley Road, Kington, Hr5 3ea	SO3028355857	T28
WEX253618	Arrowfield Veterinary Practice Ltd		SO3044456900	T28
WEX254812	Belmont Vets Ltd	94, Belmont Road, Hereford, Hr2 7js	SO5039838956	T28
WEX254836	Marcher Apple Network		SO2360741570	D7
WEX254920	Vertu Motors PLC	Tps, Unit 4, Parkwood Court, Rotherwas, Hereford, Hr2 6nu	SO5306237765	S1, S2
WEX255663	DWR CYMRU CYFYNGEDIG		SO5205038806	T21
WEX256577	Belmont Farm & Equine Vets Ltd		SO5276538110	T28
WEX256580	Belmont Farm & Equine Vets Ltd		SO7089337629	T28
WEX256581	Belmont Farm & Equine Vets Ltd		SO6532455029	T28
WEX256842	Encompass Digital Media	Station Road, Woofferton, Ludlow, Sy8 4aw	SO5110668270	D1, D3, D4, D6, D7, S1, S2, T6, U4, U8, U10, U12, U13



Registration No	Exemption Holder	Address	Grid Reference	Registered Exemptions
WEX257495	Whitewells Farm Cottages Ltd	Whitewells Farm House, Wells Lane, Cradley, Malvern, Wr13 5jr	SO7137247570	U4
WEX257627	Bull Products Ltd	Beacon House, 4 Beacon Road, Rotherwas Ind. Estate, Herford, Hr2 6jf	SO5241037959	S1, S2
WEX258304	Willmott Dixon Construction Limited	Willmott Dixon Construction Site, Hereford Garrison, Credenhill, Hereford, Hr4 7dd	SO4593243403	U1
WEX258837	Hereford Pedicabs Ltd.		SO5007140569	T9
WEX258963	The Senad Group LTD	Winslow, Bromyard, Hr7 4ls	SO6357256390	D7
WEX259808	Special Metals Wiggin Ltd		SO5120441743	U1
WEX260606	Jl & dm Harris		SO5309420807	D7
WEX260715	steve browne		SO5050345925	D7
WEX261127	Butterfly Conservation	Ewyas Harold Meadows Reserve: Meadows Alongside Common On Edge Of Ewyas Harold Village	SO3833029630	D4, D7, T6, T23, U1
WEX261846	Eye Veterinary Clinic Ltd		SO5116153598	T28
WEX261919	MOD Hereford		SO4593243403	T28
WEX262181	Howle Hill Nursery Ltd		SO6052220427	U1
WEX262457	Edward Gillum		SO4918660051	S1, S2, T1, T2, T4, T9, T10, T12
WEX263116	National Trust Berrington Hall		SO5093463659	D7, T6, T12, T23, T26, U1, U3, U8, U11, U12, U13, U14
WEX263288	Holmer Veterinary Surgery		SO5126942072	T28
WEX263362	National Trust		SO4494065455	D7, T6, T9, U12, U14
WEX263481	Herefordshire Council	Adjacent To The Ambulance Station - FCC Environment Grafton Depot Is The Storage Location	SO5049337524	S1
WEX264674	Shropshire Homes Ltd	Near Orleton School On Kings Road, Agricultural Land To Be Used As New Housing Development	SO4960467458	U1
WEX266883	Envirosystems UK Ltd		SO4960457325	U8
WEX269119	National Trust		SO6845554922	D1, D3, D4, D6, D7, S1, S2, T4, T6, T9, T10, T12, T16, T21, T23, T32, U1, U3, U4, U8, U9, U10, U11, U12, U13, U14
WEX270379	Philip Roberts		SO5356816564	U1
WEX271086	Vincent Griffith	New Site Development, Cobhall Common, Allensmore, Hr2 9bw	SO4566435426	D7
WEX272894	Barrington Hill	Woodlands, Falcon Lane, Ledbury, Hr8 2jw	SO6805238451	T23, U11
WEX272971	Simon Lyddon	Walford Road, Tudorville, Ross-On-Wye, Hr9 5rs	SO5949322640	S2, T15, T16, T30
WEX273406	Matthew Kilvert	Unit 2b, Southern Avenue, Leominster, Hr6 0qf	SO4971757735	T28

Registration No	Exemption Holder	Address	Grid Reference	Registered Exemptions
WEX275184	Kellie Channing		SO5093863036	D1, U11
WEX275264	Shane Powell		SO5580237927	D7
WEX275442	colin judge	The Beech, Little Hereford, Ludlow, Sy84bg	SO5433867443	U1
WEX277008	Claire Mapp	6, Harrow Park, Hereford, Hr4 0en	SO5004740626	S1, T14
WEX277857	Allan Edwards	Sunset Yard, Kington, Hr5 3sf	SO3030557072	D7
WEX278167	Tram Nguyen		SO5092039559	T6, T15, U1, U8, U12, U13
WEX279402	Taylor skidmore	The Willows, Madley, Hereford, Hr2 9lu	SO4190438464	S2
WEX279598	WILLIAM JAMES MATTHEWS		SO6905052937	U1
WEX280086	Jackey williams	2 Glen Lea Villas, Bath Street, Hereford, Hr1 2hl	SO5141439913	D7
WEX280263	National Trust	Croft Castle, Croft, Leominster, Hr6 9pw	SO4494065456	T23, U3
WEX281135	Rodericks Dental Ltd	Leominster Dental Practice, Dishley Street, Leominster, Herefordshire, Hr6 8ny	SO4945458888	T28
WEX281309	SPELLER METCALFE MALVERN LIMITED		SO3947328523	U1
WEX281464	Marches Vets Ltd	Ryelands Road, Leominster, Hr6 8pn	SO4909758445	T28
WEX281883	Alison Hope	Ribston Lawn, Much Marcle, Ledbury, Hr8 2nd	SO6600033889	S2, U4
WEX281893	National Trust	Estate Office, Swainshill, Hereford, Hr4 7qf	SO4349041954	D7, T6, T23, U12, U13
WEX282401	moseley pools ltd	Moseley House, Pembridge, Leominster, Hr6 9hy	SO3771858400	U1
WEX282865	Eastside 2000 Ltd	Lloyd George House, Fordshill Road, Hereford, Hr2 6ns	SO5397037929	U4
WEX283027	Cawley Farms Partnership		SO5251965144	D7
WEX283381	M Lambe Construction Limited	New Housing Development, Cochbury Lane, Cradley, Great Malvern, Wr13 5nd	SO7237746701	U1
WEX283400	Bristol Pharma Limited	Hereford Pharmacy, 10 King Street, Bristol, Hr4 9bw	SO5090839793	T28
WEX283418	Chris Royles	Wicton Lane, Wicton Paddock, Bromyard, Hr7 4lp	SO6478156137	D7
WEX284333	paul johnson	Aston Fields, Lugg Bridge, Hereford, Hr1 3nd	SO5452842200	T9, U16
WEX284589	Edward Gillum	North Road, Leominster, Hr6 0ab	SO4919560055	S1, S2, T1, T9, T10, T12
WEX284809	Stuart Sayce	Smallbrook Farm, Clehonger, Hereford, Hr2 9tp	SO4405137275	U1
WEX285186	John Tranter	John Tranter, Paytoe Lane, Leintwardine, Craven Arms, Sy70nb	SO4101271417	U1
WEX285418	Wye Waste Paper	Court Y Park, Pixley, Ledbury, Hr8 2rw	SO6462539584	S1, S2, T4, T5, U1
WEX287021	DWR CYMRU CYFYNGEDIG		SO7280057200	T20

Registration No	Exemption Holder	Address	Grid Reference	Registered Exemptions
WEX287363	David Smith		SO7598149292	U1
WEX288818	James Gardner	Brookshill Cottage, Westhill, Ledbury, Hr8 1jf	SO7233039563	U1
WEX288853	Tricas Civil Engineering Ltd		SO4456737688	U1
WEX289167	Acer Tree Services (Hereford) Limited		SO6071034943	S2
WEX289220	B&H JAGPAL LIMITED	Fletton House, Walwyn Road, Colwall, Malvern, Wr13 6qg	SO7554642536	T28
WEX289942	Chaseview Veterinary Clinic Ltd	The Patch, Hildersley, Ross-On-Wye, Hr9 7nj	SO6117824021	T28
WEX290445	British Polythene Limited	Worcester Road, Leominster, Hr6 0qa	SO5015958591	T4
WEX290611	Phill Meadwell	Church Road, Lyde, Hereford, Hr1 3ab	SO5032644038	D7
WEX290689	ALLENSMORE NURSERIES LTD	Allensmore Nurseries Ltd (Hangar 2), Brampton Road, Madley, Hereford, Hr2 9lx	SO4137938009	D7
WEX290690	ALLENSMORE NURSERIES LTD	Allensmore Nurseries Ltd (West Site), Allensmore Nurseries Ltd, Tram Inn, Hereford, Hr2 9an	SO4637933513	D7
WEX291107	National Trust Berrington Hall	Berrington Hall, Berrington, Leominster, Hr6 0dw	SO5093063657	T26
WEX291225	Durrance Developments	The Coach House, Ewyas Harold, Hereford, Hr2 0ey	SO3883928924	U1
WEX291235	MWH Treatment Ltd.	Colwall Stw, Mill Lane, Colwall, Malvern, Wr13 6he	SO7383842374	U1
WEX292367	James Gardner		SO7435937484	U1
WEX292580	British Polythene Limited	Worcester Road, Leominster, Hr6 0qa	SO5015958591	U9
WEX293076	National Trust Berrington Hall	Berrington Hall, Berrington, Leominster, Hr6 0dw	SO5093063657	D7, T6, T12, T23, T26, U1, U3, U8, U11, U12, U13, U14
WEX293207	Acer Tree Services (Hereford) LTD	Alumhurst, Woolhope, Hereford, Hr1 4ql	SO6060234925	T6, U12, U13

Note: Some of the exemptions listed are registered by farms and may be on-farm exemptions, which was not identified at the time of registration.



F-5

Here  
Waste Need A



## Annex G

Assumptions for non-farm exempt activities



**Herefordshire Minerals and Waste Local Plan**

**May 2022**  
HENDECA LTD



## Assumptions for non-farm exempt activities

Code	Explanation	Assumption
D7	Allows organisations such as construction companies (during site clearance) and landscape gardeners to burn hedge trimmings, branches, etc on a bonfire at the place of production. It does not provide capacity to manage other wastes.	The annual tonnage assumed through each D7 exemption is up to 10 tonnes.  Added to C&I waste stream.
T1	Cleaning, washing, spraying or coating relevant waste, so that packaging can be reused in its original form. The maximum annual capacities could vary quite significantly. Therefore, each facility using a T1 exemption have been assessed using a combination of the companies' websites and satellite images on Google Maps.	Although significant quantities of waste can be handled through T1 exemptions, the assessment of the organisations holding T1 exemptions suggests that the quantities would be limited or are used for handling the organisations' own waste (e.g. Western Cider). Therefore, not considered further.
T2	Recovery of textiles, including the laundering or cleaning of waste clothes and textiles to recover them for reuse.	The location registered with the T2 exemption is an Architectural Salvage Shop, which is unlike to handle significant quantities of textiles. Therefore, not considered further.
T4	Relates to the baling, sorting and shredding of recyclable materials as preparatory treatment often as part of a transfer process. The maximum annual capacities for different materials can be quite significant. Therefore, each facility using a T4 exemption have been assessed using a combination of the companies' websites and satellite images on Google Maps and UK Grid Reference Finder ( <a href="https://gridreferencefinder.com/">https://gridreferencefinder.com/</a> ).	Although significant quantities of waste can be handled through T4 exemptions, the assessment of the organisations holding T4 exemptions suggests that: four of the locations are farms; a number are used for handling the organisations own waste (e.g. Elite Plastics, Western Cider, Alfaplas, Polytec Car Styling). The only two organisation where the exemptions would be considered in the C&I waste estimates and capacity assessment is Wye Waste Paper ( <a href="http://www.wyewaste.co.uk/index.html">http://www.wyewaste.co.uk/index.html</a> ) and Baker Cardboard Recycling. Assumed tonnage 5,000 tpa.
T5	Screening and blending of waste which allows temporary small-scale treatment of wastes to produce an aggregate or a soil.	The organisations with T5 exemptions (e.g. Wye Waste Paper) are not likely to produce aggregate or soil, which is a potential registration error. Therefore, not considered further.
T6	Allows waste wood and waste plant matter to be chipped, shredded, cut or pulverised to make it easier to store and transport, or to convert it into a suitable form for use. The maximum throughput under the exemption is 500 tonnes of plant tissue waste, wood and untreated wooden packaging in any 7-day period.	There are a range of organisations with T6 exemptions: <ul style="list-style-type: none"> <li>- National Trust premises, which are likely to be handling their own waste;</li> <li>- Organisations handling their own waste (e.g. Wyevale Nurseries, Whites Roofing)</li> <li>- Farms</li> <li>- Tree surgeons</li> </ul>

G-



Code	Explanation	Assumption
		- Interior joinery company
T9	Relates to the small-scale recovery of metals only, and the quantity of material is likely to be captured when the material is deposited at larger MRS.	Not considered further as tonnage captured elsewhere.
T10	Sorting mixed waste and allows small organisations, such as charities, to sort out separate recyclable packaging wastes so that they can be recovered.	The locations registered under this exemption are a farm and a small scrap metal site, which are unlikely to handle significant quantities, and which are likely to be captured when the material is deposited at larger MRS. Therefore, not considered further.
T12	Manual treatment of waste which allows sorting, repairing or refurbishment of a range of waste streams including bicycles, furniture, windows, tools, clothing. Most operations are unlikely to deal with multiple waste types given the waste types and the nature of the exemption. Therefore, throughputs are likely to be limited.	Two locations registered under this exemption are the same as those registered under exemption T10, which are unlikely to handle significant quantities of waste. The others include National Trust sites and other small business often registered under exemption T6. Therefore, not considered further.
T16	Treatment of waste toner cartridges and waste ink cartridges by sorting, dismantling, cleaning or refilling.	Whilst this exemption would normally be considered in the C&I waste estimates and capacity assessment, the registered organisation is a Veterinary Practice and is unlikely to be commercially treating tone /ink cartridges but have registered the exemption for their own wastes. Therefore, not considered further.
T23	Aerobic composting and associated prior treatment, which allows composting of small volumes of vegetation, cardboard and food wastes to produce a compost that can be spread on land to provide benefit.	Four locations are at National Trust properties which are likely to be used to handle organic waste produced on sites. Another is at Wyevale Nurseries which again is likely to be used to handle wastes on-site and another is a Butterfly Conservation site. Therefore, none are likely to be providing commercial capacity so not considered in the capacity assessment, but these exemptions would be considered in the C&I waste arisings with an assumed annual maximum of 250 tonnes per exemption.
T25	Anaerobic digestion at premises not used for agriculture and burning of resultant biogas.	These exemptions are at the Wyevale Nurseries and Herefordshire Biogas. Therefore, care is needed not to overestimate the quantities of waste handled at these sites. So, the contribution to the C&I waste arisings from

Code	Explanation	Assumption
		these sites has been considered to be that highlighted under exemption T23 or the sites permit.
U1	<p>Allows the use of suitable wastes for small scale construction instead of using virgin raw materials. Suitable wastes include: up to 5,000 tonnes of mainly inert materials for general construction; up to 1,000 tonnes of soil; up to 1,000 tonnes of wood chip for paths, bridleways or car parks; and 50,000 tonnes soil, stone and road planings for road construction. This exemption can therefore provide a notable outlet for CD&amp;E wastes and exemption needs to be considered in CD&amp;E waste capacity.</p> <p>In 2018, , each facility using a U1 exemption have been assessed using a combination of the companies' websites and satellite images on Google Maps and UK Grid Reference Finder (<a href="https://gridreferencefinder.com/">https://gridreferencefinder.com/</a>).</p>	<p>The 2018 assessment of the organisations holding U1 exemptions suggests:</p> <ul style="list-style-type: none"> <li>- 17 related to domestic/small scale developments (e.g. house building / renovation, small hardstanding etc) – assumed tonnages 10t to 20t;</li> <li>- 9 related to potential medium scale developments (e.g. at industrial units and larger developments / sites) – assumed tonnages up to 100t;</li> <li>- 5 appear to relate to farm operations (e.g. at a farm or the location was a field) – assumed tonnages up to 100t;</li> <li>- 1 where the use was unclear – assumed tonnages 50t.</li> </ul> <p>Considered in the capacity for CD&amp;E wastes However, it cannot be considered as a guaranteed capacity to manage CD&amp;E wastes.</p>
U4	Relates to the burning of plant tissue waste, wood and untreated wooden packaging in appliances with a net rated thermal input of less than 0.4 megawatts.	<p>The annual tonnage assumed through each U4 exemption is 10 tonnes.</p> <p>Added to C&amp;I waste stream.</p>
U8	Allows a range of direct uses for waste without treatment, the most relevant being: untreated wood, paper from paper manufacturing and rubber for horse ménages and animal bedding; end of life tyres for weighting cover sheeting on agricultural premises; use of glass for ornamental purposes; and stone/bricks and non-hazardous wood used directly in construction. Varying quantities apply for the different specific uses e.g. use in horse ménages 1,000 tonnes; use in animal bedding 100 tonnes; end of life tyres 40 tonnes, all at any one time.	<p>All organisations registered holding U8 exemptions are farms and the others all have numerous other registered exemptions (e.g. National Trust, Kington Golf Club), therefore care is needed not to overestimate the tonnage handled at sites with multiple exemptions. A number of the uses relate to one-off uses e.g. use for ornamental purposes with the majority of the quantity limits being between 40 tonnes and 100 tonnes. Therefore, this exemption is considered in the C&amp;I waste estimates, at an assumed annual average of 50 tonnes per exemption (excluding farms).</p> <p>Added to C&amp;I waste stream.</p>
U9	Use of waste to manufacture finished goods.	The organisations registered holding U9 exemptions are farms, National Trust sites and business that are considered to handle their own wastes under other exemptions. Therefore, not considered further.

Code	Explanation	Assumption
U11	Spreading waste on non-agricultural land to confer benefit.	The locations registered are also registered under exemption T6 (chipping and shredding of waste wood and waste plant matter) and/or T23 (aerobic composting) and the use of this exemption is likely to relate to the use of the outputs from those exemptions, so the tonnage has been considered under that exemption. There are a few farms and the other is the Bromyard Downs Common Association. Therefore, not considered further.
U12	Allows landscapers and farmers to spread mulch as a protective covering onto land around trees, bushes or plants. The maximum throughput under the exemption is 100 tonnes of untreated wood and plant matter per month.	As with exemption U11, the majority of locations are registered under exemption T6 (chipping and shredding of waste wood and waste plant matter) and/or T23 (aerobic composting) and the use of this exemption is likely to relate to the use of the outputs from those exemptions, so the tonnage has been considered under that exemption. Added to C&I waste stream.



## Annex H

Tonnages discounted to prevent  
double counting for years 2013 to  
2018

G-

Here  
Waste Need A

**Herefordshire Minerals and Waste Local Plan**

**May 2022**  
HENDECA LTD





## Tonnages discounted to prevent double counting for years 2013 to 2018

Year	Potential Double Counting
2013	<p>LACW: All waste sent from the Mercia Waste Management facilities to landfill was coded under LoW 20 03 01, however the receiving sites appear to have used LoW code 19 12 12. Therefore, this waste will have already been discounted by the initial Step 2 above</p> <p>15,730 tonnes coded under LoW 20 03 01 deposited at Severn Waste Services' Envirosort MRF, Norton, Worcestershire, which is assumed to be the mixed dry recyclables sent from Mercia Waste Management facilities in Herefordshire.</p> <p>1,870 tonnes of garden waste sent to Bennion's Rose Hill Farm, Gloucestershire from HWRC. Although 1,640 tonnes of scrap metal were removed from the Mercia Waste Management facilities, it has not been possible to identify from the EA WDI which sites may have received the waste.</p> <p>2,860 tonnes of timber sent to Quickskip (Hereford) Transfer Station from HWRC.</p> <p>Waste Transfer Stations: 9,250 tonnes of septic tank sludge received at Eign Waste Treatment Centre and Yaidon Farm is assumed to be from the Marlbrook Farm Transfer Station. This is because all waste removed from Marlbrook Farm is transferred for recovery/treatment to other sites in Herefordshire and Eign Waste Treatment Centre and Yaidon Farm are the only sites in Herefordshire accepting septic tank sludge for treatment.</p> <p>Quickskip (Hereford) Transfer Station record all waste received under LoW code 20 03 01 (mixed municipal waste) with an origin of Herefordshire. Of the waste removed from the site, 9,590 tonnes were removed under LoW code 20 03 01 to other transfer stations in Herefordshire and therefore needs to be discounted to prevent double counting. A further 2,000 tonnes of waste was removed under LoW code 20 03 01 to other transfer stations in Gloucestershire from another Quickskip site on the Rotherwas Industrial Estate, which also needs to be discounted to prevent double counting.</p> <p>Balfour Beatty Living Places sent 1,725 tonnes of waste coded as LoW 20 03 03 to other transfer stations in Herefordshire and therefore needs to be discounted to prevent double counting.</p> <p>Approximately 83% of the waste received at the Eastside Recycling Facility in CD&amp;E waste and has already been discounted by the initial Step 2 above. Of the remainder 3,175 tonnes under LoW code 20 03 01 need to be discounted to prevent double counting.</p>

Year	Potential Double Counting
2014	<p>LACW: 49,720 tonnes coded under LoW 20 03 01 were sent to landfill in Worcestershire from the five Mercia Waste Management facilities in Herefordshire. Herefordshire Council records show it was deposited at Hill and Moor Landfill, however there are no recorded inputs to the Hill and Moor Landfill in the 2014 EA WDI. Whilst this means this tonnage will not be double counted, it does highlight some of the data quality errors with the EA WDI.</p> <p>17,320 tonnes coded under LoW 20 03 01 deposited at Severn Waste Services' EnviroSort MRF, Norton, Worcestershire, which is assumed to be the mixed dry recyclables sent from Mercia Waste Management facilities in Herefordshire.</p> <p>4,410 tonnes of garden waste sent to Bennion's Rose Hill Farm, Gloucestershire from HWR.</p> <p>1,700 tonnes of scrap metal sent to Wye Valley Waste's Eastside Recycling Facility from HWRC. Although 3,100 tonnes of timber were sent to Quickskip (Hereford) Transfer Station from HWRC, in 2014 Quickskip recorded timber and wood waste under code 17 02 01. This would have been discounted by the initial Step 2 above.</p> <p>Waste Transfer Stations: 7,820 tonnes of septic tank sludge received at Eign Waste Treatment Centre and Yaidon Farm is assumed to be from the Marlbrook Farm Transfer Station, as all waste removed from Marlbrook Farm is transferred for recovery/treatment at other sites in Herefordshire and Eign Waste Treatment Centre and Yaidon Farm are the only sites accepting septic tank sludge for treatment.</p> <p>Quickskip (Hereford) Transfer Station received 17,190 tonnes of waste under LoW code 20 03 01 (mixed municipal waste) with an origin of Herefordshire. Of the waste removed from the site 2,500 tonnes were removed under LoW code 20 03 01 to sites in Wales, which would not be captured in the EA WDI. The remaining tonnage needs to be discounted to prevent double counting. In addition, Quickskip operate a soil production site at Fir Tree Lane and in the EA WDI 11,000 tonnes were removed from the site to locations in Herefordshire. It is therefore assumed that the material is transferred between the two Quickskip sites and needs to be discounted to prevent the material being counted multiple times.</p> <p>Approximately 83% of the waste received at the Eastside Recycling Facility in CD&amp;E waste and has already been discounted by the initial Step 2 above. Of the remainder 1,000 tonnes were removed under various LoW codes (mainly 20 03 01) to sites in Wales, which would not be captured in the EA WDI. Once LoW Chapter 17 and 19 wastes are discounted only a further 770 tonnes need to be discounted to prevent double counting.</p>



Year	Potential Double Counting
2015	<p>LACW: 8,100 tonnes coded under LoW 20 03 01 deposited at Hill and Moor Landfill.</p> <p>17,670 tonnes coded under LoW 20 03 01 deposited at Severn Waste Services' EnviroSort MRF, Norton, Worcestershire, which is assumed to be the mixed dry recyclables sent from Mercia Waste Management facilities in Herefordshire.</p> <p>3,450 tonnes of garden waste sent to Bennion's Rose Hill Farm, Gloucestershire from HWRC.</p> <p>1,960 tonnes of scrap metal sent to Wye Valley Waste's Eastside Recycling Facility from HWRC.</p> <p>3,130 tonnes of timber sent to Quickskip (Hereford) Transfer Station from HWRC.</p> <p>135 tonnes of fridges/freezers sent to Aqua Force Recycling, Wolverhampton from HWRC.</p> <p>Waste Transfer Stations: 9,040 tonnes of septic tank sludge received at Eign Waste Treatment Centre and Yaidon Farm is assumed to be from the Marlbrook Farm Transfer Station, as all waste removed from Marlbrook Farm is transferred for recovery/treatment at other sites in Herefordshire and Eign Waste Treatment Centre and Yaidon Farm are the only sites accepting septic tank sludge for treatment.</p> <p>Quickskip (Hereford) Transfer Station record all waste received under LoW code 20 03 01 (mixed municipal waste) with an origin of Herefordshire. Of the waste removed from the site 12,750 tonnes were removed under LoW code 20 03 01 to sites in Wales, which would not be captured in the EA WDI. The remaining tonnage needs to be discounted to prevent double counting. In addition, Quickskip operate a soil production site at Fir Tree Lane and in the EA WDI 11,550 tonnes were both accepted and removed from the site to and from locations in Herefordshire. It is therefore assumed that the material is transferred between the two Quickskip sites and needs to be discounted to prevent the material being counted multiple times.</p> <p>All the waste received at Balfour Beatty Living Places was sent to other transfer stations in Herefordshire and therefore needs to be discounted to prevent double counting.</p> <p>Approximately 65% of the waste received at the Eastside Recycling Facility is CD&amp;E waste and has already been discounted by the initial Step 2 above. Of the remainder, 11,000 tonnes were removed under various LoW codes (mainly 20 03 01) to sites in Wales, which would not be captured in the EA WDI. Once LoW Chapter 17 and 19 wastes are discounted only a further 780 tonnes need to be discounted to prevent double counting.</p>

Year	Potential Double Counting
2016	<p>LACW: 4,710 tonnes coded under LoW 20 03 01 deposited at Hill and Moor Landfill.</p> <p>17,610 tonnes coded under LoW 20 03 01 deposited at Severn Waste Services' EnviroSort MRF, Norton, Worcestershire, which is assumed to be the mixed dry recyclables sent from Mercia Waste Management facilities in Herefordshire.</p> <p>8,250 tonnes of garden waste sent to Bennion's Rose Hill Farm, Gloucestershire from HWRC.</p> <p>2,420 tonnes of scrap metal and 6,090 tonnes of rubble sent to Wye Valley Waste's Eastside Recycling Facility from HWRC.</p> <p>315 tonnes of fridges/freezers sent to Aqua Force Recycling, Wolverhampton from HWRC.</p> <p>Waste Transfer Stations: 9,040 tonnes of septic tank sludge received at Eign Waste Treatment Centre and Yaidon Farm is assumed to be from the Marlbrook Farm Transfer Station, as all waste removed from Marlbrook Farm is transferred for recovery/treatment at other sites in Herefordshire and Eign Waste Treatment Centre and Yaidon Farm are the only sites accepting septic tank sludge for treatment.</p> <p>Quickskip (Hereford) Transfer Station record all waste received under LoW code 20 03 01 (mixed municipal waste) with an origin of Herefordshire. Of the waste removed from the site 12,860 tonnes were removed under LoW code 20 03 01 to a site in Doncaster and 970 tonnes were removed under LoW code 20 01 01 to a site in Birmingham. In addition, Quickskip operate a physical treatment facility at Rotherwas Industrial Estate and soil production site at Fir Tree Lane and in the EA WDI these sites receive 9,025 tonnes of waste under LoW code 20 02 02 which assumed to be part of the 16,000 tonnes LoW code 20 02 02 waste removed from Quickskip (Hereford) Transfer Station to locations in Herefordshire. It is therefore assumed that the material is transferred between the three Quickskip sites and needs to be discounted to prevent the material being counted multiple times.</p> <p>All the waste received at Balfour Beatty Living Places was sent to other transfer stations in Herefordshire and therefore needs to be discounted to prevent double counting.</p> <p>Approximately 50% of the waste received at the Eastside Recycling Facility is CD&amp;E waste and has already been discounted by the initial Step 2 above. Of the remainder, the majority is sent to sites in Wales, which would not be captured in the EA WDI. Once LoW Chapter 17 and 19 wastes are discounted only a further 1,090 tonnes need to be discounted to prevent double counting.</p>

Year	Potential Double Counting
2017	<p>LACW: 2,430 tonnes coded under LoW 20 03 01 deposited at Hill and Moor Landfill. Whilst 10,630 tonnes were removed from Herefordshire’s Household Waste Sites, 8,100 tonnes were recorded under LoW 19 12 12 at Hill and Moor Landfill from Herefordshire, which is assumed to be the balance of the LACW and has already been discounted under LoW Chapter 19.</p> <p>18,590 tonnes coded under LoW 20 03 01 and 20 tonnes of deposited LoW 20 01 02 at Severn Waste Services’ EnviroSort MRF, Norton, Worcestershire, which is assumed to be the mixed dry recyclables sent from Mercia Waste Management facilities in Herefordshire and is consistent with the tonnes that were removed from Herefordshire’s Household Waste Sites.</p> <p>8,410 tonnes of garden waste sent to Bennion’s Rose Hill Farm, Gloucestershire from HWRC. 2,400 tonnes of scrap metal, 5,660 tonnes of rubble and 120 tonnes of cardboard sent to Wye Valley Waste’s Eastside Recycling Facility from HWRC. 160 tonnes of fridges/freezers sent to Aqua Force Recycling, Wolverhampton from HWRC. 90 tonnes of WEEE and Metal to Simms in Redditch from HWRC.</p> <p>Waste Transfer Stations: 9,700 tonnes of septic tank sludge received at Eign Waste Treatment Centre and Yaidon Farm which was removed the Marlbrook Farm Transfer Station, as all waste removed from Marlbrook Farm is transferred to other sites in Herefordshire, with Eign Waste Treatment Centre and Yaidon Farm the only sites accepting septic tank sludge.</p> <p>Quickskip (Hereford) Transfer Station record all waste received under LoW code 20 03 01 (mixed municipal waste) with an origin of Herefordshire. Of the waste removed from the site 5,120 tonnes were removed under LoW code 20 03 01 to a site in Doncaster and 790 tonnes were removed under LoW code 20 01 01 to a site in Birmingham. Quickskip operate a physical treatment facility at Rotherwas Industrial Estate and in the WDI these sites receive 9,990 tonnes of waste under LoW code 20 02 02 which are assumed to be part of the 14,840 tonnes LoW code 20 02 02 waste removed from Quickskip (Hereford) Transfer Station to locations in Herefordshire.</p> <p>All the waste received at Balfour Beatty Living Places was sent to other transfer stations in Herefordshire and therefore needs to be discounted to prevent double counting.</p> <p>Approximately 40% of the waste received at the Eastside Recycling Facility is CD&amp;E waste and has already been discounted by the initial Step 2 above. Of the remainder, the majority is sent to sites in Wales, which would not be captured in the WDI. Once LoW Chapter 17 and 19 wastes are discounted only a further 1,040 tonnes need to be discounted to prevent double counting.</p>

Year	Potential Double Counting
2018	<p>LACW: 3,080 tonnes coded under LoW 20 03 01 deposited at Hill and Moor Landfill. Whilst 10,630 tonnes were removed from Herefordshire’s Household Waste Sites, 10,580 tonnes were recorded under LoW 19 12 12 at Hill and Moor Landfill from Herefordshire, which is assumed to be the balance of the LACW and has already been discounted under LoW Chapter 19.</p> <p>19,090 tonnes coded under LoW 20 03 01 and 20 tonnes of deposited LoW 20 01 39 and LoW 20 01 40 at Severn Waste Services’ EnviroSort MRF, Norton, Worcestershire, which is assumed to be the mixed dry recyclables sent from Mercia Waste Management facilities in Herefordshire and is consistent with the tonnes that were removed from Herefordshire’s Household Waste Sites.</p> <p>4,900 tonnes of garden waste sent to Bennion’s Rose Hill Farm, Gloucestershire from HWRC. 1,920 tonnes of scrap metal and 5,530 tonnes of rubble (potential coded under LoW 20 02 02, 20 02 03 and 20 03 01) sent to Wye Valley Waste’s Eastside Recycling Facility from HWRC. 100 tonnes of WEEE and Metal to Simms in Redditch from HWRC.</p> <p>Waste Transfer Stations: 8,980 tonnes of septic tank sludge received at Yaidon Farm which was removed the Marlbrook Farm Transfer Station, as all waste removed from Marlbrook Farm is transferred to other sites in Herefordshire, with Yaidon Farm the only sites accepting septic tank sludge.</p> <p>Quickskip (Hereford) Transfer Station record all waste received under LoW code 20 03 01 (mixed municipal waste) with an origin of Herefordshire. Of the waste removed from the site 13,770 tonnes were removed under LoW code 20 03 01 to a site in Cardiff so will not be in the EA WDI data and 570 tonnes were removed under LoW code 20 01 01 to a site in Birmingham. Quickskip operate a physical treatment facility at Rotherwas Industrial Estate and in the WDI these sites receive 9,190 tonnes of waste under LoW code 20 02 02 which are assumed to be part of the 12,230 tonnes LoW code 20 02 02 waste removed from Quickskip (Hereford) Transfer Station to locations in Herefordshire.</p> <p>All the waste received at Balfour Beatty Living Places was sent to other transfer stations in Herefordshire and therefore needs to be discounted to prevent double counting.</p> <p>Approximately 50% of the waste received at the Eastside Recycling Facility is CD&amp;E waste or LoW Chapter 19 and has already been discounted by the initial Step 2 above. Of the remainder, the majority is sent to sites in Wales, which would not be captured in the EA WDI. Once LoW Chapter 17 and 19 wastes are discounted only a further 240 tonnes need to be discounted to prevent double counting.</p>

Year	Potential Double Counting
2019	<p>LACW: 1,740 tonnes coded under LoW 20 03 01 deposited at Hill and Moor Landfill. Whilst 12,250 tonnes were removed from Herefordshire’s Household Waste Sites, 10,550 tonnes were recorded under LoW 19 12 12 at Hill and Moor Landfill from Herefordshire, which is assumed to be the balance of the LACW and has already been discounted under LoW Chapter 19.</p> <p>18,495 tonnes coded under LoW 20 03 01 deposited at Severn Waste Services’ Envirosort MRF, Norton, Worcestershire, which is assumed to be the mixed dry recyclables sent from Mercia Waste Management facilities in Herefordshire and is consistent with the tonnes that were removed from Herefordshire’s Household Waste Sites.</p> <p>14,940 tonnes coded under LoW 20 03 01 deposited at Severn Waste Services’ EnviRecover EfW (since 2019 EfW facilities are reported in the WDI) which is assumed to be the residual waste sent from Mercia Waste Management facilities in Herefordshire. When combined with the 19,370 tonnes received recorded under LoW 19 12 12 and is consistent with the tonnes that were removed from Herefordshire’s Household Waste Sites.</p> <p>5,060 tonnes of garden waste sent to Bennion’s Rose Hill Farm, Gloucestershire and 190t tonnes to Hill and Moor Landfill from HWRC. 1,920 tonnes of scrap metal, 5,530 tonnes of rubble and 820 tonnes of paper and cardboard (potential coded under LoW 20 01 40, 20 02 03 and 20 03 01) sent to Wye Valley Waste’s Eastside Recycling Facility from HWRC. 400 tonnes of WEEE and Metal to the Simms Group from HWRC.</p> <p>Waste Transfer Stations: 8,800 tonnes of septic tank sludge received at Yaidon Farm which was removed the Marlbrook Farm Transfer Station, as all waste removed from Marlbrook Farm is transferred to other sites in Herefordshire, with Yaidon Farm the only sites accepting septic tank sludge.</p> <p>Quickskip (Hereford) Transfer Station record all waste received under LoW code 20 03 01 (mixed municipal waste) with an origin of Herefordshire. Of the waste removed from the site 10,655 tonnes were removed under LoW code 20 03 01 to a site in Cardiff so will not be in the EA WDI data and 45 tonnes were removed under LoW code 20 01 01 to a site in Birmingham. Quickskip operate a physical treatment facility at Rotherwas Industrial Estate and in the WDI these sites receive 6,295 tonnes of waste under LoW code 20 02 02 which are assumed to be part of the 7 150 tonnes LoW code 20 02 02 waste removed from Quickskip (Hereford) Transfer Station to locations in Herefordshire.</p> <p>All the waste received at Balfour Beatty Living Places was sent to other transfer stations in Herefordshire and therefore needs to be discounted to prevent double counting.</p>

Year	Potential Double Counting
2020	<p>LACW: 1867 tonnes coded under LoW 20 03 01 deposited at Hill and Moor Landfill. Whilst 12,250 tonnes were removed from Herefordshire’s Household Waste Sites, 10,550 tonnes were recorded under LoW 19 12 12 at Hill and Moor Landfill from Herefordshire, which is assumed to be the balance of the LACW and has already been discounted under LoW Chapter 19.</p> <p>20,287 tonnes coded under LoW 20 03 01 deposited at Severn Waste Services’ Envirosort MRF, Norton, Worcestershire, which is assumed to be the mixed dry recyclables sent from Mercia Waste Management facilities in Herefordshire and is consistent with the tonnes that were removed from Herefordshire’s Household Waste Sites.</p> <p>3,700 tonnes coded under LoW 20 03 01 deposited at Severn Waste Services’ EnviRecover EfW (since 2019 EfW facilities are reported in the WDI) which is assumed to be the residual waste sent from Mercia Waste Management facilities in Herefordshire. When combined with the 28,640 tonnes received recorded under LoW 19 12 12 and is consistent with the tonnes that were removed from Herefordshire’s Household Waste Sites.</p> <p>3,270 tonnes of garden waste sent to Bennion’s Rose Hill Farm, Gloucestershire and 107t tonnes to Hill and Moor Landfill from HWRC. 1,450 tonnes of scrap metal, 4,210 tonnes of rubble and 820 tonnes of paper and cardboard (potential coded under LoW 20 01 40, 20 02 03 and 20 03 01) sent to Wye Valley Waste’s Eastside Recycling Facility from HWRC. 615 tonnes of WEEE and Metal to the Simms Group and Recycling Loves from HWRC.</p> <p>Waste Transfer Stations:</p> <p>Quickskip (Hereford) Transfer Station record all waste received under LoW code 20 03 01 (mixed municipal waste) with an origin of Herefordshire. Of the waste removed from the site 3,034 tonnes were removed under LoW code 20 03 01 to a site in Cardiff so will not be in the EA WDI data and 45 tonnes were removed under LoW code 20 01 01 to a site in Birmingham. Quickskip operate a physical treatment facility at Rotherwas Industrial Estate and in the WDI these sites receive 595 tonnes of waste under LoW code 20 02 02 which are assumed to be part of the 1,420 tonnes LoW code 20 02 02 waste removed from Quickskip (Hereford) Transfer Station to locations in Herefordshire.</p> <p>All the waste received at Balfour Beatty Living Places was sent to other transfer stations in Herefordshire and therefore needs to be discounted to prevent double counting.</p>



## Annex I

Breakdown of generic hazardous waste management methods by LoW Chapter heading, Herefordshire, 2015 to 2020



**Herefordshire Minerals and Waste Local Plan**

**May 2022**  
HENDECA LTD





## Breakdown of generic hazardous waste management methods by LoW Chapter Heading, Herefordshire, 2015 to 2020 (tonnes)

LoW Chapter	Year	Incineration with energy recovery	Incineration without energy recovery	Landfill	Recovery	Rejected	Transfer prior to disposal	Transfer prior to recovery	Treatment
01: Mining and Minerals	2015							<1	
	2016								
	2017								
	2018								
	2019								
	2020						<1		
02: Agricultural and Food Production	2015						<1	3	
	2016		<1				<1		
	2017						4	<1	
	2018		<1				2		
	2019						<1	<1	
	2020		<1				2		
03: Wood and Paper Production	2015						27		
	2016						9		
	2017						<1		
	2018						19		
	2019								
	2020								
05: Petroleum, Gas and Coal Processing Wastes	2015								
	2016							<1	
	2017							<1	
	2018						<1	1	
	2019						3	<1	
	2020						<1	<1	

LoW Chapter	Year	Incineration with energy recovery	Incineration without energy recovery	Landfill	Recovery	Rejected	Transfer prior to disposal	Transfer prior to recovery	Treatment
06: Inorganic Chemical Processes	2015						3	85	
	2016						4	15	76
	2017						4	2	<1
	2018						4	2	
	2019						<1	4	14
	2020						5	1	
07: Organic Chemical Processes	2015							1	
	2016							1	
	2017								
	2018				<1				
	2019								
	2020						<1	<1	
08: MFSU Paints, Varnish, Adhesive and Inks	2015				492		86	86	<1
	2016		14	7	415		51	101	<1
	2017			114	399		43	99	1
	2018			90	525		35	133	
	2019			61	549	<1	35	82	14
	2020	1		39	415		37	124	24
09: Photographic Industry	2015				5		1	1	
	2016				2		2	1	
	2017				2		<1		
	2018				2		<1		
	2019				<1		<1	<1	
	2020				<1		<1		

LoW Chapter	Year	Incineration with energy recovery	Incineration without energy recovery	Landfill	Recovery	Rejected	Transfer prior to disposal	Transfer prior to recovery	Treatment
10: Thermal Process Waste (inorganic)	2015						1		
	2016						5	<1	<1
	2017						2		<1
	2018						1		2
	2019						3		
	2020						2		14
11: Metal Treatment and Coating Processes	2015				314	7	97	221	681
	2016				430		15	142	797
	2017				402		21	103	893
	2018				375		15	120	1,068
	2019				453		10	46	1,533
	2020				105		112	35	637
12: Shaping/Treatment of Metals and Plastics	2015		25		2		12	8	30
	2016						100	5	52
	2017				7		79	9	
	2018				2		54	5	21
	2019				5		23	5	1
	2020		19	<1		72		9	19
13: Oil and Oil/Water Mixtures	2015				888		169	524	128
	2016				1,078	2	118	529	194
	2017				1,217		116	247	210
	2018				1,321		45	331	343
	2019				1,499	36	320	370	222
	2020				1,859		23	308	152

LoW Chapter	Year	Incineration with energy recovery	Incineration without energy recovery	Landfill	Recovery	Rejected	Transfer prior to disposal	Transfer prior to recovery	Treatment
14: Solvents	2015				3		1	35	21
	2016				5		15	39	
	2017				<1		35	79	
	2018						18	93	
	2019						14	73	2
	2020						12	17	
15: Packaging, Cloths, Filter Materials	2015		<1	<1	14		134	162	14
	2016				14		67	127	8
	2017	28			17		69	125	24
	2018	37	<1		14		52	113	25
	2019	33	1		8		23	102	9
	2020	39			21		39	129	9
16: Not Otherwise Specified	2015		<1	20	587		45	319	44
	2016		<1	27	1,287		114	151	1
	2017		2	21	3,691	2	91	551	6
	2018			28	4,377	110	79	459	30
	2019		<1	11	1,213		123	1,584	37
	2020	37	<1	10	2,184		70	473	15
17: CD&E waste and Asbestos	2015	16	6	1,124	103		29	1	3,232
	2016	18		720	18		109	5	6
	2017	8		479	87		223	3	
	2018	27		466	136		353	1,058	
	2019	48		1,275	778		221	293	190
	2020	15		528	9	7	273	14	

LoW Chapter	Year	Incineration with energy recovery	Incineration without energy recovery	Landfill	Recovery	Rejected	Transfer prior to disposal	Transfer prior to recovery	Treatment
18: Healthcare	2015	<1	47		1		83	4	295
	2016		24		<1		78	3	308
	2017		19		11		103	5	269
	2018	5	8		15		109	5	201
	2019	24	156		40		78	4	64
	2020		348		14		66	2	36
19: Waste/Water Treatment Industry	2015								10
	2016			63				<1	10
	2017				2			<1	9
	2018				7				
	2019				17				5
	2020						<1		9
20: Municipal Wastes	2015			<1	273		8	34	1
	2016				316		3	24	<1
	2017				235		5	36	12
	2018				262		14	31	<1
	2019				121		5	38	
	2020				160		1	48	
<b>Total</b>	<b>2015</b>	<b>17</b>	<b>78</b>	<b>1,145</b>	<b>2,681</b>	<b>7</b>	<b>696</b>	<b>1,484</b>	<b>4,458</b>
	<b>2016</b>	<b>18</b>	<b>38</b>	<b>817</b>	<b>3,564</b>	<b>2</b>	<b>691</b>	<b>1,145</b>	<b>1,451</b>
	<b>2017</b>	<b>36</b>	<b>21</b>	<b>614</b>	<b>6,070</b>	<b>2</b>	<b>797</b>	<b>1,259</b>	<b>1,425</b>
	<b>2018</b>	<b>69</b>	<b>8</b>	<b>584</b>	<b>7,036</b>	<b>110</b>	<b>801</b>	<b>2,351</b>	<b>1,690</b>
	<b>2019</b>	<b>105</b>	<b>157</b>	<b>1,347</b>	<b>4,684</b>	<b>36</b>	<b>860</b>	<b>2,601</b>	<b>2,092</b>
	<b>2020</b>	<b>111</b>	<b>348</b>	<b>577</b>	<b>4,839</b>	<b>7</b>	<b>652</b>	<b>1,171</b>	<b>898</b>

## Annex J

Figure 3.3, Figure 3.4 and Figure 3.5

The contents of this annex are designed to be printed at A3

I-

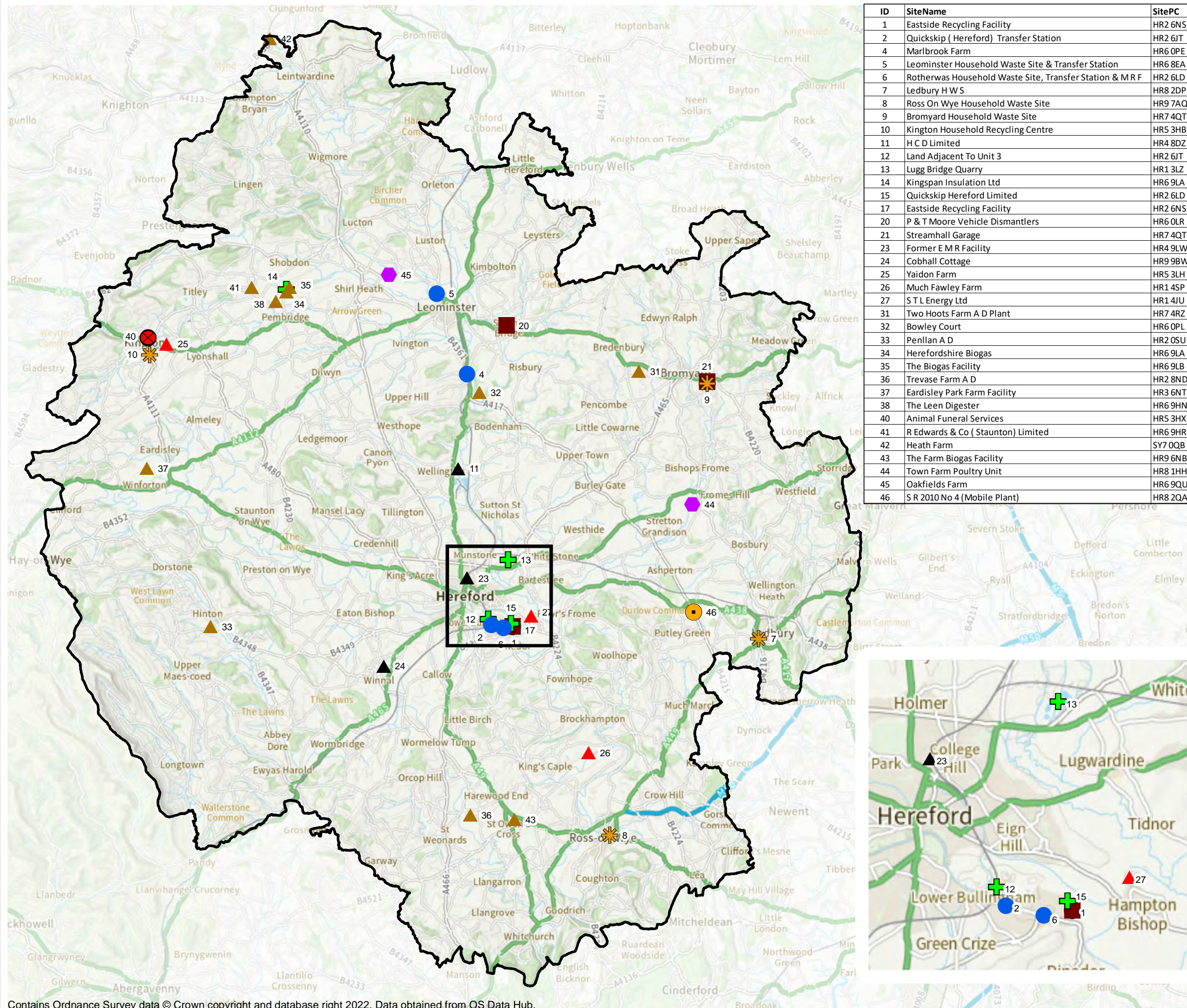
Herefordshire Minerals and Waste Local Plan  
Waste Need Assessment 2021\_ Annex I - May 2022

### Herefordshire Minerals and Waste Local Plan



# Herefordshire Minerals and Waste Local Plan

**Figure 3.3**  
**Herefordshire Waste Facilities, 2019**

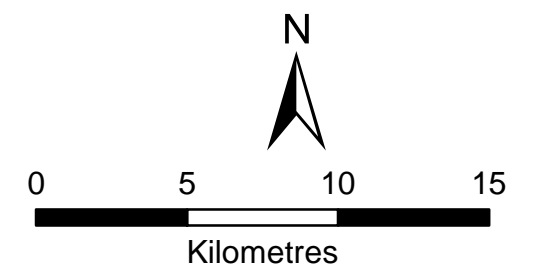
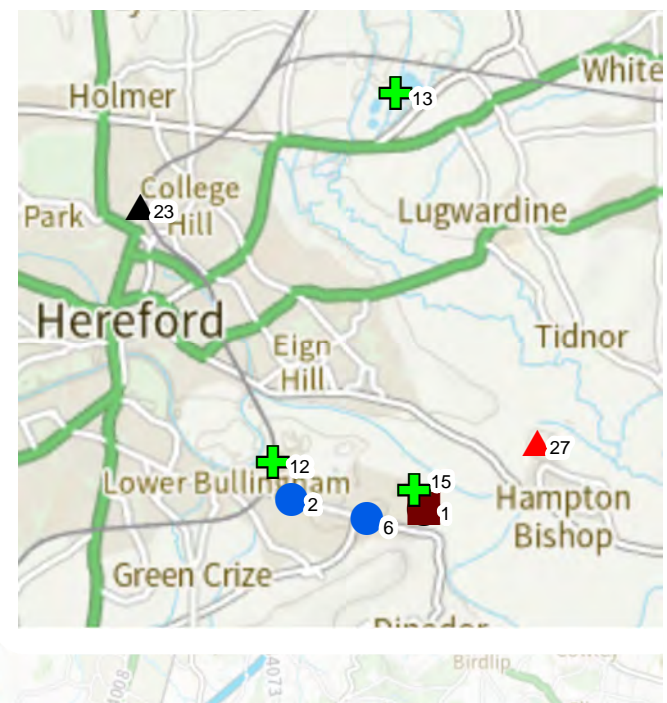


ID	SiteName	SitePC
1	Eastside Recycling Facility	HR2 6NS
2	Quickskip ( Hereford) Transfer Station	HR2 6JT
4	Marlbrook Farm	HR6 OPE
5	Leominster Household Waste Site & Transfer Station	HR6 8EA
6	Rotherwas Household Waste Site, Transfer Station & M R F	HR2 6LD
7	Ledbury H W S	HR8 2DP
8	Ross On Wye Household Waste Site	HR9 7AQ
9	Bromyard Household Waste Site	HR7 4QT
10	Kington Household Recycling Centre	HR5 3HB
11	H C D Limited	HR4 8DZ
12	Land Adjacent To Unit 3	HR2 6JT
13	Lugg Bridge Quarry	HR1 3LZ
14	Kingspan Insulation Ltd	HR6 9LA
15	Quickskip Hereford Limited	HR2 6LD
17	Eastside Recycling Facility	HR2 6NS
20	P & T Moore Vehicle Dismantlers	HR6 OLR
21	Streamhall Garage	HR7 4QT
23	Former E M R Facility	HR4 9LW
24	Cobhall Cottage	HR9 9BW
25	Yaidon Farm	HR5 3LH
26	Much Fawley Farm	HR1 4SP
27	S T L Energy Ltd	HR1 4IU
31	Two Hoots Farm A D Plant	HR7 4RZ
32	Bowley Court	HR6 OPL
33	Penllan A D	HR2 0SU
34	Herefordshire Biogas	HR6 9LA
35	The Biogas Facility	HR6 9LB
36	Trevasse Farm A D	HR2 8ND
37	Eardisley Park Farm Facility	HR3 6NT
38	The Leen Digester	HR6 9HN
40	Animal Funeral Services	HR5 3HX
41	R Edwards & Co ( Staunton) Limited	HR6 9HR
42	Heath Farm	SY7 0QB
43	The Farm Biogas Facility	HR9 6NB
44	Town Farm Poultry Unit	HR8 1HH
45	Oakfields Farm	HR6 9QU
46	S R 2010 No 4 (Mobile Plant)	HR8 2QA

## Legend

### Waste Facility Type

- Anaerobic Digestion (Farm Waste)
- Mobile Plant - Landspreading
- Biological Treatment
- CA Site
- Non-Haz Waste Transfer / Treatment
- Physical Treatment
- Car Breaker
- Haz Waste Transfer
- In-House storage
- Material Recycling Facility
- Herefordshire County Boundary

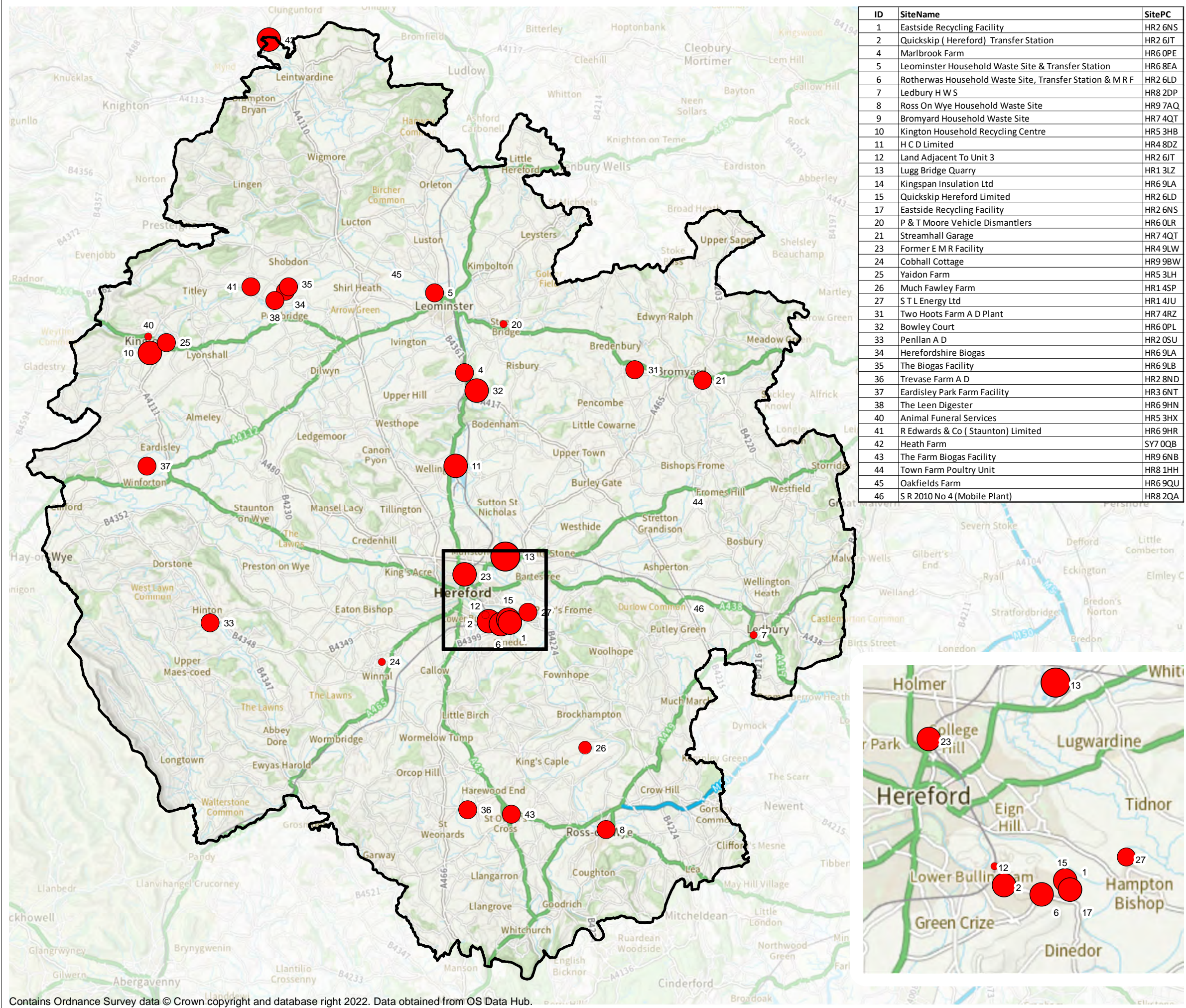


SCALE 1:250,000 @ A3 DATE 13/05/2022



# Herefordshire Minerals and Waste Local Plan

**Figure 3.4**  
Herefordshire waste facilities by EP capacity, 2019

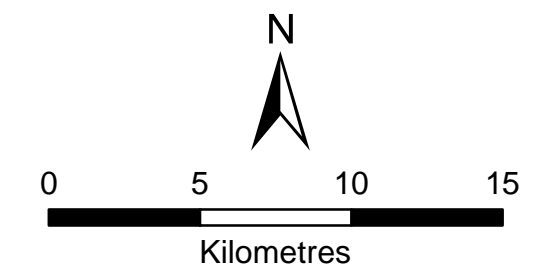


### Legend

#### Annual Capacity Tonnes

- <10,000
- 10,001 - 20,000
- 20,001 - 50,000
- 50,001 - 100,000
- 100,001 - 250,000

Herefordshire County Boundary

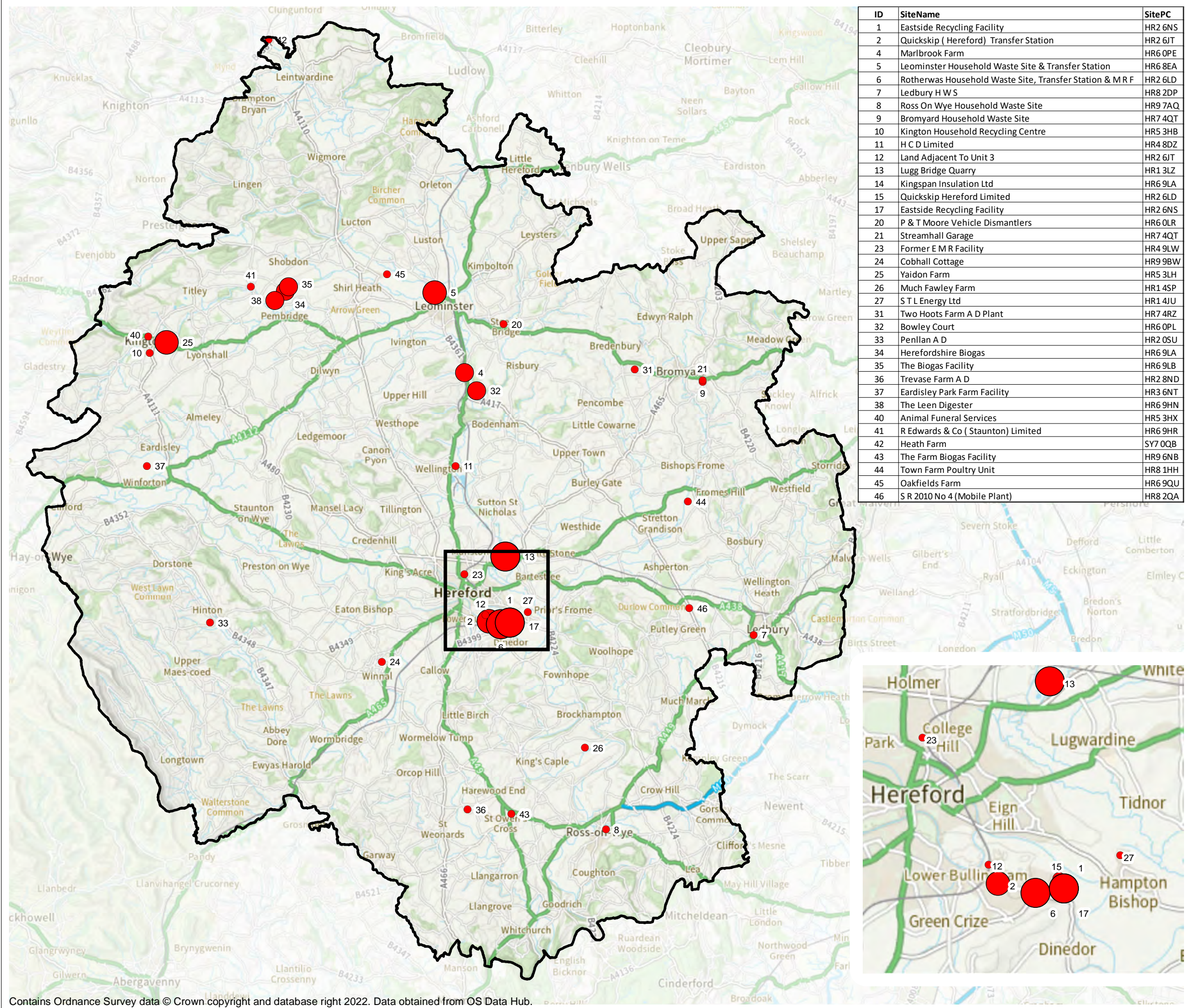


SCALE: 1:250,000 @ A3  
DATE: 13/05/2022



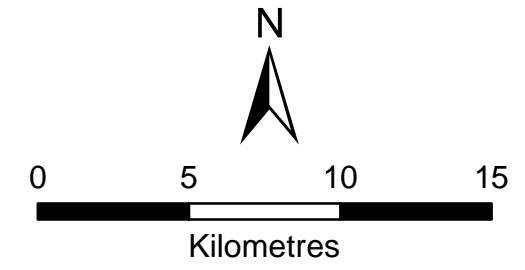
# Herefordshire Minerals and Waste Local Plan

**Figure 3.5**  
Herefordshire waste facilities by input tonnes, 2019



**Legend**

- Site Input 2019 (Tonnes)**
- 1 - 5,000
  - 5,001 - 10,000
  - 10,001 - 20,000
  - 20,001 - 40,000
  - 40,001 - 110,000
- Herefordshire County Boundary



SCALE 1:250,000 @ A3 DATE 13/05/2022