



# HEREFORDSHIRE COUNCIL PLAYING PITCH & OUTDOOR SPORTS STRATEGY ASSESSMENT REPORT

**SEPTEMBER 2022**

QUALITY, INTEGRITY, PROFESSIONALISM

**Knight, Kavanagh & Page Ltd**  
Company No: 9145032 (England)

MANAGEMENT CONSULTANTS

Registered Office: 1 -2 Frecheville Court, off Knowsley Street, Bury BL9 0UF  
T: 0161 764 7040 E: [mail@kcp.co.uk](mailto:mail@kcp.co.uk) [www.kcp.co.uk](http://www.kcp.co.uk)



Cert Num: 6543-QMS-001

# HEREFORDSHIRE COUNCIL PLAYING PITCH & OUTDOOR SPORT STRATEGY

---

## CONTENTS

ABBREVIATIONS .....	1
PART 1: INTRODUCTION AND METHODOLOGY .....	2
PART 2: FOOTBALL.....	14
PART 3: THIRD GENERATION TURF (3G) ARTIFICIAL GRASS PITCHES (AGPS) .....	53
PART 4: CRICKET.....	64
PART 5: RUGBY UNION .....	92
PART 6: HOCKEY .....	113
PART 7: TENNIS .....	129
PART 8: NETBALL .....	145
PART 9: BOWLS .....	151
PART 10: ATHLETICS.....	160
PART 11: CYCLING AND BMX .....	167
PART 12: MULTI USE GAMES AREAS (MUGAs).....	170
PART 13: OTHER PITCH SPORTS.....	175
APPENDIX 1: SPORTING CONTEXT .....	183
APPENDIX 2: NON TECHNICAL ASSESSMENT SHEETS.....	195
APPENDIX 3: FLOOD ZONE MAPPING.....	202
APPENDIX 4: ANALYSIS AREA WITH PARISH LISTS.....	213

# HEREFORDSHIRE COUNCIL

## PLAYING PITCH & OUTDOOR SPORT STRATEGY

---

### ABBREVIATIONS

3G	Third Generation (artificial turf)
AGP	Artificial Grass Pitch
ANOG	Assessing Needs and Opportunities Guide
BCGBA	Crown Green Bowling Association
BC	Bowls Club
CFA	County Football Association
CFS	County Facilities Strategy
DALP	Delivery and Allocations Local Plan
DCMS	Department for Culture, Media and Sport
ECB	England and Wales Cricket Board
EH	England Hockey
FA	Football Association
FC	Football Club
FF	Football Foundation
FIFA	Fédération Internationale de Football Association
FPM	Facilities Planning Model
GMA	Grounds Management Association
HC	Hockey Club
HLPCS	Herefordshire Local Plan Core Strategy
HLPCSR	Herefordshire Local Plan Core Strategy Review
JFC	Junior Football Club
KKP	Knight, Kavanagh and Page
LFFP	Local Football Facilities Plan
LTA	Lawn Tennis Association
NFFS	National Football Facilities Strategy
NGB	National Governing Body
NPPF	National Planning Policy Framework
NTP	Non turf pitch
PPC	Playing Pitch Calculator
PPOSS	Playing Pitch and Outdoor Sport Strategy
RDO	Rugby Development Officer
RFL	Rugby Football League
RFU	Rugby Football Union
RFC	Rugby Football Club
TC	Tennis Club
U	Under
HFA	Herefordshire Football Association

# HEREFORDSHIRE COUNCIL

## PLAYING PITCH & OUTDOOR SPORTS STRATEGY

---

### PART 1: INTRODUCTION AND METHODOLOGY

Knight, Kavanagh & Page Ltd (KKP) was appointed by Herefordshire Council to produce a Herefordshire Playing Pitch Strategy and Outdoor Sports Facilities Strategy and a Built Facility Strategy. This work will provide a key piece of evidence to support the update of the Herefordshire Local Plan Core Strategy.

This report (known as the Assessment Report) presents a supply and demand assessment of playing pitch and outdoor sport facilities within Herefordshire and is delivered in accordance with Sport England's Playing Pitch Strategy (PPOSS) Guidance for playing pitch sports and Sport England's Assessing Needs and Opportunities Guide (ANOG) for 'non-pitch' outdoor sports.

Sport England's PPOSS Guidance details a 13-stepped approach, separated into five distinct sections, as follows:

- ◀ Stage A: Prepare and tailor the approach (1)
- ◀ Stage B: Gather information and views on the supply of and demand for provision (2 & 3)
- ◀ Stage C: Assess the supply and demand information and views (4, 5 & 6)
- ◀ Stage D: Develop the strategy (7 & 8)
- ◀ Stage E: Deliver the strategy and keep it robust and up to date (9 & 10)

Stages A to C are covered in this report, with stage D covered in the proceeding strategy document and Stage E ongoing throughout the lifespan of the work.

ANOG is separated into two parts; undertaking an assessment and applying the assessment. This report focuses on the first of these, with the guidance splitting it into three stages:

- ◀ Stage 1 – Prepare and tailor the assessment
- ◀ Stage 2 – Gather information on supply and demand
- ◀ Stage 3 – Assessment, bring the information together

A PPOSS is considered to be out of date if its baseline data has not been reviewed after five years of the study being undertaken. If the PPOSS is monitored annually then its lifespan will depend on the point at which an Annual Monitoring Report identifies changes that are significant enough to warrant a partial or full review. A bespoke process will be included within the subsequent Strategy.

#### 1.1: Stage A: Prepare and tailor the approach

##### *Why the strategy is being developed*

The previous Herefordshire PPOSS, which was completed in 2012, is passed its recommended life span and is therefore in need of renewal in order to be a key evidence base for the update to the Herefordshire Local Plan Core Strategy and the development of its related policies, including neighbourhood plans.

Additionally, there is a need for the PPOSS to help secure Section 106 developer contributions for investment into current and new provision. In addition to providing support for other external grant opportunities.

The PPOSS will therefore provide a strategic framework to ensure that the provision of outdoor playing pitches meets the needs of residents (both existing and future) and visitors across the local authority. It will also support those organisations, including the councils, involved in the provision of outdoor sports facilities across Herefordshire.

# HEREFORDSHIRE COUNCIL

## PLAYING PITCH & OUTDOOR SPORTS STRATEGY

---

### ***National context***

Concern at national government level over the loss of playing fields prompted the development of localised playing pitch assessments and strategies which identify current and future requirements for playing fields. Developing a strategic approach to the analysis of playing pitch supply and demand is necessary to:

- ◀ Protect playing pitches against development pressures in, and around, urban areas.
- ◀ Identify pitch (natural grass and artificial) supply and demand issues in relation to predicated population changes.
- ◀ Address 'demand' pressures created as a result of specific sports development pressures e.g. growth of mini soccer and wider use of artificial grass pitches.
- ◀ Address budget pressures and public-sector cuts.

The Herefordshire PPOSS will provide an evidence base for planning decisions and funding bids and will ensure that this evidence is sound, robust and capable of being scrutinised through examination whilst meeting the requirements of the National Planning Policy Framework (NPPF).

One of the core planning principles of the National Planning Policy Framework (NPPF) is to improve health, social and cultural wellbeing for all and deliver sufficient community and cultural facilities and services to meet local needs. Section 8 of the NPPF deals specifically with the topic of healthy communities, with paragraph 98 discussing the importance of access to high quality open spaces and opportunities for sport and recreation that can make an important contribution to the health and well-being of communities.

Paragraph 99 discusses assessments and the protection of "existing open space, sports and recreational buildings and land, including playing fields". Paragraphs 100 and 102 also promote the identification of important green spaces by local communities and the protection of these facilities. Such spaces may include playing fields and outdoor sport facilities.

For the full national context, including for each of the sports covered please refer to Appendix 1.

### ***Local context***

*Herefordshire County Plan: 2020-2024<sup>1</sup>*

The key areas of focus of the Herefordshire County Plan are on environment, communities and the local economy.

- ◀ **Environment** – Protect and enhance our environment and keep Herefordshire a great place to live.
- ◀ **Community** – Strengthen communities to ensure everyone lives well and safely together.
- ◀ **Economy** – Support an economy which builds on the county's strengths and resources.

These areas of focus are developed against three key themes of Sustainability, Connectivity and Wellbeing which will guide our planning, design and policy making over the coming years.

---

<sup>1</sup> [https://www.herefordshire.gov.uk/downloads/file/1500/corporate\\_plan\\_2016-20](https://www.herefordshire.gov.uk/downloads/file/1500/corporate_plan_2016-20)

# HEREFORDSHIRE COUNCIL PLAYING PITCH & OUTDOOR SPORTS STRATEGY

---

*Herefordshire Council Health and Wellbeing Strategy – Be well, Keep Well, Live Well (2016 - 2026)*<sup>2</sup>

The vision of the Herefordshire Health and Wellbeing Strategy is for Herefordshire residents to lead be resilient, lead fulling live, be emotionally and physical healthy and feel safe and secure. It aims to achieve this vision the Council need to keep people well (prevention), get people better (treatment or secondary prevention) and to help people cope (care or tertiary prevention).

*Active and Healthy Herefordshire – Herefordshire’s Physical Activity Strategy (2016 – 2026)*

In addition to the above, Herefordshire Council also has a bespoke Physical Activity Strategy which is underpinned by the vision:

*‘In Herefordshire every person has the opportunity to: ‘get moving, be active, feel better, keep well and enjoy healthier lives as part of everyday life in their local community’*

A key issue raised in the document is surrounding planning/S106 and the need and opportunity to develop a more balanced approach to allocation of development contributions between indoor and outdoor facilities.

*Active Herefordshire and Worcestershire (Active Partnership)*

The stated aim of the Active Partnership is to reduce inactivity and create a more active and healthier Herefordshire and Worcestershire. Its blueprint for tackling inactivity is identified in its five strategic objectives, which are to:

- ◀ *Target new opportunities for growth:* To raise the profile across new sectors which will influence large scale interventions throughout Herefordshire and Worcestershire.
- ◀ *Partner and influence:* To facilitate and broker relationships across and within a diverse range of sectors at both operational and strategic levels allowing the Active Partnership to disseminate insight to influence decisions locally.
- ◀ *Empower all:* To ensure that individuals, groups and communities are equipped, confident and have the knowledge to understand local need and the mechanisms for change.
- ◀ *Develop a workforce that inspires:* Through the delivery of high quality coach education teaching to ensure there is a physical activity workforce that is reflective of local need.
- ◀ *Increase the visibility and accessibility of opportunities:* Deliver a range of campaign messaging to create positive opportunities throughout the community through the use of strong communication pathways.

---

<sup>2</sup> <https://www.herefordshire.gov.uk/downloads/file/3677/health-and-wellbeing-strategy>

# HEREFORDSHIRE COUNCIL

## PLAYING PITCH & OUTDOOR SPORTS STRATEGY

---

### *Herefordshire Local Plan Core Strategy (2011-2031)*

The Herefordshire Local Plan Core Strategy (HLPCS) was adopted by the Council in 2015 and was prepared to guide the development and change in the County up to 2031.

The Local Plan, in addition to dealing with the use of land, considers how the area functions and how different parts of the county should develop or change over the next 20 years in response to key issues, such as the need to:

- ◀ deliver more, better quality homes (especially affordable homes) to meet growing needs in this 'high house price' compared to 'average income' area;
- ◀ deliver improved infrastructure to support economic development and a growing population;
- ◀ promote a thriving local economy with successful city, town and village centres and provide sufficient employment land to meet business needs and provide higher incomes through a wider range of better quality jobs;
- ◀ protect, conserve and enhance valued natural, historic and built environments, including areas of outstanding natural beauty, special areas of conservation, open spaces as well as the county's intrinsic attractive character;
- ◀ address issues arising from an ageing population and the reducing younger age population;
- ◀ meet the challenge of climate change and adapt to its impacts such as increased risk of flooding and air pollution;
- ◀ create places that actively promote and enable healthy lifestyles;
- ◀ achieve sustainable development and reduce reliance on the private car whilst accepting the sparsely populated nature of the area and difficulty communities have in accessing services.

The Strategy also sets a vision as follows:

*Herefordshire will be a place of distinctive environmental, historical and cultural assets and local communities, with sustainable development fostering a high quality of life for those who live, work and visit here. A sustainable future for the county will be based on the interdependence of the themes of social progress, economic prosperity and environmental quality with the aim of increasing the county's self-reliance and resilience.*

This vision is aligned with 12 objectives under the themes of promoting social progress (supporting strong communities by meeting housing, education and health, transport and infrastructure needs), economic prosperity (supporting new jobs, area regeneration, business, tourism and retail) and environmental quality (addressing climate change, protecting and enhancing the environmental assets of the county).

### *Herefordshire Local Plan Core Strategy Review (2021-2041)*

In line with NPPF requirements for local plans to be reviewed to assess whether they need updating at least once every five years, with reviews to be completed no later than five years from the adoption date of the plan, the HLPCS is currently being updated to cover the plan period 2021-2041.

The Herefordshire Local Plan Core Strategy Review (HLPCSR) will set out the planning framework for the County for the period to 2041 and will cover issues such as housing provision, the economy, retail and town centres, infrastructure provision and the environment. It will also set out policies by which planning applications will be determined, in addition to allocation land for housing, employment and other uses.

# HEREFORDSHIRE COUNCIL

## PLAYING PITCH & OUTDOOR SPORTS STRATEGY

---

The Indoor and Built Sports Facilities studies, alongside the Playing Pitch and Outdoor Sports Strategy will help to ensure that relevant policies in the plan are updated accordingly to demonstrate the soundness of the plan at Examination.

It should be noted that it is recommended that the HLPCSR should include a dedicated playing field protection policy which should be aided by the completion of the Herefordshire PPOSS.

### ***Halo Leisure Services Ltd***

Halo is a charitable social enterprise that operates 20+ leisure facilities in Herefordshire, for Bridgend, Shropshire and Swindon on behalf of the relevant local authorities. It manages HC's portfolio of eight leisure facilities and in 2017 Halo signed a 75 year lease with the Council.

### ***Agreed scope***

The following are the key outdoor sports (and associated facilities, including artificial surfaces) in Herefordshire PPOSS and as such are included within the scope:

- ◀ Football
- ◀ 3G pitches
- ◀ Cricket
- ◀ Rugby union
- ◀ Rugby league
- ◀ Hockey (hockey suitable AGPs)
- ◀ Tennis
- ◀ Netball
- ◀ Bowls
- ◀ Athletics
- ◀ Cycling and BMX
- ◀ Other sports

Further to the above, there is also a need to recognise the role of informal recreational space (and informal outdoor sport activity) in meeting the changing demands of local communities and links to the current Herefordshire Open Spaces Assessment.

### ***Study area***

The study area will comprise the whole of the Authority administrative area. However, it is also broken into smaller subsections known as analysis areas to allow for a more localised assessment of provision and examination of supply and demand at a local level, as follows:

- ◀ Bromyard
- ◀ Golden Valley
- ◀ Hereford
- ◀ Kington
- ◀ Ledbury
- ◀ Leominster
- ◀ Ross-on-Wye



# HEREFORDSHIRE COUNCIL PLAYING PITCH & OUTDOOR SPORTS STRATEGY

Figure 1.1: Map of Study Area



Please note for a detailed list of which parish/town councils are within each Analysis Area see Appendix Four.

Notwithstanding the above, it should be noted that sports catchment areas do not necessarily naturally fall within the administrative analysis areas and can either be larger or cross over. As such, the analysis areas used are solely for reporting purposes and should not be used to compare supply/demand between areas.

Cross boundary and cross authority issues are also explored to determine the level of imported and exported demand, recognising, for example, that people travel to and make use of strategic facilities irrespective of administrative boundaries.

## Flooding

Across Herefordshire there are significant issues surrounding flooding. These will be outlined where relevant within each sporting section. Any spare capacity at sites located within a flood zone will be discounted as it is realistically cannot support any additional demand due to not be accessible for large portions of the season.

For reference there are various types of flood zones, these are:

- ◀ Flood Zone One – has a less than 0.1% chance of flooding in any year
- ◀ Flood Zone Two – has between 0.1% and 1% chance of flooding in any year
- ◀ Flood Zone Three – has a greater than 1% chance of flooding in any year

For relevant flood zone related maps please see Appendix Three.

# HEREFORDSHIRE COUNCIL

## PLAYING PITCH & OUTDOOR SPORTS STRATEGY

---

### **Management arrangements**

A project team from the Council has worked with KKP to ensure that all relevant information is readily available so that project stages and milestones are delivered on time. In addition, a strong and effective steering group has and will continue to lead the PPOSS during its development and will be responsible for the delivery of its recommendations and actions. The membership of this group is balanced and representative of the different parties and key drivers behind the work; it is made up of representatives from the Council, Sport England and relevant National Governing Bodies of Sport (NGBs) and Active Herefordshire & Worcestershire.

The steering group is and has been responsible for the direction of the PPOSS from a strategic perspective and for supporting, checking and challenging the work of the project team. It will be important for the steering group to continue once the PPOSS has been finalised for several reasons, including a continuing responsibility to:

- ◀ Be a champion for provision in the area and promote the importance of the PPOSS.
- ◀ Support implementation of the recommendations and action plan.
- ◀ Monitor and evaluate the outcomes of the study.
- ◀ Ensure that the work is kept up to date and refreshed when necessary.

### **1.2: Stage B: Gather information and views on the supply of and demand for provision**

A clear picture of the supply of and demand for playing pitches and outdoor sport facilities in the Authority needs to be provided to enable an accurate assessment of quantity, quality and usage. This is achieved through site assessments and consultation with key stakeholders.

#### ***Gather supply information and views – an audit of provision***

Sport England's guidance uses the following definitions of a playing pitch and playing field; these are set out by the Government in the 2015 'Town and Country Planning (Development Management Procedure) (England) Order'<sup>3</sup>:

- ◀ ***Playing pitch*** – a delineated area of 0.2ha or more which is used for association football, rugby, cricket, hockey, lacrosse, rounders, baseball, softball, American football, Australian football, Gaelic football, shinty, hurling, polo or cycle polo.
- ◀ ***Playing field*** – the whole of a site which encompasses at least one playing pitch.

Although the statutory definition of a playing field sets out a minimum size, this PPOSS takes account of smaller sized pitches that contribute to the supply side. For example, a site containing a mini 5v5 football pitch is included despite it potentially being smaller than 0.2ha. The study counts individual grass pitches (as a delineated area) as the basic unit of supply, with the definition of a playing pitch also including artificial grass pitches (AGPs).

As far as possible, all best endeavours have been made to identify all playing fields, pitches and outdoor sports facilities, irrespective of ownership and use, within the Authority. However, there may be instances that have led to omissions, such as at school or private sites where access was not possible (although facilities at sites not accessed are still included within the study where provision is known to exist from other sources e.g. affiliation data or club/league consultation). Where provision has not been recorded within the report, they are still considered to exist for planning purposes and will continue to do so. Furthermore, any exclusion does not mean that the provision is not required from a supply and demand point of view.

---

<sup>3</sup>. [www.sportengland.org](http://www.sportengland.org)>Facilities and Planning> Planning Applications

# HEREFORDSHIRE COUNCIL

## PLAYING PITCH & OUTDOOR SPORTS STRATEGY

---

### *Quantity*

Where known, all playing pitch and outdoor sport facilities are included within the PPOSS, irrespective of ownership, management and use. Sites were initially identified using the previous study and through Sport England's Active Places web-based database, with the Council and NGBs supporting the process by checking and updating this initial data as well as supplying their own. This was also verified against club and league information supplied through consultation and any affiliation processes.

For each site, the following details are recorded in the project database:

- ◀ Site name, address (including postcode) and location
- ◀ Ownership and management type
- ◀ Security of tenure
- ◀ Community availability
- ◀ Total number, type and quality of provision
- ◀ Usage levels

### *Accessibility*

Not all facilities offer the same level of access to the community and the ownership and accessibility of provision also influences actual availability for demand. As such, each site is assigned a level of community use as follows:

- ◀ **Community use** – facilities in public, voluntary, private or commercial ownership or management (including education sites) recorded as being available for hire and currently in use by teams/members/individuals (depending on the sport).
- ◀ **Available but unused** - facilities that are available for hire but are not currently used externally; this most often applies to school sites but can also apply to sites which are expensive to hire or particularly poor quality.
- ◀ **No community use** - facilities which are, as a matter of policy or practice, unavailable for external hire. This includes professional club pitches along with some semi-professional club pitches where play is restricted to the first or second team of the host club.
- ◀ **Disused** – Sites that have previously been used for sport but that are not currently being used at all by any users and are not available for community hire either (often being unmarked). This is within a five year period. Once sites are disused for five or more years these fall outside of Sport England's statutory remit but still have to be assessed using the criteria in paragraph 99 of the NPPF; Sport England would nonetheless challenge a proposed loss which fails to meet such criteria. It should be emphasised that the lawful planning use of a such a site is still that of a playing field until such time as its use is formally changed or it is developed for a non-sport use. In addition, there should be a good degree of certainty as to whether a facility will be available to the community for at least the following three years. Facilities that are unlikely to remain available to the community for at least three years is considered to be unsecure.

# HEREFORDSHIRE COUNCIL PLAYING PITCH & OUTDOOR SPORTS STRATEGY

Table 1.1: Disused playing field and outdoor sport sites in Herefordshire

Analysis area	Site ID	Site name	Postcode	Sport(s)	Last known use	Comments
Bromyard	19	Bringsty Common	WR6 5JW	Football	c2009	Previously accommodated an adult pitch. It has not been maintained nor marked since circa 2009. It should be noted that satellite imagery suggests goalposts were still installed in 2021.
Bromyard	202	Gaines Manor	WR6 5RN	Football Tennis	c2005	One youth 9v9 and three tennis courts (one macadam and two grass). Satellite imagery suggests the pitches ceased maintenance between 2005.
Hereford	100	Orcop Village Hall	HR2 8ET	Football	c2009	Orcop Village Hall formerly accommodated an adult pitch. The pitch has not been utilised in over 10 years, with maintenance and marking of the pitch ceasing to exist as of 2009.
Ross-on-Wye	110	Ross Rowing Club	HR9 7BU	Football	c2009	Previously accommodated one adult, one youth 11v11 and one mini 7v7 pitch. Satellite imagery suggests the pitches ceased maintenance between 2009 and 2013.
Leominster	156	Weobley Football Club	HR4 8QL	Football	2019	In early 2019 Weobley FC folded. This consequently saw the closure of its home site Weobley Football Club. The site has been disused and left unmaintained since. The site previously had one adult and one mini 7v7 pitch.

## Quality

The capacity of provision to regularly provide for competitive play, training and other activity over a season is most often determined by quality. As a minimum, the quality and therefore the capacity of provision affects the playing experience and people's enjoyment of a sport. In extreme circumstances, it can result in a facility being unable to cater for all or certain types of play during peak and off-peak times.

It is not just the quantity itself which has an effect on capacity but also the quality, standard and range of ancillary facilities. The quality of both the playing provision and the ancillary facilities will determine how sites are able to contribute to meeting demand from various groups and for different levels and types of play.

# HEREFORDSHIRE COUNCIL

## PLAYING PITCH & OUTDOOR SPORTS STRATEGY

---

The quality of all provision identified in the audit and the ancillary facilities supporting them are assessed regardless of ownership, management or availability, with non-technical assessments carried out on every site that is accessible to understand the quality of each pitch and all ancillary facilities. Along with capturing any details specific to the individual facilities and sites, a quality rating is also recorded within the audit for each. These ratings are then used to help estimate the capacity (aligned to NGB guidance) to accommodate competitive and other play within the supply and demand assessment.

In addition to undertaking non-technical assessments to assess pitch/facility quality (using the templates provided within the guidance and as determined by NGBs), users and providers have also been consulted on the quality. In some instances, the quality rating has been adjusted to reflect this.

### ***Gather demand information and views***

Presenting an accurate picture of current demand for playing pitches and outdoor sport facilities (i.e. recording how and when provision is used) is important when undertaking a supply and demand assessment. Demand for provision in the Authority tends to fall within the following categories:

- ◀ Organised competitive play
- ◀ Organised training
- ◀ Informal play

Current and future demand for provision is presented on a sport-by-sport basis within the relevant sections of this report. In addition, unmet, latent, imported and exported demand for provision is also identified within each section.

Unmet demand is existing demand that is not getting access to pitches; it is usually expressed, for example, when a team is in training but is unable to access a match pitch, or when a league has a waiting list due to a lack of pitch provision, which in turn is hindering the growth of the league. In comparison, latent demand is defined as the number of additional teams that could be fielded if access to a sufficient number of outdoor sports facilities (and ancillary provision) was available. Exported and imported demand refers to those that are playing outside of their local authority area of choice.

A variety of consultation methods were used to collate demand information. Firstly, face-to-face consultation (normally via video call due to Covid-19 restrictions) was carried out with key clubs and leagues (as identified by the Council and NGBs) from each sport, thus allowing for the collection of detailed demand information and an exploration of key issues to be interrogated and more accurately assessed. For all remaining clubs, telephone consultation or an online survey (converted to postal if required) was utilised.

As key providers and users of the sports facilities, educational establishments were also consulted. This involved telephone/video call consultation with secondary schools and an online survey being sent to primary schools, special schools and independent schools.

### ***Future demand***

Alongside current demand, it is important for a PPOSS to assess whether the future demand for provision can be met. Using Office of National Statistics (ONS) population projections and proposed housing growth, as well as likely participation growth informed through consultation, an estimate can be made of the likely future demand for the relevant facilities. Assumptions can then be made as to whether existing provision can cater for such growth.

# HEREFORDSHIRE COUNCIL PLAYING PITCH & OUTDOOR SPORTS STRATEGY

Team generation rates are used to provide an indication of how many people it may take to generate a team (by gender and age group). This ratio is then applied to population growth to help estimate the change in demand for each sport that may arise in the future. For the purposes of this study, this has been run until 2041, in line with the Herefordshire Local Plan Core Strategy Review (HLPCSR).

Other information sources that were used to help identify future demand include:

- ◀ Recent trends in participation.
- ◀ The nature of the current and likely future population and their propensity to participate.
- ◀ Feedback from clubs on plans to develop additional teams / attract additional members.
- ◀ Any local and NGB specific sports development targets.

### 1.3: Stage C: Assess the supply and demand information and views

Supply and demand information gathered is used to assess the adequacy of playing pitch and outdoor sport provision in Herefordshire and to identify key issues, challenges and aspirations. This forms the basis of this report.

#### ***Understand the situation at individual sites***

Qualitative ratings are linked to a capacity rating derived from NGB guidance and tailored to suit a local area. For playing pitch sports, the quality and use of each pitch is assessed against recommended capacity to indicate how many match equivalent sessions per week (per season for cricket) a pitch could accommodate.

This is then compared to the number of matches actually taking place and categorised as follows, to identify:

- ◀ Potential spare capacity: Play is below the level the site could sustain.
- ◀ At capacity: Play is at a level the site can sustain.
- ◀ Overused: Play exceeds the level the site can sustain.

As a guide, the FA, RFU and ECB have set a standard number of matches that each grass pitch type should be able to accommodate without adversely affecting its quality.

*Table 1.2: Capacity of playing pitches*

Sport	Pitch type	No. of match equivalent sessions		
		Good	Standard	Poor
Football	Adult pitches	3 per week	2 per week	1 per week
	Youth pitches	4 per week	2 per week	1 per week
	Mini pitches	6 per week	4 per week	2 per week
Rugby union	Natural Inadequate (D0)	2 per week	1.5 per week	0.5 per week
	Natural Adequate (D1)	3 per week	2 per week	1.5 per week
	Pipe Drained (D2)	3.25 per week	2.5 per week	1.75 per week
	Pipe and Slit Drained (D3)	3.5 per week	3 per week	2 per week
Cricket	One grass wicket	5 per season	4 per season	0 per season
	One synthetic wicket	60 per season	60 per season	60 per season
Hockey	One AGP	4 matches per day	4 matches per day	0 matches per day

## HEREFORDSHIRE COUNCIL PLAYING PITCH & OUTDOOR SPORTS STRATEGY

---

For non-pitch sports, capacity is not linked to the number of matches taking place but rather the number of members (and other users) attracted to a site. For example, for tennis, a floodlit hard court is said to have capacity for 60 members, whereas a non-floodlit hard court has capacity for 40 members (this varies for grass courts). Other sport specific capacity guidance is detailed within the relevant sections of this report.

### ***Develop the current picture of provision***

Once capacity is determined on a site-by-site basis, actual spare capacity is calculated on an Authority wide and an area-by-area basis via further interrogation of peak period demand. This then identifies whether there is overall spare capacity of provision or whether there is a shortfall.

Although spare capacity may be identified at some sites and in some areas, it does not necessarily mean that there is surplus provision. For example, spare capacity may not be available when it is needed (actual spare capacity), or a site may be retained in a 'strategic reserve' to enable rotation and to reduce wear and tear. Additionally, the rurality of Herefordshire plays a significant role in spare capacity and the sustainability of sites with accessibility (drive times) being deemed important.

### ***Identify the key findings and issues***

By completing the aforementioned steps, it is possible to identify several findings and issues relating to the supply, demand and adequacy of playing pitch and outdoor sport provision. This report therefore seeks to identify and present such key information on a sport-by-sport basis prior to the development of the Strategy and Action Plan for the Authority.

### ***Develop the future picture of provision (scenario testing)***

Modelling scenarios to assess whether existing provision can cater for unmet, latent, exported and future demand is made after the capacity analysis. As such, most of the scenario testing generally occurs in the Strategy report that proceeds from this document and therefore does not form part of the Assessment Report.

### **PART 2: FOOTBALL**

#### **2.1: Introduction**

The organisation primarily responsible for the development of football in Herefordshire is Herefordshire FA (HFA). It is also responsible for the administration, in terms of discipline, rules and regulations, cup competitions and representative matches, development of clubs and facilities, volunteers, referees, coaching courses and delivering national football schemes.

This section of the report focuses on the supply and demand for grass football pitches. Part 3 captures supply and demand for third generation pitches (3G pitches) which are the preferred AGP (artificial grass pitch) surface type for football. In future, it is anticipated that there will be a growing demand for the use of 3G pitches for competitive football fixtures, especially to accommodate mini and youth football.

#### ***Local Football Facility Plans (LFFPs)***

To support in delivery of both the current and superseding FA National Game Strategy (NGS), the FA completed (2020) a nationwide consultancy project, namely the Local Football Facility Plan (LFFP) for every local authority across England. Each plan is unique to its area as well as being diverse in its representation.

The LFFP is strategically aligned to the National Football Facilities Strategy (NFFS); a 10-year plan to change the landscape of football facilities in England. The NFFS represents a major funding commitment from the national funding partners (the FA, Premier League, DCMS and the Football Foundation (FF)) to inform and direct an estimated one billion pounds of investment into football facilities over the next ten years.

Each LFFP builds upon PPOSS findings (where present and current) regarding the formal and affiliated game, also includes strategic priorities for investment across small sided football (recreational and informal including indoors). The LFFP also incorporates consultations with groups outside of formal football, as well as under-represented communities. This could include those which may be key partners with regards to football for behavioural change and groups which may be key drivers of FA NGS priorities around participation in the likes of women and girls' football, disability football and futsal.

LFFPs identify key projects to be delivered and act as an investment portfolio for projects that require funding.

It is important to recognise that the LFFP is an investment portfolio of priority projects for potential investment - it is not a detailed supply and demand analysis of all pitch provision in a local area. Consequently, it cannot be used in place of a PPOSS and is not an accepted evidence base for site change of use or disposal. A LFFP will, however, build on available/existing local evidence and strategic plans and may adopt relevant actions from a PPOSS and/or complement these with additional investment priorities.

The LFFP for Herefordshire was produced in 2019 and identifies priority projects for investment. As an investment portfolio, the LFFP is not a detailed supply and demand analysis of all pitch provision in a local area.

As a result, the LFFP will need updating in line with findings from the 2022 Playing Pitch Strategy in due course.



# HEREFORDSHIRE COUNCIL PLAYING PITCH & OUTDOOR SPORTS STRATEGY

## Consultation

In addition to online consultation with key football clubs, an electronic survey was sent to all clubs playing within Herefordshire. Contact details were provided by HFA and the invitation to complete the survey was distributed via email. Through both online meetings, telephone interviews and survey responses, a 50% club response rate was obtained resulting in a 78% team response rate (225 teams out of 288). The following large clubs responded to consultation:

- ◀ Belmont Wanderers FC
- ◀ Hereford Lads Club Seniors / Youth
- ◀ Hereford Pegasus FC
- ◀ Ross Juniors FC
- ◀ Ledbury Swifts FC

It should be noted that information, where appropriate, from consultation with parish and town councils has also been factored into the report.

## 2.2: Supply

The audit identifies a total of 197 grass football pitches within Herefordshire across 101 sites. Of these, 130 pitches are available (as seen in the table below), at some level, for community use across 47 sites. All unavailable pitches are located at education sites.

As can be seen below, distribution of community available pitches across the Authority is heavily centred around the Hereford Analysis Area with 57% in this Area. The Bromyard (2%) and Golden Valley (2%) areas have limited supply, whilst the rest of the pitch stock is split relatively evenly across the remaining areas.

Table 2.1: Summary of grass football pitches available to the community

Analysis area	Available for community use					Totals
	Adult	Youth 11v11	Youth 9v9	Mini 7v7	Mini 5v5	
Bromyard	3	-	-	-	-	3
Golden Valley	1	-	1	-	-	2
Hereford	22	5	15	17	15	74
Kington	4	1	2	1	3	11
Ledbury	4	1	3	4	1	13
Leominster	3	3	2	2	2	12
Ross-on-Wye	3	2	3	4	3	15
<b>Herefordshire</b>	<b>40</b>	<b>12</b>	<b>26</b>	<b>28</b>	<b>24</b>	<b>130</b>

Most available pitches across Herefordshire are adult size (40 pitches) which is, in part, due to youth 11v11 teams playing on adult pitches. This is not ideal for youth players at U13-U16 level and is not in line with the FA Youth Review. Just 12 available pitches are youth 11v11 size representing 9% of the available supply in Herefordshire which is comparable in relation to the proportion of youth teams (63 teams – 22% of all teams) which should be playing matches on this size pitch.

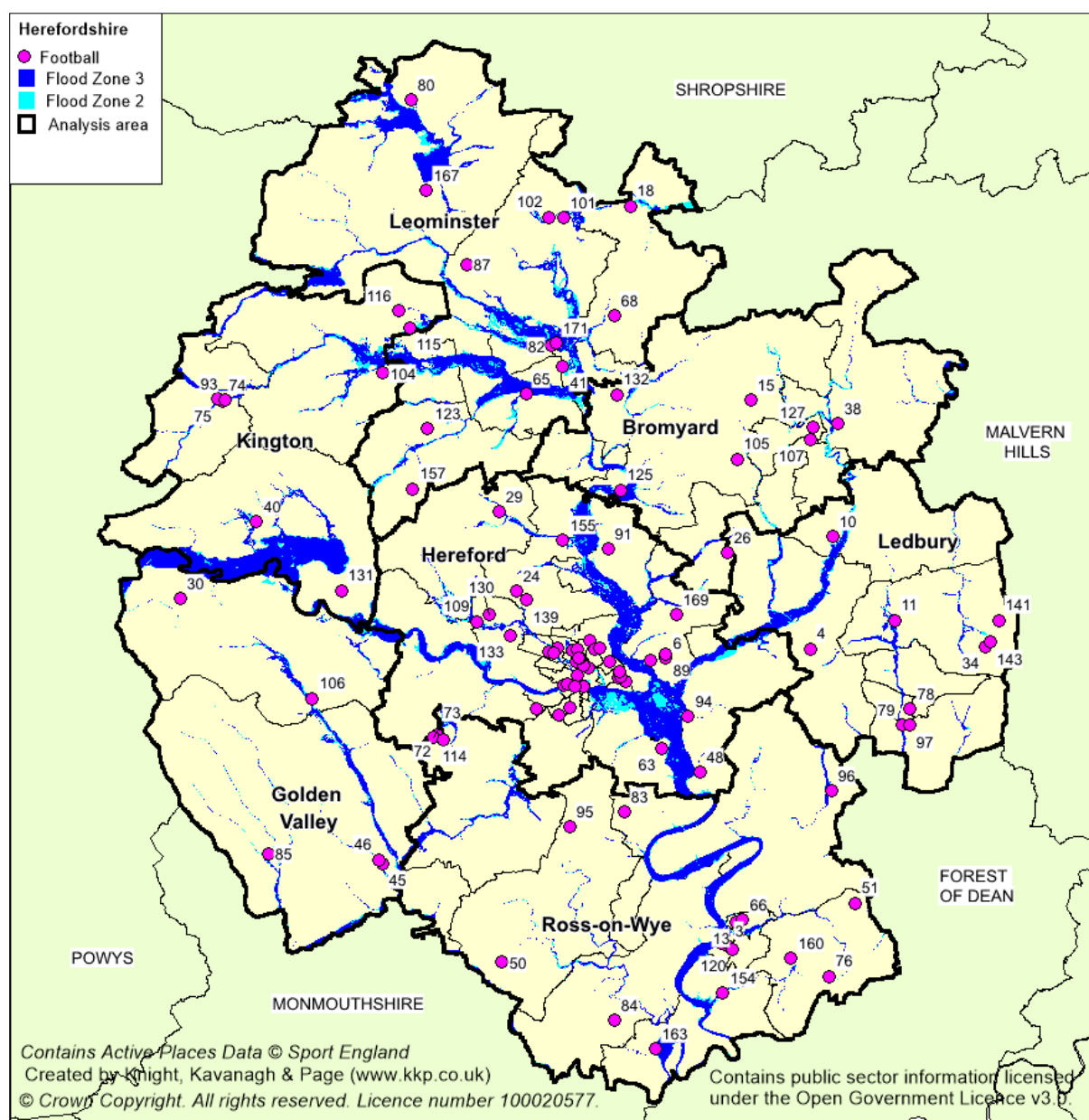
In accordance with the FA Youth Review, U17 and U18 teams can play on adult pitches. The FA's recommended pitch size for adult football is 100x64 metres. Please refer to the table below for more detail.

# HEREFORDSHIRE COUNCIL PLAYING PITCH & OUTDOOR SPORTS STRATEGY

Table 2.2: Recommended pitch sizes

Format	Age group	Recommended pitch size (metres)
Adult	U17s+	100 x 64
Youth 11v11	U15s-U16s	91 x 55
	U13s-U14s	82 x 50
Youth 9v9	U11s-U12s	73 x 46
Mini 7v7	U9s-U10s	55 x 37
Mini 5v5	U7s-U8s	37 x 27

Figure 2.1: Location of football pitches in Herefordshire



# HEREFORDSHIRE COUNCIL PLAYING PITCH & OUTDOOR SPORTS STRATEGY

Figure 2.2: Location of football pitches in Hereford Analysis Area

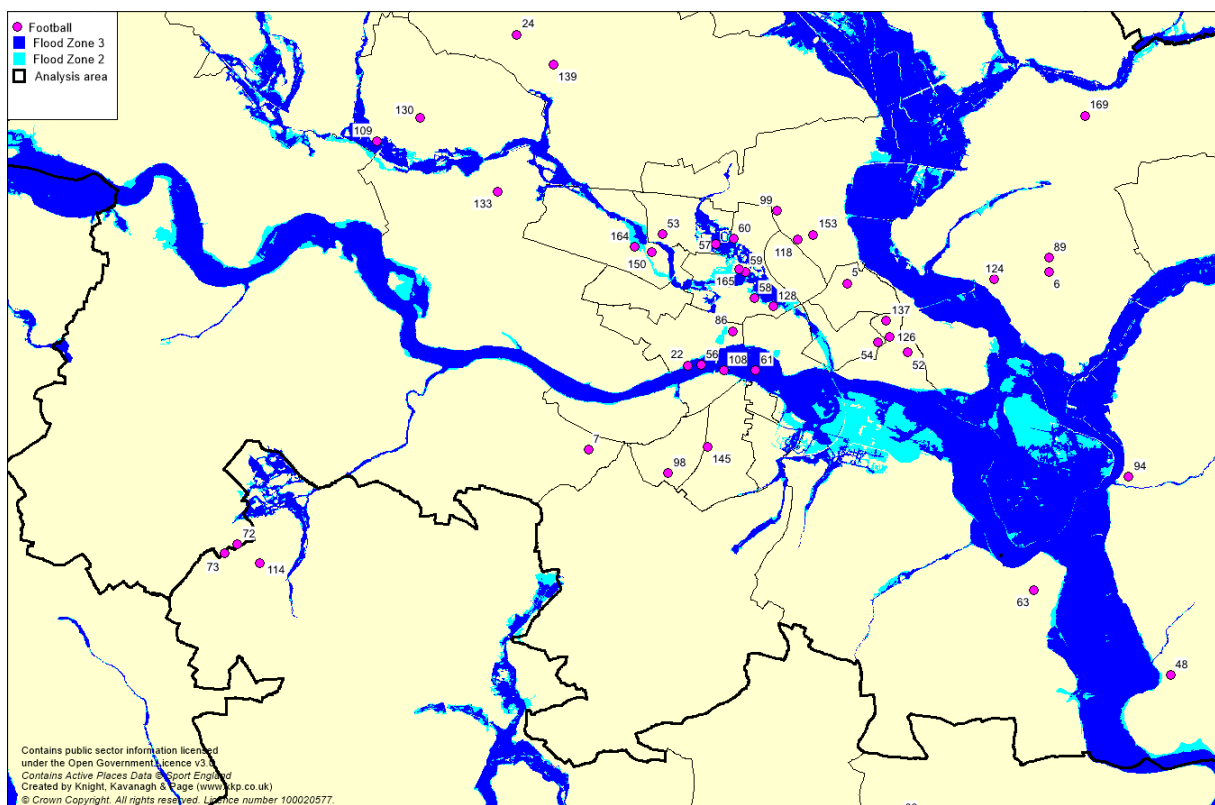


Table 2.3: Key to map

Analysis area	Site ID	Site name	Postcode	Community use (Yes/No/Recreational)
Bromyard	15	Bredenbury Primary School	HR7 4TF	No
Bromyard	26	Burley Gate C of E Primary School	HR1 3QR	No
Bromyard	38	Delahay Meadow	HR7 4NT	Yes
Bromyard	105	Pencombe C E Primary School	HR7 4SH	No
Bromyard	107	Queen Elizabeth High School	HR7 4QS	Yes
Bromyard	125	St Michael's C of E Primary School	HR1 3JU	No
Bromyard	127	St Peter's Primary School	HR7 4UY	No
Bromyard	132	Stoke Prior Primary School	HR6 0ND	No
Bromyard	162	Whitbourne Playing Field	WR6 5RN	Recreational
Golden Valley	30	Cilfford Primary School	HR3 5HA	No
Golden Valley	39	Dorstone Playing Field	HR3 6AW	Recreational
Golden Valley	45	Ewyas Harold Primary School	HR2 0EY	No
Golden Valley	46	Ewyas Harold Recreation Ground	HR2 0JD	Yes
Golden Valley	85	Longtown Community Primary School	HR2 0LE	No
Golden Valley	106	Peterchurch Primary School	HR2 0RP	No
Hereford	1	Allpay Park - Moorhouse	HR4 9NA	Yes
Hereford	5	Aylestone School	HR1 1HY	Yes
Hereford	6	Bartestree And Lugwardine Playing Fields	HR1 4BU	Yes
Hereford	7	Belmont Abbey	HR2 9RZ	Yes

## HEREFORDSHIRE COUNCIL PLAYING PITCH & OUTDOOR SPORTS STRATEGY

Analysis area	Site ID	Site name	Postcode	Community use (Yes/No/Recreational)
Hereford	22	Broomy Hill	HR4 0LJ	Yes
Hereford	24	Burghill Community Academy	HR4 7RP	No
Hereford	29	Canon Pyon CE Academy	HR4 8PF	No
Hereford	48	Fownhope Recreation Field	HR1 4PJ	Yes
Hereford	52	Gorsty Lane	HR1 1UN	Yes
Hereford	53	Grandstand Road Park	HR4 9JF	Yes
Hereford	54	Hampton Dene Primary School	HR1 1RT	No
Hereford	56	Hereford Cathedral School Pitches	HR4 0PH	Yes
Hereford	57	Hereford City Sports Club	HR4 9NG	Yes
Hereford	58	Hereford FC (Edgar Street)	HR4 9JU	Yes
Hereford	59	Hereford Lads Club	HR4 9NA	Yes
Hereford	60	Hereford Leisure Centre	HR4 9UD	Yes
Hereford	61	Hereford Leisure Pool (King George V Playing Fields)	HR2 7RQ	Yes
Hereford	63	Holme Lacy Playing Field	HR2 6JY	Yes
Hereford	72	Kingstone Academy	HR2 9HJ	No
Hereford	86	Lord Scudamore Academy	HR4 0AS	Yes
Hereford	89	Lugwardine Primary Academy	HR1 4DH	No
Hereford	91	Marden Primary Academy	HR1 3EW	Yes
Hereford	94	Mordiford C of E Primary School	HR1 4LW	No
Hereford	98	Newton Farm	HR2 7TD	Yes
Hereford	99	Old School Lane (Pegasus Juniors)	HR1 1EX	Yes
Hereford	108	Riverside Primary School	HR2 7JF	No
Hereford	109	Roman Park - Credenhill	HR4 7DW	Yes / Recreational
Hereford	118	St Francis Xavier's Primary School	HR1 1DT	No
Hereford	124	St Mary's RC High School	HR1 4DR	No
Hereford	126	St Paul's C of E Primary School	HR1 1UX	Yes
Hereford	128	St Thomas Cantilupe C of E Academy	HR1 2DY	No
Hereford	130	St. Marys C of E Primary School	HR4 7DW	No
Hereford	133	Stretton Sugwas Academy	HR4 7AE	No
Hereford	137	The Bishop of Hereford's Bluecoat School	HR1 1UU	No
Hereford	139	The Copse (Burghill Community Playing Fields)	HR4 7RW	Yes
Hereford	145	The Hereford Academy	HR2 7NG	Yes
Hereford	150	Trinity Primary School	HR4 0NU	No
Hereford	153	Victoria Park (Hereford)	HR1 1AH	Yes
Hereford	155	Wellington Playing Field	HR4 8AZ	Yes
Hereford	164	Whitecross High School Hereford	HR4 0RN	No
Hereford	165	Widemarsh Common (Hereford)	HR4 9NA	Yes
Hereford	168	Withington Fields	HR1 3PX	Recreational
Hereford	169	Withington Primary School	HR1 3QE	No
Kington	40	Eardisley C of E Primary School	HR3 6NS	No
Kington	74	Kington Recreation Ground	HR5 3AW	Yes

# HEREFORDSHIRE COUNCIL PLAYING PITCH & OUTDOOR SPORTS STRATEGY

Analysis area	Site ID	Site name	Postcode	Community use (Yes/No/Recreational)
Kington	75	Lady Hawkins Community Leisure Centre	HR5 3AG	Yes
Kington	93	Mill Street (Kington Town FC)	HR5 3AL	Yes
Kington	104	Pembridge C Of E Primary School	HR6 9EA	No
Kington	115	Shobdon Airfield	HR6 9NR	Yes
Kington	116	Shobdon Primary School	HR6 9LX	No
Kington	131	Staunton-On-Wye Endowed Primary School	HR4 7LT	Yes
Ledbury	4	Ashperton Primary Academy	HR8 2SE	No
Ledbury	10	Bishops Frome Sports Ground	WR6 5DA	Yes
Ledbury	11	Bosbury C of E Primary School	HR8 1PX	No
Ledbury	34	Colwall Football Pitch	WR13 6EF	Yes
Ledbury	78	Ledbury Primary School	HR8 2BE	No
Ledbury	79	Ledbury Rugby Club	HR8 2LP	Yes
Ledbury	97	New Street Football Club (Ledbury Town FC)	HR8 2EL	Yes
Ledbury	142	The Downs - Malvern College Sports Field	WR13 6EX	No
Ledbury	143	The Elms School	WR13 6EF	No
Leominster	18	Brimfield and Little Hereford Sports Club	SY7 0DH	Yes / Recreational
Leominster	27	Bury Lane Community Field	HR6 9US	Recreational
Leominster	41	Earl Mortimer College and Sixth Form Centre	HR6 8JJ	No
Leominster	65	Ivington C of E Primary School	HR6 0JH	No
Leominster	68	Kimbolton St James C of E Primary School	HR6 0HQ	No
Leominster	80	Leintwardine Primary School	SY7 0LL	No
Leominster	82	Leominster Town FC (Bridge Street Sports Park)	HR6 8EA	Yes
Leominster	87	Lucton School	HR6 9PN	No
Leominster	101	Orleton C Of E Primary School	SY8 4HQ	No
Leominster	102	Orleton Recreation Ground	SY8 4HW	Yes
Leominster	123	St Mary's Primary School	HR4 8HR	No
Leominster	157	Weobley High School	HR4 8ST	No
Leominster	167	Wigmore Primary School	HR6 9UN	No
Leominster	171	Leominster FC	HR6 8EA	Yes
Ross-on-Wye	3	Ashfield Park Primary School	HR9 5AU	No
Ross-on-Wye	13	Brampton Abbots C of E Primary School	HR9 7FX	No
Ross-on-Wye	50	Garway Primary School	HR2 8RQ	No
Ross-on-Wye	51	Gorsley Goffs Primary School	HR9 7SE	Yes
Ross-on-Wye	66	John Kyrle Academy	HR9 7ET	Yes
Ross-on-Wye	73	Kingstone and Thrupton Primary School	HR2 9HJ	No
Ross-on-Wye	76	Lea C of E Primary School	HR9 7JY	No
Ross-on-Wye	83	Little Dewchurch C of E Primary School	HR2 6PN	No
Ross-on-Wye	84	Llangrove CE Academy	HR9 6EZ	No
Ross-on-Wye	95	Much Birch C of E Primary School	HR2 8HL	No

# HEREFORDSHIRE COUNCIL PLAYING PITCH & OUTDOOR SPORTS STRATEGY

Analysis area	Site ID	Site name	Postcode	Community use (Yes/No/Recreational)
Ross-on-Wye	96	Much Marcle C of E Primary School	HR8 2LY	No
Ross-on-Wye	112	Ross-On-Wye Sports Centre	HR9 5JA	Yes
Ross-on-Wye	114	Seven Site	HR2 9ER	Yes / Recreational
Ross-on-Wye	120	St Joseph's RC Primary School	HR9 5AW	No
Ross-on-Wye	151	Tudor Park	HR9 5UQ	Recreational
Ross-on-Wye	154	Walford Primary School	HR9 5SA	No
Ross-on-Wye	160	Weston-Under-Penyard Village Hall and Recreation Ground	HR9 7PA	Yes
Ross-on-Wye	163	Whitchurch C of E Primary School	HR9 6DA	No

## **Disused sites**

It should be noted that any additional disused sites that are not captured within the audit are still required to meet Sport England National Planning Policy Framework if subject to loss and are not necessarily surplus to requirements. More details surrounding the below listed sites, including their location, can be found in Part 1: Introduction and Methodology (Table 1.1).

Bringsty Common previously accommodated an adult pitch, however, is now considered a disused site, having not been maintained nor marked since *circa* 2009. It should be noted that satellite imagery suggests goalposts were still installed in 2021.

Orcop Village Hall formerly accommodated an adult pitch. The pitch has not been utilised in over 10 years, with maintenance and marking of the pitch ceasing to exist as of 2009. The pitch and the site are classified as disused.

Ross Rowing Club is a disused site which previously accommodated one adult, one youth 11v11 and one mini 7v7 pitch. Satellite imagery suggests the pitches ceased maintenance between 2009 and 2013.

In early 2019 Weobley FC folded. This consequently saw the closure of its home site Weobley Football Club. The site has been disused and left unmaintained since. The site previously had one adult and one mini 7v7 pitch.

## **Unused provision**

In addition, the following sites are known to have previously been marked with more football pitches than they currently provide, or no longer have football pitches onsite, however other activity takes place on the site and therefore the site as a whole cannot be considered disused.

There has previously been an adult pitch marked at Berryfield Woolhope Playing Fields (Ross-on-Wye Analysis Area – HR1 4QZ), alongside grass cricket square provision, which is still active, and therefore the site is not disused. The pitch currently has goalposts installed though has had no formal line markings since 2013.

In recent years, Hereford Leisure Pool (King George V Playing Fields), located in the Hereford Analysis Area (HR2 7RQ) has accommodated a further two youth pitches, along with two adult pitches which are currently still actively used. Satellite evidence suggests that the goalposts for these pitches were removed around 2018 and the pitches have become disused since. It should be noted that this site was identified in the aforementioned LFFP for grass pitch improvements as well as the development of a Multi-Use Games Area (MUGA)

# HEREFORDSHIRE COUNCIL PLAYING PITCH & OUTDOOR SPORTS STRATEGY

Hereford Leisure Centre currently accommodates one adult, two youth 11v11 and two youth 9v9 pitches, however, it has previously also accommodated a further adult pitch. This pitch has not been used for several years due to a lack of demand and is considered unused.

Delahay Meadows (Bromyard Analysis Area – HR7 4NT) has previously maintained up to three adult pitches. However, since 2013, two of the pitches have not been marked or maintained and are now classified as disused pitches. Work done on the grass pitches could be undertaken to bring the pitches back into use if required.

## **Informal pitches**

There are nine sites identified that do not have official football pitches marked out but could have the capacity to provide pitches if required. Many of these sites contain a solitary goalpost or goalposts of an unofficial size and receive high levels of informal use.

*Table 2.4: Summary of recreational pitches across the Authority*

Analysis area	Site ID	Site name	Post code	Pitches onsite
Bromyard	162	Whitbourne Playing Field	WR6 5RN	1 x Youth 9v9
Golden Valley	39	Dorstone Playing Field	HR3 6AW	1 x Adult
Hereford	109	Roman Park - Credenhill	HR4 7DW	1 x Mini 7v7
Hereford	168	Withington Fields	HR1 3PX	1 x Adult
				1 x Mini 7v7
Hereford	205	Canon Pyon Parish Hall	HR4 8PE	1 x Adult
Leominster	18	Brimfield and Little Hereford Sports Club	SY8 4BG	1 x Adult
Leominster	27	Bury Lane Community Field	HR6 9US	1 x Adult
Ross-on-Wye	114	Seven Site (Kingstone)	HR2 9ER	1 x Adult
Ross-on-Wye	151	Tudor Park	HR9 5UQ	1 x Mini 7v7

## **Future developments**

Ledbury Swifts FC and Ledbury Town FC (Ledbury Analysis Area) are currently working with the Council and Ledbury Town Council regarding developing an area of land, adjacent to its current site (Ledbury Rugby Club). Ledbury Swifts FC has outgrown its site, which it shares with Ledbury RFC, and requires additional pitches and ancillary provision to meet its growing levels of demand.

In comparison Ledbury Town FC, currently at New Street, may relocate to the new piece of land due to its site being developed for housing.

The land, known as Land South of Little Marcle Road, is identified in the draft Ledbury Neighbourhood Development Plan (2021-2031)<sup>4</sup> under Policy CL2.2 to be used for playing fields to support the need of the Town over the plan period. It should be noted that a partial area of this land has previously been marked for rugby union pitches (*circa* 2013); however, this has since returned back to its original designation of agricultural land. This is the reason it cannot be considered disused playing field provision.

It should be worth noting that in bringing both clubs (Ledbury Swifts FC and Ledbury Town FC) together on one site it aims to provide Ledbury with a dedicated football hub using relocation costs (£106/Grants) arising from the development of New Street.

<sup>4</sup><https://www.herefordshire.gov.uk/downloads/file/23400/draft-neighbourhood-development-plan-january-2022>

## HEREFORDSHIRE COUNCIL PLAYING PITCH & OUTDOOR SPORTS STRATEGY

---

Developing the site would require planning permission and securing relevant funding. The Council reports it is seeking potential S106 monies to contribute to the creation of the facility, whereas Ledbury Swifts FC will be seeking to secure grant monies to support the project.

If successful, all football demand at Ledbury Rugby Club, will relocate to the new site. This will allow for Ledbury RFC to establish additional pitches where the football pitches are currently located.

Belmont Wanderers FC is currently working towards the development of its home site, Newton Farm (Hereford Analysis Area – HR2 7TD). The Club regularly meets with the Football Foundation and HFA to navigate through a Stronger Towns<sup>5</sup> bid with the exact scope of the works required to be determined. This being said there are aspirations from the Club for this development to include the creation of a full size 3G pitch, in replacement of one of the onsite grass pitches.

The proceeding Strategy & Action Plan document will explore if this is strategically required, in addition to if it is feasible and does not displace current users from the site.

The aforementioned unused adult pitch at Hereford Leisure Centre is currently subject to an ongoing planning application (220369) for a proposed installation of a new 1.03km closed circuit cycle track with associated external works including perimeter fencing, learn to ride areas, skill based off road areas and perimeter lighting. If approved, the development of the unused adult pitch will need to meet Sport England and NPPF guidelines.

Ross Juniors FC (Ross-on-Wye Analysis Area) reports that for the Club to continue its growth, it is likely that additional pitches will be required. It suggests that there are a number of teams requiring youth 11v11 pitches as of the 2022/23 season. It currently has land south of the current pitches at Ross-on-Wye Sports Centre which it could bring into use for additional pitches. It suggests that to get this facility up to a usable standard it would cost around £25,000 and would require funding to support this development. It should be noted that both Ross-on-Wye Sports Centre and the land south of this site are located within the flood zone.

### ***Pitch quality***

The quality of football pitches across Herefordshire have been assessed via a combination of site visits (using non-technical assessments as determined by the FA<sup>6</sup>) and user consultation to reach and apply an agreed rating as follows:

- ◀ Good
- ◀ Standard
- ◀ Poor

The percentage parameters used for the non-technical assessments were as follows: Good (>80%), Standard (50-80%), Poor (<50%). The final quality ratings assigned to the sites also take into account the user quality ratings gathered from consultation.

Pitch quality primarily influences the carrying capacity of a site; often pitches lack the drainage and maintenance necessary to sustain levels of use. Pitches that receive little to no ongoing repair or post-season remedial work are likely to be assessed as poor, therefore limiting the number of games they are able to accommodate each week without it having a detrimental effect on quality. Conversely, well maintained pitches that are tended to regularly are likely to be of a higher standard and capable of taking a number of matches without a significant reduction in surface quality.

---

<sup>5</sup> <https://www.gov.uk/government/publications/stronger-towns-fund>

<sup>6</sup> See Appendix 2 for the non-technical assessment for football pitches



## HEREFORDSHIRE COUNCIL PLAYING PITCH & OUTDOOR SPORTS STRATEGY

The table below summarises the quality of pitches that are available for community use in Herefordshire. In total, 49 pitches are rated as standard quality and 65 as poor quality with just 16 pitches rated as good quality.

Table 2.5: Pitch quality assessments (community use pitches)

Analysis area	Adult pitches			Youth pitches			Mini pitches		
	Good	Standard	Poor	Good	Standard	Poor	Good	Standard	Poor
Bromyard	-	1	2	-	-	-	-	-	-
Golden Valley	-	-	1	-	-	1	-	-	-
Hereford	2	11	9	2	13	5	2	16	14
Kington	1	-	3	-	-	3	-	-	4
Ledbury	1	2	1	-	2	2	-	3	2
Leominster	-	-	3	-	-	5	-	-	4
Ross-on-Wye	1	-	2	3	1	1	4	-	3
<b>Herefordshire</b>	<b>5</b>	<b>14</b>	<b>21</b>	<b>5</b>	<b>16</b>	<b>17</b>	<b>6</b>	<b>19</b>	<b>27</b>

Most poor quality pitches are generally located at education, parish or town council sites. These sites often receive limited amounts of dedicated maintenance due to budgetary restraints with often pitches only receiving grass cutting and line marking.

In addition, education pitches are heavily used for community, curricular and extracurricular activities meaning they have less time to remediate, whereas parish and town council pitches are open to the public and suffer from dog fouling and unauthorised usage.

The table below identifies the following community available sites which accommodate at least one poor quality pitch.

Table 2.6: Summary of community available poor quality pitch

Analysis area	Site ID	Site name	Postcode	Poor quality provision on the site
Bromyard	107	Queen Elizabeth High School	HR7 4QS	Two adult pitches.
Golden Valley	46	Ewyas Harold Recreation Ground	HR2 0JD	One adult pitch overmarked by a youth 9v9 pitch.
Hereford	6	Bartestree And Lugwardine Playing Fields	HR1 4BU	One adult, one youth 9v9, one mini 7v7 and three mini 5v5 pitches.
Hereford	48	Fownhope Recreation Field	HR1 4PJ	One adult pitch.
Hereford	52	Gorsty Lane	HR1 1UN	One mini 5v5, one mini 7v7 overmarked by a mini 5v5 and one youth 9v9 overmarked by a mini 7v7 pitch.
Hereford	53	Grandstand Road Park	HR4 9JF	One adult and one mini 5v5 pitch.
Hereford	61	Hereford Leisure Pool (King George V Playing Fields)	HR2 7RQ	Two adult pitches.
Hereford	63	Holme Lacy Playing Field	HR2 6JY	One adult pitch.
Hereford	86	Lord Scudamore Academy	HR4 0AS	One mini 5v5 pitch.

## HEREFORDSHIRE COUNCIL PLAYING PITCH & OUTDOOR SPORTS STRATEGY

Analysis area	Site ID	Site name	Postcode	Poor quality provision on the site
Hereford	126	St Paul's C of E Primary School	HR1 1UX	Two mini 7v7 pitches.
Hereford	139	The Copse (Burghill Community Playing Fields)	HR4 7RW	One adult pitch.
Hereford	153	Victoria Park (Hereford)	HR1 1AH	One adult and one youth 9v9.
Kington	74	Kington Recreation Ground	HR5 3AW	One adult, one youth 9v9 and one mini 5v5 pitch.
Kington	75	Lady Hawkins Community Leisure Centre	HR5 3AG	One adult and one youth 11v11 pitch.
Kington	115	Shobdon Airfield	HR6 9NR	One adult and one youth 9v9 overmarked a mini 7v7 and mini 5v5 pitch.
Kington	131	Staunton-On-Wye Endowed Primary School	HR4 7LT	One mini 5v5 pitch.
Ledbury	10	Bishops Frome Sports Ground	WR6 5DA	One youth 11v11, one youth 9v9 and two mini 7v7 pitches.
Ledbury	34	Colwall Football Pitch	WR13 6EF	One adult pitch.
Leominster	18	Brimfield and Little Hereford Sports Club	SY8 4BG	One adult pitch.
Leominster	82	Leominster Town FC (Bridge Street Sports Park)	HR6 8EA	One adult pitch.
Leominster	102	Orleton Recreation Ground	SY8 4HW	One adult overmarked by a mini 7v7, one youth 11v11 and one youth 9v9 pitch.
Leominster	171	Leominster FC	HR6 8EA	Two youth 11v11, one youth 9v9, one mini 7v7v and one mini 5v5 pitch.
Ross-on-Wye	51	Gorsley Goffs Primary School	HR9 7SE	Two mini 5v5 pitches.
Ross-on-Wye	114	Seven Site	HR2 9ER	One adult pitch.
Ross-on-Wye	160	Weston-Under-Penyard Village Hall and Recreation Ground	HR9 7PA	One adult, one youth 9v9 and one mini 7v7 pitch.

Specific comments relating to the pitch conditions at individual sites can be seen in the table below. These are either taken from club consultation or recorded during the site assessments.

Table 2.7: Summary of pitch quality comments

Analysis area	Site ID	Site name	Club	Comments
Hereford	52	Gorsty Lane	Tupsley Girls FC	Pitches are affected by poor drainage with standing water often present after rain. Maintained by Club. When dry pitches can be of good quality.
Hereford	56	Hereford Cathedral School Pitches	Hinton FC	Pitches are along the riverbank in a flood zone and are often flooded. This affects the quality of the pitches.

## HEREFORDSHIRE COUNCIL PLAYING PITCH & OUTDOOR SPORTS STRATEGY

Analysis area	Site ID	Site name	Club	Comments
Hereford	98	Newton Farm	Belmont Wanderers FC	Pitches have had investment to improve quality. Pitches drain well, however, have issues with grass growth. Open access site, which has affected the improvement of pitches.
Hereford	99	Old School Lane (Pegasus Juniors)	Hereford Pegasus FC	Pitches quality have improved after the Club secured funding from the FF to improve their condition.
Hereford	153	Victoria Park (Hereford)	Tupsley Girls FC	Pitches are poor quality. Maintenance believed to be limited, and the pitches could do with investment to increase the quality.
Hereford	155	Wellington Playing Field	Wellington FC	Junior games have been cancelled due to standing water on junior pitches.
Leominster	102	Orleton Recreation Ground	Orleton Youth	Pitches suffer from poor drainage.
Leominster	82	Leominster Town FC (Bridge Street Sports Park)	Leominster Town FC	Pitches are part of public open space and during the Covid-19 pandemic received extensive public use, which the Club reports has decreased the quality of pitches.
Ross-on-Wye	112	Ross-On-Wye Sports Centre	Ross Juniors	Pitch quality has improved after the Club secured funding from the FF to improve their condition. Pitches are located in a flood zone and are often flooded.

### *PitchPower Assessment Tool*

The football funding partners (Premier League, The FA, Sport England, Football Foundation and Department for Culture, Media and Sport) are increasing efforts to improve the quality of grass pitches in England with the launch of the PitchPower app. Launched in 2020 alongside the Football Foundation Pitch Preparation Fund, The app is a new digital self-assessment tool to allow reports and recommendations to be made more quickly and easily once submitted for review by GMA regional pitch advisors.

The tool across mobile app and desktop is open to access by all providers, for example, clubs, schools and local authorities. Following a PitchPower Assessment Report, organisations can work towards the recommended dedicated maintenance regime identified to improve the quality of their pitches.

Eligible clubs and organisations can also utilise the report as an evidence base to acquire potential funding streams, for example, to obtain the required maintenance equipment, such as through the Grass Pitch Maintenance Fund.

Furthermore, the Football Foundation also launched a new Groundskeeping Community online platform in 2019 which provides a resource of expert advice for grounds staff, enabling them to connect with peers, discover new tips and tricks and share advice on best industry practice. Users can seek guidance from the GMA regional pitch advisors, who are available to answer questions and update members on changes to industry standards.

# HEREFORDSHIRE COUNCIL

## PLAYING PITCH & OUTDOOR SPORTS STRATEGY

---

### *Football Foundation Grass Pitch Maintenance Fund <sup>7</sup>*

With quality of grass pitches becoming one of the biggest influences on participation in football, the FA has made it a priority to work towards improving quality of grass pitches across the country. This has resulted in the creation of the Grass Pitch Maintenance Fund. As part of this, grass pitches identified as having quality issues undergo a pitch inspection from a member of the Grounds Management Association (GMA, formerly Institute of Groundsmanship).

The FA in partnership with the Grounds Management Association (GMA) has developed a Grass Pitch Maintenance Fund with the simple aim of improving the quality of grass pitches. The key principles behind the service are to provide members of the programme with advice/practical solutions via a Grass Pitch Assessment Report which will also identify the key enhanced maintenance works required along with machinery requirements.

Following a Grass Pitch Assessment Report, clubs can work towards the recommended dedicated maintenance regime identified to improve the quality of their pitches. Clubs can also utilise the report as an evidence base to acquire potential funding streams to obtain the relevant maintenance equipment.

Once a Grass Pitch Assessment Report has been produced for the site, clubs are then eligible to apply for Grass Pitch Funding through the Football Foundation through the Grass Pitch Maintenance Fund, a fund offering six-year tapered grants to help clubs enhance or sustain the quality of their grass pitches. The fund is a key part of the Football Foundation's Grass Pitch Improvement Programme - an ambition to deliver 20,000 quality grass pitches by 2030. If a site is categorised as 'poor' or 'basic' then clubs can apply for funding to enhance pitch quality, whilst clubs with good or standard quality pitches can also apply for a lower level of funding to sustain quality.

All applicants must have the required security of tenure and have received a PitchPower Pitch Assessment Report, with the fund currently open to football clubs, leagues, charities (with an annual turnover of under £500,000), National League System Clubs at Steps 1-6 and Regional Feeder Leagues. Local authorities are not currently eligible applicants, however, clubs, leagues and charitable organisations using local authority sites can apply provided they have security of tenure.

Although local authorities are not presently eligible for the Grass Pitch Maintenance Fund, the Football Foundation is currently exploring other options and ways in which it can support local authorities to improve Council managed provision. It is presently inviting expressions of interest from local authorities across the Country to be part of a pilot programme for investment into pitches currently owned and managed in-house by local authorities. The first stage of this is currently taking place with PitchPower Assessment's taking place within a number of authorities.

### *Flooding*

Allpay Park – Moorhouse, Bosbury C of E Primary School, Broomy Hill, Hereford Cathedral School Pitches, Hereford City Sports Club, Hereford Leisure Centre, Hereford Leisure Pool (King George V Playing Fields), Ivington C of E Primary School, Ledbury Rugby Club, Leominster Town FC (Bridge Street Park, Riverside Primary School, Ross-on-Wye Sports Centre and Whitchurch C of E Primary School, which have all currently or historically been used for football, are located on flood zones.

---

<sup>7</sup> <https://footballfoundation.org.uk/grant/grass-pitch-maintenance-fund>

# HEREFORDSHIRE COUNCIL

## PLAYING PITCH & OUTDOOR SPORTS STRATEGY

---

The Football Association, working with Sport England, has produced a set of information for clubs that have been affected by adverse weather in England<sup>8</sup>. Sport England, when necessary, can also offer various funding options for clubs that have been affected by flooding.

### ***Security of tenure***

Tenure of sites in Herefordshire is generally secure i.e. through a long-term lease, freehold ownership or a guarantee that pitches will continue to be provided over the next three years. This relates to most of the Council, parish/town council operated pitches, with such provision protected as part of an ongoing commitment to providing a leisure offering.

A common exception to providing security of tenure is found at schools and academies that state their own policies and are more likely to restrict levels of community use. In total, 51 educational providers do not allow community use, of some or all of their pitches. The reasons for not allowing community use varies: the most common example is that the schools want to protect pitches for curricular and extra-curricular purposes due to existing quality issues. Other reasons include staffing issues, health and safety issues and a perceived lack of profitability.

Moreover, some schools that do provide community availability do so without providing security of tenure, meaning they can stop the external use at any point devoid of any warning. To prevent this happening, it is recommended that club users enter community use agreements with the schools that they access. Therefore, for the purposes of this report, unless known through consultation all educational sites are considered to have unsecure tenure.

Hereford Lads Club FC has an agreement with the Council on Widemarsh Common (Hereford) through a license. The Club maintains the site, however, due to it being open access and common land, the Council has ownership of the site.

Wellington FC has a split tenure of its home site, Wellington Playing Field, as it has the freehold of part of the site and leases the remaining area from a Wellington Community Trust. The Club does not state how long its arrangement with Trust and therefore should be monitored to it is of sufficient length to ensure it keeps security of tenure.

Ledbury Town FC is considered to have unsecure tenure at New Street as the owners of the site, Property Solutions, want to develop the site for housing. Initial indication suggests the Club would relocate, with Ledbury Swifts FC, to the new Land South of Little Marcle Road.

### ***Ancillary facilities***

The quality of ancillary facilities across Herefordshire has been assessed via a combination of site visits and user consultation to reach and apply an agreed rating as follows:

- ◀ Good
- ◀ Standard
- ◀ Poor

Ancillary facility ratings are primarily influenced by the type of amenities which are available on a site accompanied by their quality, such as a clubhouse, changing rooms, showering provision, car parking, dedicated official and spectator facilities and boundary fencing. The table below identifies the findings for football sites that are actively utilised for football across Herefordshire.

---

<sup>8</sup> <https://www.sportengland.org/how-we-can-help/facilities-and-planning/sustainability>

# HEREFORDSHIRE COUNCIL PLAYING PITCH & OUTDOOR SPORTS STRATEGY

Table 2.8: Summary of community available ancillary facility quality at football sites

Analysis area	Site ID	Site name	Postcode	Ancillary provision quality
Bromyard	38	Delahay Meadow	HR7 4NT	Standard
Bromyard	107	Queen Elizabeth High School	HR7 4QS	Standard
Golden Valley	46	Ewyas Harold Recreation Ground	HR2 0JD	Standard
Hereford	1	Allpay Park - Moorhouse	HR4 9NA	Good
Hereford	5	Aylestone School	HR1 1HY	Standard
Hereford	6	Bartestree And Lugwardine Playing Fields	HR1 4BU	Poor
Hereford	7	Belmont Abbey	HR2 9RZ	Good
Hereford	22	Broomy Hill	HR4 0LJ	Poor
Hereford	48	Fownhope Recreation Field	HR1 4PJ	Standard
Hereford	52	Gorsty Lane	HR1 1UN	Poor
Hereford	53	Grandstand Road Park	HR4 9JF	Poor
Hereford	56	Hereford Cathedral School Pitches	HR4 0PH	Standard
Hereford	57	Hereford City Sports Club	HR4 9NG	Standard
Hereford	58	Hereford FC (Edgar Street)	HR4 9JU	Good
Hereford	59	Hereford Lads Club	HR4 9NA	Standard
Hereford	60	Hereford Leisure Centre	HR4 9UD	Standard
Hereford	61	Hereford Leisure Pool (King George V Playing Fields)	HR2 7RQ	Standard
Hereford	63	Holme Lacy Playing Field	HR2 6JY	Poor
Hereford	86	Lord Scudamore Academy	HR4 0AS	Standard
Hereford	91	Marden Primary Academy	HR1 3EW	N/A
Hereford	98	Newton Farm	HR2 7TD	Poor
Hereford	99	Old School Lane (Pegasus Juniors)	HR1 1EX	Good
Hereford	109	Roman Park - Credenhill	HR4 7DW	Good
Hereford	126	St Paul's C of E Primary School	HR1 1UX	N/A
Hereford	139	The Copse (Burghill Community Playing Fields)	HR4 7RW	Poor
Hereford	145	The Hereford Academy	HR2 7NG	Standard
Hereford	153	Victoria Park (Hereford)	HR1 1AH	Good
Hereford	155	Wellington Playing Field	HR4 8AZ	Standard
Hereford	165	Widemarsh Common (Hereford)	HR4 9NA	Poor
Kington	74	Kington Recreation Ground	HR5 3AW	Standard
Kington	75	Lady Hawkins Community Leisure Centre (Kington)	HR5 3AG	Poor
Kington	93	Mill Street (Kington Town FC)	HR5 3AL	Standard
Kington	115	Shobdon Airfield	HR6 9NR	Standard
Kington	131	Staunton-On-Wye Endowed Primary School	HR4 7LT	N/A
Ledbury	10	Bishops Frome Sports Ground	WR6 5DA	Poor
Ledbury	34	Colwall Football Pitch	WR13 6EF	N/A
Ledbury	79	Ledbury Rugby Club	HR8 2LP	Good
Ledbury	97	New Street Football Ground (Ledbury Town FC)	HR8 2EL	Good
Leominster	18	Brimfield and Little Hereford Sports Club	SY8 4BG	Standard
Leominster	82	Leominster Town FC (Bridge Street Sports Park)	HR6 8EA	Standard
Leominster	102	Orleton Recreation Ground	SY8 4HW	Poor

## HEREFORDSHIRE COUNCIL PLAYING PITCH & OUTDOOR SPORTS STRATEGY

Analysis area	Site ID	Site name	Postcode	Ancillary provision quality
Leominster	171	Leominster FC	HR6 8EA	Standard
Ross-on-Wye	51	Gorsley Goffs Primary School	HR9 7SE	N/A
Ross-on-Wye	66	John Kyrle Academy	HR9 7ET	Standard
Ross-on-Wye	112	Ross-On-Wye Sports Centre	HR9 5JA	Good
Ross-on-Wye	114	Seven Site (Kingstone)	HR2 9ER	Poor
Ross-on-Wye	160	Weston-Under-Penyard Village Hall and Recreation Ground	HR9 7PA	Standard

Of the 47 sites that are actively used for community football, nine sites (19%) are serviced by good quality ancillary facilities, 21 sites (45%) by standard quality ancillary facilities and 12 (26%) by poor quality ancillary facilities. The remaining five sites (11%) are not serviced by onsite clubhouse/changing room provision.

Olreton Youth FC reports that the clubhouse and changing provision at Orleton Recreation Ground is poor quality and needs replacing. The Club has explored Football Foundation funding for a new clubhouse, however, suggests this process is likely to take too long, and instead is look at funding the project itself. It has had plans approved (201570<sup>9</sup>) for a metal structure clubhouse onsite and plans to start the development as soon as possible. It should be noted that the proposal submitted for planning, with no input from the Football Foundation, was non-compliant. The Club struggled to find funding for the project and has now reverted back to get a funded compliant facility with ongoing support and discussions with both the FF and HFA.

Ross Juniors reports that due to flooding of the site in recent years, the clubhouse was affected and needed refurbishing. In 2019, this refurbishment took place with assistance provided by the Football Foundation, which improved the quality, which has since not been affected by floods. The Council indicates this is an ongoing programme with Ross Sports Centre Community Interest Company (CIC), which owns the site, currently completing the enhancements supported by allocated S106 monies.

Hinton FC reports that it has planning permission granted for the build of a new clubhouse at Broomy Hill. At present the Club has a tender out for prices on the build and is awaiting responses on this to progress the development. The Club plan to apply for Football Foundation Funding to support the development whilst the Club plan to raise funds through local business support, Section 106 monies, and fundraising for the remaining amount.

Ledbury Town FC reports recently having a new stand installed at New Street due to a sponsorship deal with Bloor Homes (Housing developer).

Whilst Hereford Lads Club FC suggest that work is required to improve the quality of the clubhouse on its site, Hereford Lads Club. At present, work is being done to the community room to improve its quality. The changing block is a recent development built in the last five years and is of good quality.

Newton Farm currently has very little ancillary provision, onsite, with portacabins servicing the pitches. As part of the proposed plan for the site, a brand new clubhouse and changing block is to be developed. The Club plans to apply for Football Foundation funding to support the development with Belmont Wanderers FC accessing other funds to support the remaining costs.

<sup>9</sup>[Link to planning application](#)

## HEREFORDSHIRE COUNCIL PLAYING PITCH & OUTDOOR SPORTS STRATEGY

Hereford Pegasus FC aspires to develop a stand and classroom on the side of the 3G pitch in the coming years. In addition, it has plans to extend the current clubhouse, in order to include a small gym onsite for its teams.

The ancillary facilities at Belmont Abbey are of good quality. Toros FC reports that due to its growing teams and multiple pitches onsite, there are not enough changing rooms to cater for all pitches and teams when all are in use.

Leominster Town FC reports that the changing rooms onsite have been taken out of use on match days and therefore the Club have no changing provision to access. It reports that it has previously had access to an old changing block which serviced the pitches at Leominster Town FC (Bridge Street Park). However, this is now managed by Halo Leisure and the Club has been quoted a rental amount for use which, it suggests it cannot afford and therefore has no access to any changing facilities.

Westfields FC suggests that there is a need to extend and develop a larger car park at Allpay Park – Moorhouse as the current car park quickly becomes congested at peak time with very little space nearby to park.

Tupsley Girls FC currently use portacabins as changing provision which are in a poor condition at Gorsty Lane. The Club suggests that to accommodate the growth of the Club, a new changing facility is required onsite. It reports it may have to look for an alternative site to help its growth if this is not feasible.

### 2.3: Demand

Through the audit and assessment, 287 teams are identified as playing within Herefordshire. This consists of 56 adult men's, 12 adult women's, 53 youth 11v11 boys', 10 youth 11v11 girls', 36 youth 9v9 boys', 23 youth 9v9 girls' and 97 mini teams. Adult football is the most prominent format of play, whilst mini 5v5 football is the least common. As mentioned in Part 1: Introduction and methodology 2021/22 affiliation data, provided by HFA and cross referenced with club consultation, has been used for the audit. This information will be utilised for the capacity analysis below.

*Table 2.9: Summary of competitive teams currently playing in Herefordshire*

Analysis area	No. of teams					Total
	Adult	Youth 11v11	Youth 9v9	Mini 7v7	Mini 5v5	
Bromyard	2	0	0	0	0	2
Golden Valley	2	0	1	0	0	3
Hereford	46	36	36	30	27	175
Kington	4	3	4	1	3	15
Ledbury	5	10	5	6	3	29
Leominster	3	7	6	8	5	29
Ross-on-Wye	6	7	7	8	6	34
<b>Herefordshire</b>	<b>68</b>	<b>63</b>	<b>59</b>	<b>53</b>	<b>44</b>	<b>287</b>



# HEREFORDSHIRE COUNCIL PLAYING PITCH & OUTDOOR SPORTS STRATEGY

## ***Football pyramid demand***

The football pyramid is a series of interconnected leagues for adult men’s football clubs in England. It begins below the Football League (the National League) and comprises of six steps and a regional feeder league, there are with various leagues at each level and more leagues lower down the pyramid than at the top. The step system has a hierarchical format with promotion and relegation between the steps, allowing even the smallest club the theoretical possibility of rising to the top of the system.

Clubs playing within the National League System (NLS) must adhere to ground grading requirements set out by the FA. The higher the level of football being played the higher the requirements. Clubs cannot progress into the league above if the ground grading requirements do not meet the correct specifications. Ground grading assesses grounds from A to H, with ‘A’ being the requirement for Step 1 clubs and H being the requirement for Step 6 clubs.

In Herefordshire, there are four clubs which compete in the NLS. There are also nine clubs which compete in Regional Feeder League. Regional Feeder Leagues was previously known as Step 7 in the NLS.

*Table 2.10: Summary of teams playing within the football pyramid structure*

<b>Team</b>	<b>League</b>	<b>Level</b>
Hereford FC	National League North	Step 2
Hereford Lads Club FC	Hellenic Football League – Premier Division	Step 5
Westfields FC	Hellenic Football League – Premier Division	Step 5
Hereford Pegasus FC	Hellenic Football League – Division One	Step 6
Bromyard Town FC	West Midlands League – Division One	Regional Feeder League
Ledbury Town FC	Herefordshire County League - Premier	Regional Feeder League
Hereford Pegasus FC (Reserves)	Herefordshire County League - Premier	Regional Feeder League
Hereford Lads Club FC (Reserves)	Herefordshire County League - Premier	Regional Feeder League
Hinton FC	Herefordshire County League - Premier	Regional Feeder League
Wellington FC	Herefordshire County League - Premier	Regional Feeder League
Holme Lacy FC	Herefordshire County League - Premier	Regional Feeder League
Ewyas Harold FC	Herefordshire County League - Premier	Regional Feeder League
Shobdon FC	Herefordshire County League - Premier	Regional Feeder League

The general principle for clubs in the football pyramid is that they must achieve the appropriate ground grade by March 31<sup>st</sup> of their first season after promotion, which therefore allows a short grace period for facilities to be brought up to standard.

It is important to note that from a ground grading perspective, the jump from a Regional Feeder League to Step 6 is significant and that as a minimum, sites require a floodlit pitch with hardstanding areas for fans, turnstiles for fan entry.

There are also minimum requirements for those clubs playing within a Regional Feeder League. These are minimal compared to those within the Step structure with exact details found at: [FA National League System ground grading documents \(thefa.com\)](https://www.thefa.com/leagues-divisions/nls/ground-grading).

As will be explained later in the report, Hereford FC is currently exporting training demand into another authority, this is mainly due to the league it plays in.

# HEREFORDSHIRE COUNCIL PLAYING PITCH & OUTDOOR SPORTS STRATEGY

## **Women's National League System**

There is also a Women's National League System similar to the adult men's football pyramid, providing structure to the women's game. As seen in the table overleaf, this ranges from Tier 1 to Tier 6 with each step requiring differing ground grading requirements. The system is also hierarchical format with promotion and relegation between the levels.

*Table 2.11: Summary of ground grading for women's football*

Level	League	Grading category
Tier 3 and 4	Women's Super League 1	Grade A
Tier 3 and 4	Women's Super League 2	Grade B
Tier 5	Northern and Southern Women's Premier League	Grade A
Tier 6	Women's Combination Leagues	Grade B
Tier 7	Women's Regional Leagues – Premier Divisions	Grade C

Although women's clubs are still required to meet ground requirements set out by the FA, these differ from the men's National League System. Ratings range from grade A to C, each with differing minimum requirements. Tier 1 and 2 in the Women's National League System is akin to Tier 3 and 4 of the men's National League System, although not exactly the same.

In 2017, the FA announced plans to restructure the women's league for the highest performers in the football pyramid. The changes were implemented from the start of the 2018-19 season and saw the top league, FA WSL 1, expand from ten clubs to 14 and the creation of a new national league established at tier two for a maximum of 12 teams.

At present, just two clubs have women's teams within the Women's National League System. They can be seen in the table below.

*Table 2.12: Summary of teams playing within the women's football pyramid structure*

Team	League	Level
Westfields Women FC	West Midlands Regional Women's Football League – Division One South	Tier 6
Hereford Pegasus Ladies FC	Midwest Counties Female Football League – Division One	Tier 7

In general, if a site/pitch which is used for both men's and women's league football, such as Old School Lane, meets the higher of the ground grading requirements it will also be suitable for the lower requirements. For example, as Old School Lane meets men's Step 6 grading it will also meet women's Tier 7 grading.

## **Imported demand**

Imported demand refers to any demand from neighbouring local authorities that accesses facilities within the Herefordshire study area due to a lack of available facilities in other local authorities where such team or club is based.

The only known imported demand into the Authority is from Cheltenham Town FC which use the Old School Lane 3G pitch.

# HEREFORDSHIRE COUNCIL PLAYING PITCH & OUTDOOR SPORTS STRATEGY

## **Exported demand**

Exported demand refers to teams that are currently accessing pitches for home fixtures outside of Herefordshire, despite being registered to the Authority.

The only known exported demand is from Hereford FC. The Club reports its first team export all its training to Aston University in Birmingham. This is to centralise the base with the training located further north as the team currently play in the National League North. The costs for travelling expenses for players and the Club had been an issue and this is why it is now based in Birmingham for training, whilst still playing its home matches at Edgar Street.

## **Latent and unmet demand**

Latent demand is demand which is perceived to exist but is not presently realised, whereas unmet demand is demand which is known to exist but similarly is not able to be realised, in this case due to lack of access to or poor quality of facilities.

No clubs identify operating waiting lists that they cannot establish as new teams due to a lack of facility access, nor do they specifically report incidences of operating squad numbers over recommended guidelines at any age groups for similar reasons. Therefore, there is not considered to be unmet demand.

No clubs explicitly identified any latent demand, indicative that most are generally confident that any additional teams can be accommodated on existing sites/pitches in Herefordshire.

## **Future demand**

Future demand can be defined in two ways, through participation increases and by using population forecasts.

The Strategy & Action Plan will contain housing growth scenarios that will estimate the additional demand for football arising from housing development within Herefordshire.

### *Participation increases*

Seven clubs' report aspirations to increase the number of teams they provide. Through the clubs that quantified *potential* increase, there is a predicted growth of 29 teams, as seen below.

*Table 2.13: Potential team increases identified by clubs*

Analysis area	Club	Gender	Number of teams	Pitch size	Match equivalent sessions <sup>10</sup>
Hereford	Belmont Wanderers FC	Men's	1	Adult	0.5
		Women's	1	Adult	0.5
		Boys	1	Youth 9v9	0.5
		Mixed	1	Mini 7v7	0.5
		Mixed	1	Mini 5v5	0.5
Hereford	Hereford Pegasus FC	Girls	3	Youth 11v11	1.5
		Girls	1	Youth 9v9	0.5
		Mixed	1	Mini 5v5	0.5

<sup>10</sup> Two teams require one pitch to account for playing on a home and away basis; therefore, 0.5 pitches can therefore be seen in the table where there is latent demand for one team.

## HEREFORDSHIRE COUNCIL PLAYING PITCH & OUTDOOR SPORTS STRATEGY

Analysis area	Club	Gender	Number of teams	Pitch size	Match equivalent sessions <sup>10</sup>
Hereford	Hinton Youth	Girls	1	Youth 11v11	0.5
		Mixed	1	Mini 7v7	0.5
Hereford	Tupsley Girls FC	Women's	1	Adult	0.5
Hereford	Wellington Youth	Boys	3	Youth 11v11	1.5
		Boys	2	Youth 9v9	1
		Mixed	1	Mini 7v7	0.5
Leominster	Orleton Youth	Boys	1	Youth 11v11	0.5
		Boys	2	Youth 9v9	1
		Girls	1	Youth 9v9	0.5
		Mixed	1	Mini 7v7	0.5
		Mixed	1	Mini 5v5	0.5
Ross-on-Wye	Ross Juniors	Mixed	4	Mini 5v5	2
<b>Total</b>			<b>29</b>		<b>14.5</b>

The total future demand expressed by clubs amounts to 14.5 match equivalent sessions (as two teams equates to one match equivalent session playing on a home and away basis).

Broken down by pitch type, 1.5 match equivalent sessions are identified on adult pitches, four match equivalent sessions on youth 11v11 pitches, 3.5 match equivalent session on youth 9v9 pitches, two match equivalent sessions on mini 7v7 pitches and 3.5 match equivalent sessions on mini 5v5 pitches.

The majority of this demand is located in the Hereford Analysis Area with a total of 9.5 match equivalent sessions: 1.5 match equivalent sessions on adult pitches, 3.5 match equivalent sessions on youth 11v11 pitches, two match equivalent sessions on youth 9v9 pitches, 1.5 match equivalent sessions on mini 7v7 pitches and one match equivalent session on mini 5v5 pitches.

In the Leominster Analysis Area there is a total of three match equivalent sessions of aspiration club future demand. This equates to 0.5 match equivalent sessions on youth 11v11 pitches, 1.5 match equivalent sessions on youth 9v9 pitches, 0.5 match equivalent sessions each on mini 7v7 pitches and mini 5v5 pitches.

The remaining future demand is within the Ross-on-Wye Analysis Area equating to two match equivalent sessions on mini 5v5 pitches.

### *Population increases*

Team generation rates are used to calculate the number of teams likely to be generated in the future (2041) based on population growth (Office of National Statistics 2018 based projections) Using this, it is predicted that there will be two additional teams created through population increases.

# HEREFORDSHIRE COUNCIL PLAYING PITCH & OUTDOOR SPORTS STRATEGY

Table 2.14: Authority wide team generation rates

Age group	Current population within age group	Current no. of teams <sup>11</sup>	Team Generation Rate	Future population within age group (2041)	Predicted future number of teams (2041)	Additional teams that may be generated from the increased population
<b>Bromyard Analysis Area</b>						
Adult Mens (18-45)	1,571	2	1:786	1,612	2.1	0.1
Adult Womens (18-45)	1,459	0	0	1,528	0.0	0.0
Youth Boys (12-17)	379	0	0	386	0.0	0.0
Youth Girls (12-17)	321	0	0	345	0.0	0.0
Youth Boys (10-11)	104	0	0	102	0.0	0.0
Youth Girls (10-11)	109	0	0	107	0.0	0.0
Mini Mixed (8-9)	239	0	0	223	0.0	0.0
Mini Mixed (6-7)	233	0	0	226	0.0	0.0
<b>Golden Valley Analysis Area</b>						
Adult Mens (18-45)	704	2	1:352	723	2.1	0.1
Adult Womens (18-45)	748	0	0	784	0.0	0.0
Youth Boys (12-17)	219	0	0	223	0.0	0.0
Youth Girls (12-17)	212	0	0	228	0.0	0.0
Youth Boys (10-11)	80	1	1:80	79	1.0	0.0
Youth Girls (10-11)	77	0	0	76	0.0	0.0
Mini Mixed (8-9)	148	0	0	138	0.0	0.0
Mini Mixed (6-7)	136	0	0	132	0.0	0.0
<b>Hereford Analysis Area</b>						
Adult Mens (18-45)	15,564	37	1:421	15,974	38.0	1.0
Adult Womens (18-45)	14,770	9	1:1,641	15,472	9.4	0.4
Youth Boys (12-17)	3,031	33	1:92	3,087	34.0	1.0
Youth Girls (12-17)	2,739	4	1:685	2,942	4.3	0.3
Youth Boys (10-11)	1,108	20	1:55	1,089	19.7	0.0
Youth Girls (10-11)	1,049	16	1:66	1,031	15.7	0.0
Mini Mixed (8-9)	2,285	30	1:76	2,134	28.0	0.0
Mini Mixed (6-7)	2,222	27	1:82	2,157	26.2	0.0
<b>Kington Analysis Area</b>						
Adult Mens (18-45)	1,188	4	1:297	1,219	4.1	0.1
Adult Womens (18-45)	1,143	0	0	1,197	0.0	0.0
Youth Boys (12-17)	293	3	1:98	298	3.1	0.1
Youth Girls (12-17)	286	0	0	307	0.0	0.0
Youth Boys (10-11)	94	4	1:24	92	3.9	0.0
Youth Girls (10-11)	111	0	0	109	0.0	0.0
Mini Mixed (8-9)	207	1	1:207	193	0.9	0.0
Mini Mixed (6-7)	183	3	1:61	178	2.9	0.0
<b>Ledbury Analysis Area</b>						
Adult Mens (18-45)	2,458	4	1:615	2,523	4.1	0.1
Adult Womens (18-45)	2,418	1	1:2,418	2,533	1.0	0.0
Youth Boys (12-17)	642	7	1:92	654	7.1	0.1
Youth Girls (12-17)	580	2	1:290	623	2.1	0.1
Youth Boys (10-11)	189	4	1:47	186	3.9	0.0
Youth Girls (10-11)	195	1	1:195	192	1.0	0.0

<sup>11</sup> Age group team numbers differ from Table 2.6 as forecasts are based on age rather than playing format. U17 and U18 teams affiliate to their respective County FA as juniors, however, are generally considered to play on and require adult pitches and are considered by age boundaries to be in the adult age group

# HEREFORDSHIRE COUNCIL PLAYING PITCH & OUTDOOR SPORTS STRATEGY

Age group	Current population within age group	Current no. of teams <sup>11</sup>	Team Generation Rate	Future population within age group (2041)	Predicted future number of teams (2041)	Additional teams that may be generated from the increased population
Mini Mixed (8-9)	391	6	1:65	365	5.6	0.0
Mini Mixed (6-7)	331	3	1:110	321	2.9	0.0
<b>Leominster Analysis Area</b>						
Adult Mens (18-45)	3,392	2	1:1,696	3,481	2.1	0.1
Adult Womens (18-45)	3,331	1	1:3,331	3,489	1.0	0.0
Youth Boys (12-17)	782	6	1:130	796	6.1	0.1
Youth Girls (12-17)	801	1	1:801	860	1.1	0.1
Youth Boys (10-11)	258	3	1:86	254	2.9	0.0
Youth Girls (10-11)	263	3	1:88	259	2.9	0.0
Mini Mixed (8-9)	542	8	1:68	506	7.5	0.0
Mini Mixed (6-7)	513	5	1:103	498	4.9	0.0
<b>Ross-on-Wye</b>						
Adult Mens (18-45)	4,213	5	1:843	4,324	5.1	0.1
Adult Womens (18-45)	4,168	1	1:4,168	4,366	1.0	0.0
Youth Boys (12-17)	975	4	1:244	993	4.1	0.1
Youth Girls (12-17)	907	3	1:302	974	3.2	0.2
Youth Boys (10-11)	352	4	1:88	346	3.9	0.0
Youth Girls (10-11)	318	3	1:106	313	2.9	0.0
Mini Mixed (8-9)	641	8	1:80	599	7.5	0.0
Mini Mixed (6-7)	633	6	1:106	614	5.8	0.0
<b>Herefordshire</b>						
Adult Mens (18-45)	24,877	56	1:444	25,532	57.5	1
Adult Womens (18-45)	23,869	12	1:1,989	25,003	12.6	0.0
Youth Boys (12-17)	5,346	53	1:101	5,444	54.0	1
Youth Girls (12-17)	4,939	10	1:494	5,305	10.7	0.0
Youth Boys (10-11)	1,833	36	1:51	1,801	35.4	0.0
Youth Girls (10-11)	1,804	23	1:78	1,773	22.6	0.0
Mini Mixed (8-9)	3,812	53	1:72	3,561	49.5	0.0
Mini Mixed (6-7)	3,618	44	1:82	3,512	42.7	0.0

When this future growth is dissipated to individual analysis areas rather than as a whole Authority the potential future growth is anticipated to be just one adult men's team and one youth 11v11 boys' team in the Hereford Analysis Area.

It should be stated that each team equates to 0.5 match equivalent sessions as two teams require one pitch to account for playing on a home and away basis. Therefore, the total demand from population growth of one team equates to one match equivalent sessions per week in the Hereford Analysis Area: 0.5 match equivalent sessions for adult pitches and 0.5 match equivalent sessions for youth 11v11 pitches

Further to the above, SSE Wildcat centres work with County FA qualified coaches to deliver local weekly sessions, providing opportunities for girls aged five to 11 to develop fundamental skills and experience football in a safe and fun environment. Hereford Lads Club Youth FC and Ross Juniors FC run Wildcat centres.

All organisations delivering Wildcats centres receive a £900 start-up grant and 30 branded footballs in their first year of running the programme to help develop and increase girl's participation.

# HEREFORDSHIRE COUNCIL PLAYING PITCH & OUTDOOR SPORTS STRATEGY

In light of FA aspirations to double female participation in football through the establishment and foreseen future effect of the SSE Wildcats programme, it is likely that the growth in affiliated women's and girl teams may exceed that shown through team generation rates. To what extent is not currently quantifiable.

## *Future demand summary*

In the supply and demand analysis at the end of this section of the report, only future demand identified through population increases are included. Future demand reported by club aspirations through participation increases is considered more aspirational, and it is unlikely that it will all be achieved. However, the preceding Strategy document will include a scenario to identify the impact it would have if the growth is realised.

Future growth from population increases amount to one adult men's team (0.5 match equivalent sessions) and one youth 11v11 boys' teams (0.5 match equivalent sessions).

## **2.4: Capacity analysis**

The capacity for pitches to regularly provide for competitive play, training and other activity over a season is most often determined by quality. As a minimum, the quality and therefore the capacity of a pitch affect the playing experience and people's enjoyment. In extreme circumstances, it can result in the inability of a pitch to cater for all or certain types of play during peak and off peak times.

As a guide, The FA has set a standard number of matches that each grass pitch type should be able to accommodate without it adversely affecting its quality. Taking into consideration the guidelines on capacity, the following ratings were used in the Authority.

Adult pitches		Youth pitches		Mini pitches	
Pitch quality	Matches per week	Pitch quality	Matches per week	Pitch quality	Matches per week
Good	3	Good	4	Good	6
Standard	2	Standard	2	Standard	4
Poor	1	Poor	1	Poor	2

Table 2.16 applies the above pitch ratings against the actual level of weekly play recorded to determine a capacity rating as follows:

- ◀ Potential capacity: Play is below the level the site could sustain
- ◀ At capacity: Play matches the level the site can sustain
- ◀ Overused: Play exceeds the level the site can sustain

## ***Match equivalent sessions***

Pitches have a limit of how much play they can accommodate over a certain period of time before their quality, and in turn their use, is adversely affected. As the main usage of pitches is likely to be for matches, it is appropriate for the comparable unit to be match equivalent sessions but may for example include training sessions and informal use.

### ***Education sites***

To account for curricular/extra-curricular use of education pitches it is likely that the carrying capacity at such sites will need to be adjusted. The only time this would not happen is when a school does not use its pitches at all and the sole use is community use. The adjustment is typically dependent on the amount of play carried out, the number of pitches on site and whether there is access to an on-site AGP.

In some cases, where there is no identified community use, there is little capacity to accommodate further play. Internal usage often exceeds recommended pitch capacity, which is further exacerbated by basic maintenance regimes that may not extend beyond grass cutting and line marking.

Table 2.16 shows community usage of available pitches. Where not overplayed as a result of community use, school sites are considered to have no spare capacity to accommodate further usage based on assumed curricular and extracurricular activity.

For school sites which are available for community use but that currently do not have any external hirers one match equivalent session per week, per pitch has been accredited to indicate use for curricular and extracurricular activity as opposed to them being completely unused.

### ***Peak time***

Spare capacity can only be considered as actual spare capacity if pitches are available at peak time. In Herefordshire, peak time is considered to be Saturday PM for adult pitches, Sunday PM for Youth 9v9 pitches, Sunday AM for Youth 11v11 pitches, Saturday AM for Mini 5v5 pitches and Saturday AM for Mini 7v7 pitches. Peak time is based on when the majority of teams are playing their competitive demand.

In the table overleaf, please note that, on occasions, spare capacity in the peak period is identified despite the pitch being played to capacity or overplayed or more spare capacity is identified in the peak period than what exists overall. This is because the majority of use on those particular pitches occurs outside of the peak period, therefore the identified spare capacity at peak time should not be utilised over and above overall capacity unless quality improvements are made that increases overall capacity.

### ***Spare capacity***

To determine 'actual spare capacity', each site with 'potential capacity' identified in the table above has been reviewed. A pitch is only said to have 'actual spare capacity' if it is available for community use and available at the peak time for that format of the game. Any pitch not meeting this criterion has consequently been discounted.

There may also be situations where, although a site is highlighted as potentially able to accommodate some additional play, this should not be recorded as spare capacity against the site. For example, a site may be managed to operate slightly below full capacity to ensure that it can cater for a number of regular friendly matches and activities that take place but are difficult to quantify on a weekly basis.



## HEREFORDSHIRE COUNCIL PLAYING PITCH & OUTDOOR SPORTS STRATEGY

---

Pitches that are of a poor quality are not deemed to have actual spare capacity due to the already low carrying capacity of the pitches. Any identified spare capacity should be retained in order to relieve the pitches of use, which in turn will aid the improvement of pitch quality. Furthermore, any pitches with unsecured tenure are not considered to have actual spare capacity as no further play should be encouraged on such sites given that future access cannot be guaranteed. The way this will be represented in Table 2.15 is as followed.

*Table 2.15: Spare capacity examples*

Spare capacity in peak period (examples)	Explanation of spare capacity
1	If the cell is highlighted in green with a number, it means this is actual available spare capacity at peak period in match equivalent sessions.
-	If the cell has a dash in it, it means the pitch is played to capacity at peak period.
1	If the cell has a number in it but is not highlighted, it means the pitch has spare capacity at peak period, however this is discounted due to unsecure tenure, poor pitch quality, the pitch not being available for community use or the pitch already being played to capacity or being overplayed so it cannot accommodate any additional demand.

**HEREFORDSHIRE COUNCIL  
PLAYING PITCH & OUTDOOR SPORTS STRATEGY**

Table 2.16: Football pitch capacity analysis

Site ID	Site name	Post code	Community use	Management	Security of tenure	Pitch type	Pitch size	No. of pitches	Agreed quality rating	Current play <sup>12</sup>	Site capacity <sup>13</sup>	Capacity balance <sup>14</sup>	Spare capacity in peak period	Comments
<b>Bromyard Area</b>														
15	Bredenbury Primary School	HR7 4TF	No	Education	Unsecure	Mini	(7v7)	1	Poor	0	2	2	1	Pitch is unavailable for community use.
26	Burley Gate C of E Primary School	HR1 3QR	No	Education	Unsecure	Mini	(7v7)	1	Poor	0	2	2	1	Pitch is unavailable for community use.
38	Delahay Meadow	HR7 4NT	Yes	Sports club	Secure	Adult		1	Standard	1	2	1	0.5	Actual spare capacity at peak time.
105	Pencombe C E Primary School	HR7 4SH	No	Education	Unsecure	Mini	(5v5)	1	Poor	0	2	2	1	Pitch is unavailable for community use.
107	Queen Elizabeth High School	HR7 4QS	Yes	Education	Unsecure	Adult		2	Poor	1	2	1	1	Spare capacity discounted due to unsecure tenure.
125	St Michael's C of E Primary School	HR1 3JU	No	Education	Unsecure	Mini	(5v5)	1	Poor	0	2	2	1	Pitch is unavailable for community use.
127	St Peter's Primary School	HR7 4UY	No	Education	Unsecure	Mini	(7v7)	1	Poor	0	2	2	1	Pitch is unavailable for community use.
132	Stoke Prior Primary School	HR6 0ND	No	Education	Unsecure	Mini	(5v5)	1	Poor	0	2	2	1	Pitch is unavailable for community use.
<b>Golden Valley Area</b>														
30	Cilford Primary School	HR3 5HA	No	Education	Unsecure	Mini	(5v5)	1	Poor	0	2	2	1	Pitch is unavailable for community use.
45	Ewyas Harold Primary School	HR2 0EY	No	Education	Unsecure	Mini	(7v7)	1	Poor	0	2	2	1	Pitch is unavailable for community use.
46	Ewyas Harold Recreation Ground	HR2 0JD	Yes	Council	Secure	Adult Youth	(9v9)	1	Poor	1.5	1	0.5	-	Pitch is overplayed by 0.5 match equivalent sessions.
85	Longtown Community Primary School	HR2 0LE	No	Education	Unsecure	Mini	(5v5)	1	Poor	0	2	2	1	Pitch is unavailable for community use.
106	Peterchurch Primary School	HR2 0RP	No	Education	Unsecure	Mini	(7v7)	1	Poor	0	2	2	1	Pitch is unavailable for community use.
<b>Hereford Area</b>														
1	Allpay Park - Moorhouse	HR4 9NA	Yes	Sports club	Secure	Adult		1	Good	3	3	0	0.5	Pitch is played to capacity. Located on a flood zone.
						Mini	(5v5)	1	Good	1	6	5	1	Spare capacity discounted due to pitches located in flood zone.
						Mini	(7v7)	1	Good	1	6	5	1	Spare capacity discounted due to pitches located in flood zone.
						Youth Youth	(11v11) (9v9)	1 1	Good	3	4	1	-	Spare capacity discounted due to overmarking of pitch and being located on a flood zone.
5	Aylestone School	HR1 1HY	Yes	Education	Unsecure	Youth	(9v9)	1	Standard	0.5	2	1.5	1	Spare capacity discounted due to unsecure tenure.
6	Bartestree And Lugwardine Playing Fields	HR1 4BU	Yes	Community organisation	Secure	Adult		1	Poor	3	1	2	0.5	Pitch is overplayed by two match equivalent sessions.
						Mini	(5v5)	3	Poor	1	6	5	2	Spare capacity discounted due to poor pitch quality.
						Mini	(7v7)	1	Poor	1.5	2	0.5	-	Pitch is played to capacity at peak time.
						Youth	(9v9)	1	Poor	2	1	1	1	Pitch is overplayed by one match equivalent sessions.

<sup>12</sup> Match equivalent sessions

<sup>13</sup> Match equivalent sessions; based on pitch quality - the FA recommends a maximum number of match equivalent sessions to be accommodate per pitch type. Please refer to Section 2.4 for the full breakdown.

<sup>14</sup> Red indicates overplay, green indicates potential spare capacity and amber indicates at capacity.

**HEREFORDSHIRE COUNCIL  
PLAYING PITCH & OUTDOOR SPORTS STRATEGY**

Site ID	Site name	Post code	Community use	Management	Security of tenure	Pitch type	Pitch size	No. of pitches	Agreed quality rating	Current play <sup>12</sup>	Site capacity <sup>13</sup>	Capacity balance <sup>14</sup>	Spare capacity in peak period	Comments
7	Belmont Abbey	HR2 9RZ	Yes	Sports club	Secure	Adult		1	Standard	1.5	2	0.5	0.5	Actual spare capacity at peak time.
						Mini	(5v5)	2	Standard	1.5	8	6.5	0.5	Actual spare capacity at peak time.
						Mini	(7v7)	1	Standard	1	4	3	-	Pitch is played to capacity at peak time.
						Youth	(9v9)	1	Standard	0.5	2	1.5	1	Actual spare capacity at peak time.
22	Broomy Hill	HR4 0LJ	Yes	Sports club	Secure	Adult		1	Standard	1.5	2	0.5	-	Pitch is played to capacity at peak time. Located on a flood zone.
24	Burghill Community Academy	HR4 7RP	No	Education	Unsecure	Mini	(5v5)	1	Poor	0	2	2	1	Pitch is unavailable for community use.
29	Canon Pyon CE Academy	HR4 8PF	No	Education	Unsecure	Mini	(5v5)	1	Poor	0	2	2	1	Pitch is unavailable for community use.
48	Fownhope Recreation Field	HR1 4PJ	Yes	Community organisation	Secure	Adult		1	Poor	2	1	1	-	Pitch is overplayed by one match equivalent sessions.
52	Gorsty Lane	HR1 1UN	Yes	Trust	Secure	Mini	(5v5)	1	Poor	1	2	1	-	Pitch is played to capacity at peak time.
						Mini Mini	(7v7) (5v5)	1	Poor	2.5	2	0.5	-	Pitch is overplayed by 0.5 match equivalent sessions.
						Youth Mini	(9v9) (7v7)	2	Poor	3.5	2	1.5	-	Pitches are overplayed by 1.5 match equivalent sessions.
53	Grandstand Road Park	HR4 9JF	Yes	Council	Secure	Adult		1	Poor	0.5	1	0.5	0.5	Spare capacity discounted due to poor pitch quality.
						Mini	(5v5)	1	Poor	0	2	2	1	Spare capacity discounted due to poor pitch quality.
54	Hampton Dene Primary School	HR1 1RT	No	Education	Unsecure	Mini	(7v7)	2	Poor	0	4	4	2	Pitches are unavailable for community use.
56	Hereford Cathedral School Pitches	HR4 0PH	Yes	Education	Unsecure	Adult		1	Standard	1	2	1	1	Spare capacity discounted due to unsecure tenure. Located on a flood zone.
						Mini	(7v7)	1	Standard	1	8	7	-	Pitch is played to capacity at peak time. Located on a flood zone.
						Youth	(9v9)	1	Standard	1	2	1	0.5	Spare capacity discounted due to unsecure tenure. Located on a flood zone.
57	Hereford City Sports Club	HR4 9NG	Yes	Council	Secure	Adult		1	Standard	0	2	2	1	Spare capacity discounted due to pitches located in flood zone.
						Mini	(7v7)	1	Standard	0	4	4	1	Spare capacity discounted due to pitches located in flood zone.
						Youth	(9v9)	1	Standard	0	2	2	1	Spare capacity discounted due to pitches located in flood zone.
58	Hereford FC (Edgar Street)	HR4 9JU	Yes	Sports club	Secure	Adult		1	Good	1	3	2	-	Pitch is played to capacity at peak time.
59	Hereford Lads Club	HR4 9NA	Yes	Sports club	Secure	Mini	(7v7)	1	Standard	1.5	4	2.5	-	Pitch is played to capacity at peak time.
60	Hereford Leisure Centre	HR4 9UD	Yes	Trust	Secure	Adult		1	Standard	0	2	2	1	Spare capacity discounted due to pitches located in flood zone.
						Youth	(11v11)	2	Standard	0	4	4	2	Spare capacity discounted due to pitches located in flood zone.
						Youth	(9v9)	2	Standard	0	4	4	2	Spare capacity discounted due to pitches located in flood zone.
61	Hereford Leisure Pool (King George V Playing Fields)	HR2 7RQ	Yes	Trust	Secure	Adult		2	Poor	0	2	2	1	Spare capacity discounted due to poor pitch quality. Located on a flood zone.

**HEREFORDSHIRE COUNCIL  
PLAYING PITCH & OUTDOOR SPORTS STRATEGY**

Site ID	Site name	Post code	Community use	Management	Security of tenure	Pitch type	Pitch size	No. of pitches	Agreed quality rating	Current play <sup>12</sup>	Site capacity <sup>13</sup>	Capacity balance <sup>14</sup>	Spare capacity in peak period	Comments
63	Holme Lacy Playing Field	HR2 6JY	Yes	Council	Secure	Adult		1	Poor	1.5	1	0.5	-	Pitch is overplayed by 0.5 match equivalent sessions.
72	Kingstone Academy	HR2 9HJ	No	Education	Unsecure	Adult		1	Poor	0	1	1	1	Pitch is unavailable for community use.
86	Lord Scudamore Academy	HR4 0AS	Yes	Education	Unsecure	Mini	(5v5)	1	Poor	1	2	1	1	Spare capacity discounted due to unsecure tenure.
89	Lugwardine Primary Academy	HR1 4DH	No	Education	Unsecure	Mini	(5v5)	1	Poor	0	2	2	1	Pitch is unavailable for community use.
91	Marden Primary Academy	HR1 3EW	Yes	Education	Unsecure	Youth	(11v11)	1	Poor	0.5	1	0.5	0.5	Spare capacity discounted due to unsecure tenure.
94	Mordiford C of E Primary School	HR1 4LW	No	Education	Unsecure	Mini	(7v7)	1	Poor	0	2	2	1	Pitch is unavailable for community use.
98	Newton Farm	HR2 7TD	Yes	Sports club	Secure	Adult		2	Standard	2	4	2	2	Actual spare capacity at peak time.
						Mini	(5v5)	2	Standard	1.5	8	6.5	0.5	Actual spare capacity at peak time.
						Mini	(7v7)	2	Standard	3	8	5	-	Pitches are played to capacity at peak time.
						Youth	(9v9)	2	Standard	4	4	0	-	Pitches are played to capacity.
99	Old School Lane (Pegasus Juniors)	HR1 1EX	Yes	Sports club	Secure	Mini	(7v7)	1	Standard	3.5	4	0.5	-	Pitch is played to capacity at peak time.
						Youth	(11v11)	1	Standard	4	2	2	-	Pitch is overplayed by two match equivalent sessions.
108	Riverside Primary School	HR2 7JF	No	Education	Unsecure	Mini	(7v7)	2	Poor	0	4	4	2	Pitches are unavailable for community use. Located on a flood zone.
109	Roman Park - Credenhill	HR4 7DW	Yes	Parish council	Secure	Adult		1	Poor	0.5	1	0.5	0.5	Spare capacity discounted due to poor pitch quality.
118	St Francis Xavier's Primary School	HR1 1DT	No	Education	Unsecure	Mini	(7v7)	1	Poor	0	2	2	1	Pitch is unavailable for community use.
124	St Mary's RC High School	HR1 4DR	No	Education	Unsecure	Adult		1	Poor	0	1	1	1	Pitch is unavailable for community use.
126	St Paul's C of E Primary School	HR1 1UX	Yes	Education	Unsecure	Mini	(7v7)	2	Poor	1	4	3	2	Spare capacity discounted due to unsecure tenure.
128	St Thomas Cantilupe C of E Academy	HR1 2DY	No	Education	Unsecure	Mini	(7v7)	1	Poor	0	2	2	1	Pitch is unavailable for community use.
130	St. Marys C of E Primary School	HR4 7DW	No	Education	Unsecure	Mini	(5v5)	1	Poor	0	2	2	1	Pitch is unavailable for community use.
133	Stretton Sugwas Academy	HR4 7AE	No	Education	Unsecure	Mini	(5v5)	1	Poor	0	2	2	1	Pitch is unavailable for community use.
137	The Bishop of Hereford's Bluecoat School	HR1 1UU	No	Education	Unsecure	Youth	(11v11)	1	Poor	0	1	1	1	Pitch is unavailable for community use.
						Youth	(9v9)	1	Poor	0	1	1	1	Pitch is unavailable for community use.
139	The Copse (Burghill Community Playing Fields)	HR4 7RW	Yes	Trust	Secure	Adult		1	Poor	1	1	0	0.5	Pitch is played to capacity.
145	The Hereford Academy	HR2 7NG	Yes	Education	Unsecure	Adult		1	Standard	1.5	2	0.5	0.5	Spare capacity discounted due to unsecure tenure.
150	Trinity Primary School	HR4 0NU	No	Education	Unsecure	Mini	(7v7)	2	Poor	0	4	4	2	Pitches are unavailable for community use.

**HEREFORDSHIRE COUNCIL  
PLAYING PITCH & OUTDOOR SPORTS STRATEGY**

Site ID	Site name	Post code	Community use	Management	Security of tenure	Pitch type	Pitch size	No. of pitches	Agreed quality rating	Current play <sup>12</sup>	Site capacity <sup>13</sup>	Capacity balance <sup>14</sup>	Spare capacity in peak period	Comments
153	Victoria Park (Hereford)	HR1 1AH	Yes	Sports club	Secure	Adult		1	Poor	2	1	1	0.5	Pitch is overplayed by one match equivalent sessions.
						Youth	(9v9)	1	Poor	2	1	1	-	Pitch is overplayed by one match equivalent sessions.
155	Wellington Playing Field	HR4 8AZ	Yes	Sports club	Secure	Adult		2	Standard	2	4	2	1	Actual spare capacity at peak time.
						Mini	(5v5)	1	Standard	1.5	4	2.5	-	Pitch is played to capacity at peak time.
						Mini	(7v7)	2	Standard	1.5	8	6.5	0.5	Actual spare capacity at peak time.
						Youth	(9v9)	1	Standard	1	2	1	1	Actual spare capacity at peak time.
164	Whitecross High School Hereford	HR4 0RN	No	Education	Unsecure	Adult		2	Standard	0	4	4	2	Pitches are unavailable for community use.
165	Widemarsh Common (Hereford)	HR4 9NA	Yes	Sports club	Secure	Adult		1	Standard	4	2	2	0.5	Pitch is overplayed by two match equivalent sessions.
						Mini	(5v5)	1	Standard	2.5	4	1.5	-	Pitch is played to capacity at peak time.
						Mini	(7v7)	1	Standard	0	4	4	1	Spare capacity discounted due to pitches located in flood zone.
						Youth	(9v9)	1	Standard	2	2	0	-	Pitch is played to capacity.
169	Withington Primary School	HR1 3QE	No	Education	Unsecure	Mini	(5v5)	1	Poor	0	2	2	1	Pitch is unavailable for community use.
<b>Kington Area</b>														
40	Eardisley C of E Primary School	HR3 6NS	No	Education	Unsecure	Mini	(5v5)	1	Poor	0	2	2	1	Pitch is unavailable for community use.
74	Kington Recreation Ground	HR5 3AW	Yes	Council	Secure	Adult		1	Poor	0.5	1	0.5	0.5	Spare capacity discounted due to poor pitch quality. Located on a flood zone.
						Mini	(5v5)	1	Poor	0.5	2	1.5	0.5	Spare capacity discounted due to poor pitch quality. Located on a flood zone.
						Youth	(9v9)	1	Poor	0.5	1	0.5	0.5	Spare capacity discounted due to poor pitch quality. Located on a flood zone.
75	Lady Hawkins Community Leisure Centre	HR5 3AG	Yes	Council	Secure	Adult		1	Poor	0	1	1	1	Actual spare capacity at peak time.
						Youth	(11v11)	1	Poor	0	1	1	1	Actual spare capacity at peak time.
93	Mill Street (Kington Town FC)	HR5 3AL	Yes	Sports club	Secure	Adult		1	Good	1	3	2	-	Pitch is played to capacity at peak time.
104	Pembridge C Of E Primary School	HR6 9EA	No	Education	Unsecure	Mini	(5v5)	1	Poor	0	2	2	1	Pitch is unavailable for community use.
115	Shobdon Airfield	HR6 9NR	Yes	Sports club	Secure	Adult		1	Poor	2	1	1	0.5	Pitch is overplayed by one match equivalent sessions.
						Youth Mini Mini	(9v9) (7v7) (5v5)	1	Poor	3	1	2	-	Pitch is overplayed by two match equivalent sessions.
116	Shobdon Primary School	HR6 9LX	No	Education	Unsecure	Mini	(7v7)	1	Poor	0	2	2	1	Pitch is unavailable for community use.
131	Staunton-On-Wye Endowed Primary School	HR4 7LT	Yes	Education	Unsecure	Mini	(5v5)	1	Poor	1	2	1	1	Spare capacity discounted due to unsecure tenure.
<b>Ledbury Area</b>														
4	Ashperton Primary Academy	HR8 2SE	No	Education	Unsecure	Mini	(5v5)	1	Poor	0	2	2	1	Pitch is unavailable for community use.

**HEREFORDSHIRE COUNCIL  
PLAYING PITCH & OUTDOOR SPORTS STRATEGY**

Site ID	Site name	Post code	Community use	Management	Security of tenure	Pitch type	Pitch size	No. of pitches	Agreed quality rating	Current play <sup>12</sup>	Site capacity <sup>13</sup>	Capacity balance <sup>14</sup>	Spare capacity in peak period	Comments
10	Bishops Frome Sports Ground	WR6 5DA	Yes	Council	Secure	Mini	(7v7)	2	Poor	1	4	3	1	Spare capacity discounted due to poor pitch quality.
						Youth	(11v11)	1	Poor	0.5	1	0.5	0.5	Spare capacity discounted due to poor pitch quality.
						Youth	(9v9)	1	Poor	1.5	1	0.5	0.5	Pitch is overplayed by 0.5 match equivalent sessions.
11	Bosbury C of E Primary School	HR8 1PX	No	Education	Unsecure	Mini	(7v7)	1	Poor	0	2	2	1	Pitch is unavailable for community use.
34	Colwall Football Pitch	WR13 6EF	Yes	Parish Council	Secure	Adult		1	Poor	0.5	1	0.5	0.5	Spare capacity discounted due to poor pitch quality.
78	Ledbury Primary School	HR8 2BE	No	Education	Unsecure	Mini	(5v5)	1	Poor	0	2	2	1	Pitch is unavailable for community use.
79	Ledbury Rugby Club	HR8 2LP	Yes	Sports club	Secure	Adult Mini	(7v7)	2	Standard	5.5	4	1.5	0.5	Pitches are overplayed by 1.5 match equivalent sessions. Located on a flood zone.
						Mini	(5v5)	1	Standard	1.5	4	2.5	-	Pitch is played to capacity at peak time. Located on a flood zone.
						Youth Mini	(9v9) (7v7)	2	Standard	2	4	2	1	Spare capacity discounted due to pitches located in flood zone.
97	New Street Football Club (Ledbury Town FC)	HR8 2EL	Yes	Sports club	Unsecure	Adult		1	Good	1	3	2	-	Pitch is played to capacity at peak time.
142	The Downs - Malvern College Sports Field	WR13 6EX	No	Education	Unsecure	Mini	(5v5)	2	Good	0	12	12	2	Pitches are unavailable for community use.
143	The Elms School	WR13 6EF	No	Education	Unsecure	Youth	(11v11)	2	Standard	0	4	4	2	Pitches are unavailable for community use.
<b>Leominster Area</b>														
18	Brimfield and Little Hereford Sports Club	SY7 0DH	Yes	Sports club	Secure	Adult		1	Poor	0.5	1	0.5	0.5	Spare capacity discounted due to poor pitch quality.
41	Earl Mortimer College and Sixth Form Centre	HR6 8JJ	No	Education	Unsecure	Adult		2	Standard	0	4	4	2	Pitches are unavailable for community use.
65	Ivington C of E Primary School	HR6 0JH	No	Education	Unsecure	Mini	(5v5)	1	Poor	0	2	2	1	Pitch is unavailable for community use. Located on a flood zone.
68	Kimbolton St James C of E Primary School	HR6 0HQ	No	Education	Unsecure	Mini	(5v5)	1	Poor	0	2	2	1	Pitch is unavailable for community use.
80	Leintwardine Primary School	SY7 0LL	No	Education	Unsecure	Mini	(5v5)	1	Poor	0	2	2	1	Pitch is unavailable for community use.
82	Leominster Town FC (Bridge Street Sports Park)	HR6 8EA	Yes	Sports club	Secure	Adult		1	Poor	1	1	0	0.5	Pitch is played to capacity. Located on a flood zone.
87	Lucton School	HR6 9PN	No	Education	Unsecure	Adult		1	Standard	0	2	2	1	Pitch is unavailable for community use.
101	Orleton C Of E Primary School	SY8 4HQ	No	Education	Unsecure	Mini	(5v5)	2	Poor	0	4	4	2	Pitches are unavailable for community use.
102	Orleton Recreation Ground	SY8 4HW	Yes	Parish council	Secure	Adult Mini	(7v7)	1	Poor	0.5	1	0.5	0.5	Spare capacity discounted due to poor pitch quality.
						Youth	(11v11)	1	Poor	0.5	1	0.5	0.5	Spare capacity discounted due to poor pitch quality.
						Youth	(9v9)	1	Poor	1	1	0	1	Pitch is played to capacity.
123	St Mary's Primary School	HR4 8HR	No	Education	Unsecure	Mini	(5v5)	1	Poor	0	2	2	1	Pitch is unavailable for community use.

**HEREFORDSHIRE COUNCIL  
PLAYING PITCH & OUTDOOR SPORTS STRATEGY**

Site ID	Site name	Post code	Community use	Management	Security of tenure	Pitch type	Pitch size	No. of pitches	Agreed quality rating	Current play <sup>12</sup>	Site capacity <sup>13</sup>	Capacity balance <sup>14</sup>	Spare capacity in peak period	Comments
157	Weobley High School	HR4 8ST	No	Education	Unsecure	Mini	(7v7)	1	Poor	0	2	2	1	Pitch is unavailable for community use.
						Youth	(11v11)	2	Poor	0	2	2	2	Pitches are unavailable for community use.
167	Wigmore Primary School	HR6 9UN	No	Education	Unsecure	Mini	(7v7)	1	Poor	0	2	2	1	Pitch is unavailable for community use.
171	Leominster FC	HR6 8EA	Yes	Sports club	Secure	Mini	(5v5)	1	Poor	1.5	2	0.5	-	Pitch is played to capacity at peak time.
						Mini	(7v7)	1	Poor	2	2	0	-	Pitch is played to capacity.
						Youth	(11v11)	2	Poor	3	2	1	-	Pitches are overplayed by one match equivalent sessions.
						Youth	(9v9)	1	Poor	2	1	1	-	Pitches are overplayed by one match equivalent sessions.
<b>Ross-on-Wye Area</b>														
3	Ashfield Park Primary School	HR9 5AU	No	Education	Unsecure	Mini	(7v7)	2	Poor	0	4	4	2	Pitches are unavailable for community use.
13	Brampton Abbots C of E Primary School	HR9 7FX	No	Education	Unsecure	Mini	(7v7)	1	Poor	0	2	2	1	Pitch is unavailable for community use.
50	Garway Primary School	HR2 8RQ	No	Education	Unsecure	Mini	(5v5)	1	Poor	0	2	2	1	Pitch is unavailable for community use.
51	Gorsley Goffs Primary School	HR9 7SE	Yes	Education	Unsecure	Mini	(5v5)	2	Poor	1	4	3	2	Spare capacity discounted due to unsecure tenure.
66	John Kyrle Academy	HR9 7ET	Yes	Education	Unsecure	Youth	(11v11)	1	Standard	1	2	1	1	Spare capacity discounted due to unsecure tenure.
73	Kingstone and Thruxton Primary School	HR2 9HJ	No	Education	Unsecure	Mini	(5v5)	1	Poor	0	2	2	1	Pitch is unavailable for community use.
76	Lea C of E Primary School	HR9 7JY	No	Education	Unsecure	Mini	(5v5)	1	Poor	0	2	2	1	Pitch is unavailable for community use.
83	Little Dewchurch C of E Primary School	HR2 6PN	No	Education	Unsecure	Mini	(5v5)	1	Poor	0	2	2	1	Pitch is unavailable for community use.
84	Llangrove CE Academy	HR9 6EZ	No	Education	Unsecure	Mini	(5v5)	1	Poor	0	2	2	1	Pitch is unavailable for community use.
95	Much Birch C of E Primary School	HR2 8HL	No	Education	Unsecure	Mini	(5v5)	1	Poor	0	2	2	1	Pitch is unavailable for community use.
96	Much Marcle C of E Primary School	HR8 2LY	No	Education	Unsecure	Mini	(5v5)	1	Poor	0	2	2	1	Pitch is unavailable for community use.
112	Ross-On-Wye Sports Centre	HR9 5JA	Yes	Sports club	Secure	Adult		1	Good	1.5	3	1.5	-	Pitch is played to capacity at peak time. Located on a flood zone.
						Mini	(5v5)	1	Good	2.5	6	3.5	-	Pitch is played to capacity at peak time. Located on a flood zone.
						Mini	(7v7)	3	Good	3.5	18	14.5	-	Pitches are played to capacity at peak time. Located on a flood zone.
						Youth	(11v11)	1	Good	3.5	4	0.5	-	Pitch is played to capacity at peak time. Located on a flood zone.
						Youth	(9v9)	2	Good	3	8	5	1	Spare capacity discounted due to pitches located in flood zone.
114	Seven Site	HR2 9ER	Yes	Community organisation	Secure	Adult		1	Poor	0.5	1	0.5	0.5	Spare capacity discounted due to poor pitch quality.
120	St Joseph's RC Primary School	HR9 5AW	No	Education	Unsecure	Mini	(5v5)	1	Poor	0	2	2	1	Pitch is unavailable for community use.
154	Walford Primary School	HR9 5SA	No	Education	Unsecure	Mini	(5v5)	2	Poor	0	4	4	2	Pitches are unavailable for community use.

**HEREFORDSHIRE COUNCIL  
PLAYING PITCH & OUTDOOR SPORTS STRATEGY**

Site ID	Site name	Post code	Community use	Management	Security of tenure	Pitch type	Pitch size	No. of pitches	Agreed quality rating	Current play <sup>12</sup>	Site capacity <sup>13</sup>	Capacity balance <sup>14</sup>	Spare capacity in peak period	Comments
160	Weston-Under-Penyard Village Hall and Recreation Ground	HR9 7PA	Yes	Parish council	Secure	Adult		1	Poor	1	1	0	-	Pitch is played to capacity.
						Mini	(7v7)	1	Poor	1	2	1	-	Pitch is played to capacity at peak time.
						Youth	(9v9)	1	Poor	0.5	1	0.5	0.5	Spare capacity discounted due to poor pitch quality.
163	Whitchurch C of E Primary School	HR9 6DA	No	Education	Unsecure	Mini	(5v5)	1	Poor	0	2	1	Pitch is unavailable for community use. Located on a flood zone.	



# HEREFORDSHIRE COUNCIL PLAYING PITCH & OUTDOOR SPORTS STRATEGY

## Spare capacity summary

When aggregated from the table above, actual spare capacity totals 9.5 match equivalent sessions per week across 16 pitches. This has been gathered up by area and by pitch type below.

Table 2.17: Summary of actual spare capacity

Analysis area	Actual spare capacity (match equivalent sessions per week)					Total
	Adult	Youth 11v11	Youth 9v9	Mini 7v7	Mini 5v5	
Bromyard	0.5	-	-	-	-	0.5
Golden Valley	-	-	-	-	-	-
Hereford	3.5	-	2	0.5	1	7
Kington	1	1	-	-	-	2
Ledbury	-	-	-	-	-	-
Leominster	-	-	-	-	-	-
Ross-on-Wye	-	-	-	-	-	-
<b>Herefordshire</b>	<b>5</b>	<b>1</b>	<b>2</b>	<b>0.5</b>	<b>1</b>	<b>9.5</b>

Most actual spare capacity is identified on adult pitches and in Hereford Analysis Area, although some is also identified on the remaining pitch types.

## Overplay

Overplay occurs when there is more demand (teams) accommodated on a pitch than it can sustain. This can result from the low carrying capacity of pitches due to poor quality, overmarking of smaller pitches within a larger pitch and/or substantial levels of demand accessing limited pitch stock.

As an example, the adult pitch at Holme Lacy Playing Field (Hereford Analysis Area) has the capacity of one match equivalent session as it is poor quality. However, it is used by three teams (each equating to 0.5 match equivalent sessions) meaning the pitch is overplayed by 0.5 match equivalent sessions.

In Herefordshire 20 pitches across 12 sites are overplayed by a combined total of 20 match equivalent sessions.

Table 2.18: Summary of overplay

Site ID	Site name	Analysis area	Pitch type	No. of pitches	Capacity rating (match equivalent sessions)
46	Ewyas Harold Recreation Ground	Golden Valley	Adult (9v9)	1	0.5
6	Bartestree And Lugwardine Playing Fields	Hereford	Adult (9v9)	1	2
				1	1
48	Fownhope Recreation Field	Hereford	Adult (7v7)	1	1
52	Gorsty Lane	Hereford	(9v9)	1	0.5
				2	1.5
63	Holme Lacy Playing Field	Hereford	Adult (11v11)	1	0.5
99	Old School Lane (Pegasus Juniors)	Hereford		1	2

# HEREFORDSHIRE COUNCIL PLAYING PITCH & OUTDOOR SPORTS STRATEGY

Site ID	Site name	Analysis area	Pitch type	No. of pitches	Capacity rating (match equivalent sessions)
153	Victoria Park (Hereford)	Hereford	Adult	1	1
			(9v9)	1	1
165	Widemarsh Common (Hereford)	Hereford	Adult	1	2
115	Shobdon Airfield	Kington	Adult	1	1
			(9v9)	1	2
10	Bishops Frome Sports Ground	Ledbury	(9v9)	1	0.5
79	Ledbury Rugby Club	Ledbury	Adult	2	1.5
171	Leominster FC	Leominster	(11v11)	2	1
			(9v9)	1	1
<b>Total</b>				<b>20</b>	<b>20</b>

In total, 9.5 match equivalent sessions per week of overplay is located on adult pitches, three match equivalent sessions on youth 11v11, seven match equivalent sessions on youth 9v9 pitches and 0.5 match equivalent sessions on mini 7v7 pitches. There is no current overplay on mini 5v5 pitches.

## 2.5: Supply and demand analysis

Having considered supply and demand, the tables below identify current demand (i.e. spare capacity taking away overplay and any future demand) in each of the analysis areas for each pitch type, based on match equivalent sessions. Future demand is based solely on club population growth.

### Adult pitch analysis

Table 2.19: Supply and demand balance of adult pitches

Analysis area	Actual spare capacity <sup>15</sup>	Demand (match equivalent sessions)			
		Overplay	Current total	Future demand	Total
Bromyard	0.5	-	0.5	-	0.5
Golden Valley	-	0.5	0.5	-	0.5
Hereford	3.5	8.5	5	0.5	5.5
Kington	1	1	0	-	0
Ledbury	-	1.5	1.5	-	1.5
Leominster	-	-	0	-	0
Ross-on-Wye	-	-	0	-	0
<b>Herefordshire</b>	<b>5</b>	<b>11.5</b>	<b>6.5</b>	<b>0.5</b>	<b>7</b>

Overall, there is a current capacity shortfall on adult pitches totalling seven match equivalent sessions per week. When taking into consideration future demand the shortfall increases to eight match equivalent sessions per week.

<sup>15</sup> In match equivalent sessions

# HEREFORDSHIRE COUNCIL PLAYING PITCH & OUTDOOR SPORTS STRATEGY

## Youth 11v11 pitch analysis

Table 2.20: Supply and demand balance of youth 11v11 pitches

Analysis area	Actual spare capacity <sup>16</sup>	Demand (match equivalent sessions)			
		Overplay	Current total	Future demand	Total
Bromyard	-	-	0	-	0
Golden Valley	-	-	0	-	0
Hereford	-	3	3	0.5	3.5
Kington	1	-	1	-	1
Ledbury	-	-	0	-	0
Leominster	-	-	0	-	0
Ross-on-Wye	-	-	0	-	0
<b>Herefordshire</b>	<b>1</b>	<b>3</b>	<b>2</b>	<b>0.5</b>	<b>2.5</b>

Overall, there is a current capacity shortfall on youth 11v11 pitches totalling two match equivalent sessions per week. When taking into consideration future demand the shortfall increases to 2.5 match equivalent sessions per week.

It must also be noted that several youth 11v11 teams are playing on adult pitches, meaning shortfalls would greatly increase should these sides transfer to the correct pitch type.

## Youth 9v9 pitch analysis

Table 2.21: Supply and demand balance of youth 9v9 pitches

Analysis area	Actual spare capacity <sup>17</sup>	Demand (match equivalent sessions)			
		Overplay	Current total	Future demand	Total
Bromyard	-	-	0	-	0
Golden Valley	-	-	0	-	0
Hereford	2	3.5	1.5	-	1.5
Kington	-	2	2	-	2
Ledbury	-	0.5	0.5	-	0.5
Leominster	-	1	1	-	1
Ross-on-Wye	-	-	0	-	0
<b>Herefordshire</b>	<b>2</b>	<b>7</b>	<b>5</b>	<b>-</b>	<b>5</b>

Overall, there is a current capacity shortfall on youth 9v9 pitches totalling five match equivalent sessions per week which remains the same when taking into consideration future growth from population increases.

<sup>16</sup> In match equivalent sessions

<sup>17</sup> In match equivalent sessions

# HEREFORDSHIRE COUNCIL PLAYING PITCH & OUTDOOR SPORTS STRATEGY

## Mini 7v7 pitch analysis

Table 2.22: Supply and demand balance of mini 7v7 pitches

Analysis area	Actual spare capacity <sup>18</sup>	Demand (match equivalent sessions)			
		Overplay	Current total	Future demand	Total
Bromyard	-	-	0	-	0
Golden Valley	-	-	0	-	0
Hereford	0.5	0.5	0	-	0
Kington	-	-	0	-	0
Ledbury	-	-	0	-	0
Leominster	-	-	0	-	0
Ross-on-Wye	-	-	0	-	0
<b>Herefordshire</b>	<b>0.5</b>	<b>0.5</b>	<b>0</b>	<b>-</b>	<b>0</b>

Across Herefordshire all mini 7v7 pitches are currently played to capacity. When taking into consideration future demand this remains the same.

It must be noted that a number of mini 7v7 pitches are marked inside larger pitches, meaning shortfalls on other pitch types could increase with any future demand for mini 7v7 pitches.

## Mini 5v5 pitch analysis

Table 2.23: Supply and demand balance of mini 5v5 pitches

Analysis area	Actual spare capacity <sup>19</sup>	Demand (match equivalent sessions)			
		Overplay	Current total	Future demand	Total
Bromyard	-	-	0	-	0
Golden Valley	-	-	0	-	0
Hereford	1	-	1	-	1
Kington	-	-	0	-	0
Ledbury	-	-	0	-	0
Leominster	-	-	0	-	0
Ross-on-Wye	-	-	0	-	0
<b>Herefordshire</b>	<b>1</b>	<b>0</b>	<b>1</b>	<b>-</b>	<b>1</b>

There is sufficient current capacity for mini 5v5 pitches to meet current demand, with an overall one match equivalent sessions of spare capacity per week. When accounting for future demand this remains the same.

## 2.6: Conclusions

In conclusion, there is insufficient capacity to cater for current demand on adult, youth 11v11 and youth 9v9 pitches. There is currently sufficient capacity to cater for mini 7v7 (although this is at capacity) and mini 5v5 demand, with mini 5v5 pitches currently have one match equivalent session of spare capacity. When factoring in future demand the shortfall worsens across adult and youth 11v11 pitches.

<sup>18</sup> In match equivalent sessions

<sup>19</sup> In match equivalent sessions

## HEREFORDSHIRE COUNCIL PLAYING PITCH & OUTDOOR SPORTS STRATEGY

Table 2.24: Summary of supply and demand

Pitch type	Demand (match equivalent sessions per week)				
	Actual spare capacity	Overplay	Current total	Future demand	Total
Adult	5	11.5	6.5	0.5	7
Youth 11v11	1	3	2	0.5	2.5
Youth 9v9	2	7	5	-	5
Mini 7v7	0.5	0.5	0	-	0
Mini 5v5	1	0	1	-	1

Most current overplay, is generated from high levels of demand across sites which contain poor quality pitches, in addition to a select number of pitches being overmarked by mini pitches. This worsens when accounting for the additional future demand. It should also be noted that a significant amount of spare capacity was discounted due to sites being situated in flood zones.

Scenarios on how to address the identified shortfalls will be explored in the proceeding Strategy & Action Plan including, but not limited to, improving pitch quality, reconfiguration of pitch type, securing access to sites with unsecure tenure and bringing back sites previously used.

## HEREFORDSHIRE COUNCIL PLAYING PITCH & OUTDOOR SPORTS STRATEGY

### Football – grass pitch summary

- ◀ **In conclusion, there is insufficient capacity to cater for current demand on adult, youth 11v11 and youth 9v9 pitches. There is currently sufficient capacity to cater for mini 7v7 (although this is at capacity) and mini 5v5 demand, with mini 5v5 pitches currently have one match equivalent session of spare capacity.**
- ◀ **When factoring in future demand the shortfall worsens across adult and youth 11v11 pitches.**
- ◀ The audit identifies a total of 197 grass football pitches within Herefordshire across 101 sites. Of these, 130 pitches are available (as seen in the table below), at some level, for community use across 47 sites. All unavailable pitches are located at education sites.
- ◀ There are nine sites identified that do not have official football pitches marked out but could have the capacity to provide pitches if required.
- ◀ There are future development plans aspirations from Ledbury Swifts FC, Belmont Wanderers FC and Ross Juniors FC.
- ◀ In total, 49 pitches are rated as standard quality and 65 as poor quality with just 16 pitches rated as good quality.
- ◀ Allpay Park – Moorhouse, Bosbury C of E Primary School, Broomy Hill, Hereford Cathedral School Pitches, Hereford City Sports Club, Hereford Leisure Centre, Hereford Leisure Pool (King George V Playing Fields), Ivington C of E Primary School, Ledbury Rugby Club, Leominster Town FC (Bridge Street Park, Riverside Primary School, Ross-on-Wye Sports Centre and Whitchurch C of E Primary School, which have all currently or historically been used for football, are located on flood zones.
- ◀ Of the 47 sites that are actively used for community football, nine sites (19%) are serviced by good quality ancillary facilities, 21 sites (45%) by standard quality ancillary facilities and 12 (26%) by poor quality ancillary facilities. The remaining five sites (11%) are not serviced by onsite clubhouse/changing room provision.
- ◀ Through the audit and assessment, 287 teams are identified as playing within Herefordshire. This consists of 56 adult men's, 12 adult women's, 53 youth 11v11 boys', 10 youth 11v11 girls', 36 youth 9v9 boys', 23 youth 9v9 girls' and 97 mini teams.
- ◀ In Herefordshire, there are four clubs which compete in the NLS.
- ◀ At present, just two clubs have women's teams within the Women's National League System.
- ◀ Seven clubs' report aspirations to increase the number of teams they provide. Through the clubs that quantified *potential* increase, there is a predicted growth of 29 teams.
- ◀ When aggregated actual spare capacity totals 9.5 match equivalent sessions per week across 16 pitches.
- ◀ In Herefordshire 20 pitches across 12 sites are overplayed by a combined total of 20 match equivalent sessions.

## **PART 3: THIRD GENERATION TURF (3G) ARTIFICIAL GRASS PITCHES (AGPS)**

### **3.1: Introduction**

Competitive football can take place on 3G surfaces that have been FIFA or International Matchball Standard tested and approved by the FA for inclusion on the FA pitch register. As such, in addition to training demand, a growing number of 3G pitches are now used for competitive match play, providing that the performance standard meets FIFA quality requirements.

World Rugby produced the 'Performance Specification for artificial grass pitches for rugby', more commonly known as 'Regulation 22', which provides the necessary technical detail to produce pitch systems that are appropriate for rugby union. The artificial surface standards identified in Regulation 22 allows matches to be played on surfaces that meet the required standard, meaning full contact activity, including tackling, rucking, mauling and lineouts, can take place.

Competitive rugby league play and contact practice is permitted to take place on 3G pitches which are deemed by the Rugby Football League (RFL) to meet its Performance Standard. Pitches fall under two categories; community club pitches which require retesting every two years and elite stadia pitches which require an annual retest. Much of the criteria within the RFL performance standard test also forms part of the World Rugby test, meaning World Rugby certified 3G pitches are considered by the RFL to be able to meet rugby league requirements, subject to passing an additional RFL performance standard test.

Many test contractors are able to offer reduced rates through efficiency savings to carry out multiple performance tests in the same session, therefore providers seeking 3G pitch compliancy for a number of sports would be recommended to consider this opportunity. Other sports that are known to use 3G pitches for training and match play include American football and lacrosse.

EH's Artificial Grass Playing Surface Policy (June 2016) advises that 3G pitches should not be used for hockey matches or training and that they can only be used for lower level hockey (introductory level) as a last resort when no sand-based or water-based AGPs are available.

### **3.2: Current provision**

A full size 3G pitch is considered by the FA to measure at least 100 x 64 metres (106 x 64 metres including run offs); however, for the purposes of this report, all pitches measuring over 94 x 55 metres (exclusive of run offs) are considered to be full size due to the amount of demand they can accommodate. Nationally, many 3G pitches are slightly undersized due to being converted from sand-based provision (dimensions for hockey are smaller than for football).

There are three full size 3G pitches in Herefordshire that fully comply with the above specification. All pitches are floodlit, available for community use and are located in the Hereford Analysis Area.

## HEREFORDSHIRE COUNCIL PLAYING PITCH & OUTDOOR SPORTS STRATEGY

*Table 3.1: Full size 3G pitches in Herefordshire*

Analysis area	Site ID	Site name	Post code	Community use?	Floodlit?	Size (meters)	Certification (Expiry)
Hereford	99	Old School Lane (Pegasus Juniors)	HR1 1EX	Yes	Yes	106 x 70	FIFA (31/05/22)
Hereford	140	The County Ground (Herefordshire FA)	HR4 9NA	Yes	Yes	106 x 70	FIFA (31/05/22)
Hereford	145	The Hereford Academy	HR2 7NG	Yes	Yes	102 x 64	FIFA (31/05/2024)

There are also two smaller size 3G pitches servicing Herefordshire. Comparable to full size provision both small size pitches are floodlit, available for community use and are located in the Hereford Analysis Area. Such pitches are generally not suitable for adult match play but can be used to accommodate youth and mini matches provided they are FA approved, of an adequate size and with adequate run-off areas. More commonly, they are used to accommodate training demand, commercial football leagues and social play.

*Table 3.2: Supply of small size 3G pitches in Herefordshire*

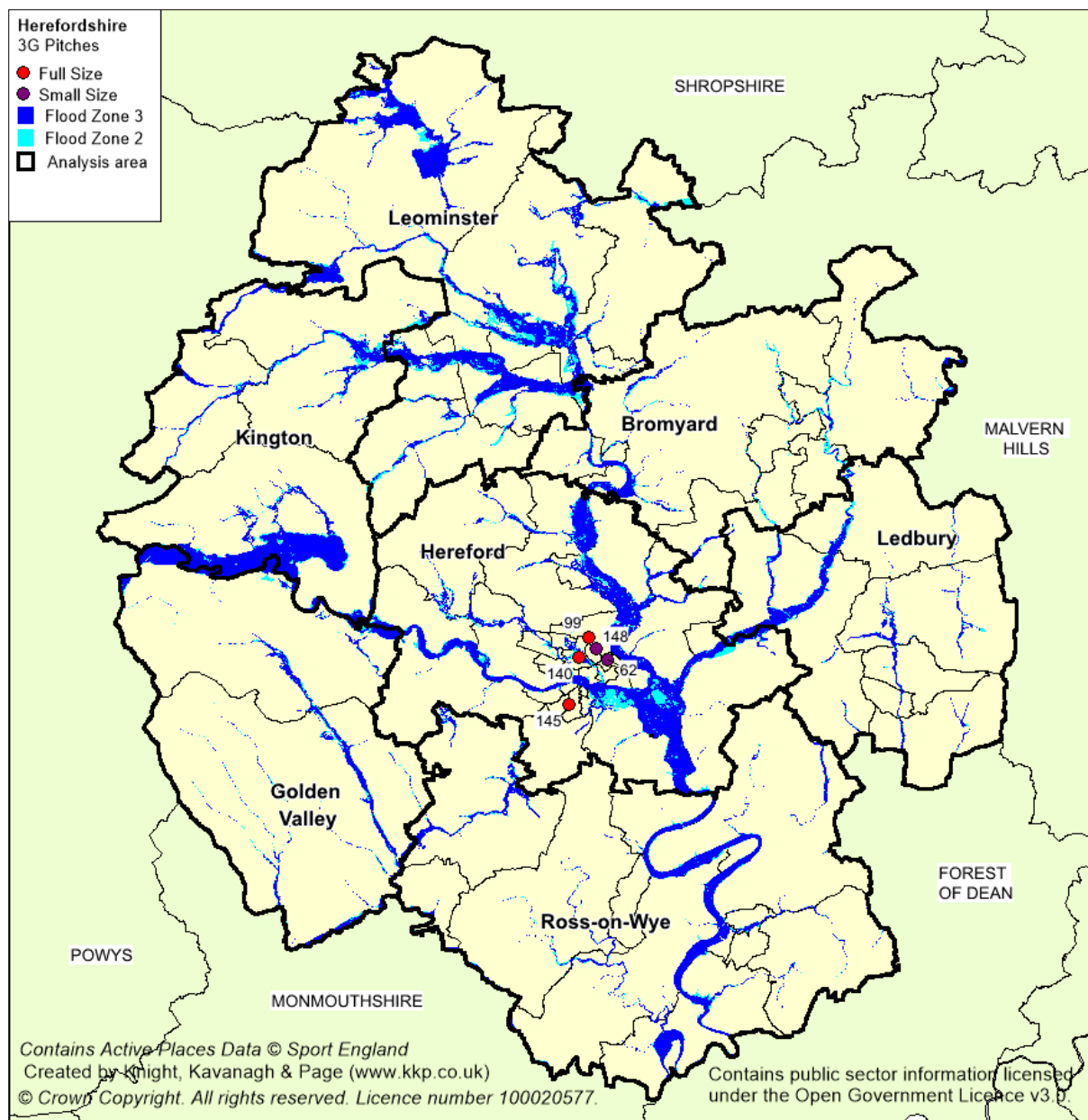
Analysis area	Site ID	Site name	Post code	No. of pitches	Community use?	Floodlit?	Size (metres)
Hereford	62	Hereford Sixth Form College	HR1 1LU	1	Yes	Yes	55 x 34
Hereford	148	The Point 4	HR1 1DT	1	Yes	Yes	46 x 25

It should be noted that there is no form of 3G provision, either full size or small size, in the Bromyard, Golden Valley, Kington, Ledbury, Leominster or Ross-on-Wye analysis areas.



# HEREFORDSHIRE COUNCIL PLAYING PITCH & OUTDOOR SPORTS STRATEGY

Figure 3.1: Location of full size 3G AGPs in Herefordshire



## Future provision

As discussed in Part 2: Football, Belmont Wanderers FC is currently working towards the development of its home site, Newton Farm (Hereford Analysis Area – HR2 7TD). The Club regularly meets with the Football Foundation and HFA to navigate through a Stronger Towns bid with the exact scope of the works required to be determined. This being said there are aspirations from the Club for this development to include the creation of a full size 3G pitch, in replacement of one of the onsite grass pitches.

Hereford Pegasus FC aspires to establish a second full size 3G pitch at Old School Lane (Pegasus Juniors FC). Similarly, Wellington FC also aspires to develop a full size 3G pitch onsite at Wellington Playing Field, it should be noted that both of these projects are purely club aspirational and are not considered an FF or HFA priority.

## HEREFORDSHIRE COUNCIL PLAYING PITCH & OUTDOOR SPORTS STRATEGY

---

The Football Foundation reports it is currently working with Queen Elizabeth High School (Bromyard) regarding developing a small size 3G pitch. This project was identified within the LFFP and has secured S106 investment. The School is looking at a delegated Football Foundation application submission within the near future (3-6 months), however, it should be noted it is still subject to planning permission.

Outlined in greater detail in Part 2: Football there are plans to create additional playing field in Ledbury at Land South of Little Marcle Road (adjacent to Ledbury Rugby Club). Although the specificity of potential provision has not been determined, anecdotal evidence suggests there are aspirations from Ledbury Swifts FC/Ledbury Town FC for some form of 3G provision.

Hereford RFC and Luctonians RFC both report aspirations for a World Rugby (WR) compliant 3G pitch within their locality, however, neither have any detailed plans at present. The former club has previously had planning permission to build a 3G pitch as part of a failed relocation in 2013.

Brimfield And Little Hereford TC aspires to refurbish its courts, however, not with a surface conducive to tennis. It indicates that as there is little demand for tennis at Brimfield And Little Hereford Sports Club it wants to resurface the macadam courts with a 3G surface.

Given that the LFFP is a live document informed by an up to date PPOSS, it is recommended that the project list is re-assessed following this update.

### ***FA Pitch Register***

In order for competitive matches to be played on 3G pitches, the pitch should be FIFA or IMS tested and approved and added to the FA Pitch Register, which can be found at: <https://footballfoundation.org.uk/3g-pitch-register>

Pitches undergo testing to become a FIFA Quality pitch (previously FIFA One Star) or a FIFA Quality Pro pitch (previously FIFA Two Star), with pitches commonly constructed, installed and tested in situ to achieve either accreditation. This comes after FIFA announced changes to 3G performance in October 2015 following consultation with member associations and licenced laboratories. The changes are part of FIFA's continued ambition to drive up performance standard in the industry and the implications are that all 3G pitches built through the FA framework will be constructed to meet the new criteria.

The changes from FIFA One Star to FIFA Quality will have minimal impact on the current hours of use guidelines, which suggests that One Star pitches place more emphasis on the product's ability to sustain acceptable performance and can typically be used for 60-85 hours per week with a lifespan of 20,000 cycles. In contrast, pitches built to FIFA Quality Pro performance standards are unlikely to provide the hours of use that some FIFA Two Star products have guaranteed in the past (previously 30-40 hours per week with a lifespan of 5,000 cycles). Typically, a FIFA Quality Pro pitch will be able to accommodate only 20-30 hours per week with appropriate maintenance due to strict performance measurements.

In Herefordshire, the pitches at Old School Lane (Pegasus Juniors) and The County Ground (Herefordshire FA) and The Hereford Academy are FIFA compliant.

# HEREFORDSHIRE COUNCIL PLAYING PITCH & OUTDOOR SPORTS STRATEGY

## **World Rugby (WR) compliant pitches**

To enable 3G pitches to host competitive rugby union matches, WR has developed the Rugby Turf Performance Specification. This is to ensure that the surfaces replicate the playing qualities of good quality grass pitches, provide a playing environment that will not increase the risk of injury and are of an adequate durability.

The specification includes a rigorous test programme that assesses ball/surface interaction and player/surface interaction and has been modified to align the standard with that of FIFA. Any 3G pitch used for any form of competitive rugby must comply with this specification and must be tested every two years to retain compliance.

There are no WR complaint 3G pitch within Herefordshire with the nearest located at Hartpury College (Forest of Dean), Worcester Warriors/Sixways Stadium (Wychavon) or the University of Gloucestershire (Gloucester).

## **Management**

The 3G pitch at The Hereford Academy is managed internally by the school whereas the pitch at the Old School Lane (Pegasus Juniors) is managed by the respective sports club, Hereford Pegasus Juniors FC. The remaining pitch, The County Ground, is owned and operated by Herefordshire FA.

## **Availability**

The table below, examines the availability of each community pitch during the week. The availability referenced is compared against availability at peak time, using Sport England's Facilities Planning Model (FPM). This applies an overall peak period for AGPs of 34 hours per week (Monday to Thursday 17:00-21:00; Friday 17:00-19:00; Saturday and Sunday 09:00-17:00). This totals 18 hours midweek and 16 hours on a weekend.

*Table 3.3: Summary of 3G pitch availability*

Analysis area	Site ID	Site	Availability	Midweek availability of pitch based on FPM (hours)	Weekend availability of pitch based on FPM (hours)
Hereford	99	Old School Lane (Pegasus Juniors)	Everyday 09:00 to 22:00	18/18	16/16
Hereford	140	The County Ground (Herefordshire FA)	Everyday 09:00 to 22:00	18/18	16/16
Hereford	145	The Hereford Academy	Monday to Friday 18:00 to 22:00 Saturday / Sunday 09:00 to 18:00	14/18	16/16

The pitches at Old School Lane (Pegasus Juniors) and The County Ground (Herefordshire FA) are considered widely available throughout the week. In comparison, the pitch at The Hereford Academy is used by the School Monday to Friday to meet curricular and extracurricular demand meaning it is not available for community use until 18:00, however, it is fully available at the weekend.

# HEREFORDSHIRE COUNCIL PLAYING PITCH & OUTDOOR SPORTS STRATEGY

## Quality

It is considered that the carpet of an AGP usually lasts for approximately ten years and it is the age of the surface, combined with maintenance levels, which most commonly affects quality. It is therefore recommended that sinking funds be put into place by providers to enable long-term sustainability, ongoing repairs and future refurbishment beyond this period.

Table 3.4: Age and quality of full size 3G pitches

Analysis area	Site ID	Site name	Post code	Year installed (resurfaced)	Quality
Hereford	99	Old School Lane (Pegasus Juniors)	HR1 1EX	2019	Good
Hereford	140	The County Ground (Herefordshire FA)	HR4 9NA	2019	Good
Hereford	145	The Hereford Academy	HR2 7NG	2012 (2018)	Good

Each pitch is rated as good quality having either been refurbished (The Hereford Academy) or installed within the last four years.

## Ancillary facilities

The ancillary amenities at Old School Lane and The County Ground are rated as good quality with the latter site recently having its facilities refurbished (2022). In comparison, the accompanying facilities at The Hereford Academy are rated as standard quality.

It should be noted that there is a planning application (P220137/F) at The County Ground for the development of a football stand (50 seated/50 standing) and an installation of a public address system.

### 3.3: Demand

The full size 3G pitches currently available for community use in Herefordshire are all reported to be operating at or close to capacity at peak times, especially during winter months when grass pitches cannot be used for training or recreational demand (due to a lack of floodlighting). This applies not only to midweek capacity but also to weekend capacity on account of many being FA approved to host competitive matches.

Currently, it is considered that the all community-based activity on 3G pitches is football related, with no known rugby union demand utilising artificial provision. Most of the capacity is being taken up by clubs for training and match play purposes, although there is also a strong presence of recreational football activity taking place (e.g., via unaffiliated groups).

Across the Country there are also often small-sided commercial leagues operating on 3G provision. This applies in Herefordshire, where Leisure Leagues operates at Old School Lane (Pegasus Juniors). Whilst Herefordshire Super 6s also takes place at Hereford Academy.

The table below summarises usage levels of the full size 3G provision in Herefordshire, where known, based on booking sheets supplied by the operators. This is compared against availability at peak time, using Sport England's Facilities Planning Model (FPM). This applies an overall peak period for AGPs of 34 hours per week (Monday to Thursday 17:00-21:00; Friday 17:00-19:00; Saturday and Sunday 09:00-17:00).

## HEREFORDSHIRE COUNCIL PLAYING PITCH & OUTDOOR SPORTS STRATEGY

Table 3.5: Current usage of full size 3G pitches across Herefordshire

Site ID	Site name	Midweek availability of pitch based on FPM (hours)	Midweek usage (hours)	Weekend availability of pitch based on FPM (hours)	Weekend usage (hours)
99	Old School Lane (Pegasus Juniors)	18/18	17/18	16/16	15/16
140	The County Ground (Herefordshire FA)	18/18	16/18	16/16	10/16
145	The Hereford Academy	13/18	Unknown	16/16	Unknown

As seen, the pitches at Old School Lane (Pegasus Juniors) and The County Ground (Herefordshire FA) are considered to have minimal midweek spare capacity remaining with one and two hours, respectively. This is due to heavy internal usage by the providers and high demand from the community where external availability exists.

The pitch at Old School Lane (Pegasus Juniors) is also used extensively at the weekend through a mixture of competitive (mainly from Hereford Pegasus FC) and leisure league demand on a Sunday. In comparison the pitch at The County Ground has more availability at the weekend as it is larger unused on a Sunday.

### **Football**

The FA considers high quality 3G pitches as an essential tool in promoting coach and player development, with the pitches considered to be great assets on account of being able to support intensive use and use during inclement weather. Primarily, such facilities have been installed for social use and training, however, they are increasingly being used for competition, which the FA wholly supports.

### *Training demand*

Getting access to good quality, affordable training facilities is a problem for many clubs throughout the country. In the winter months, midweek training is only possible at floodlit facilities, with 3G provision preferred by the FA and most clubs.

In Herefordshire, 62% of clubs that responded to consultation explicitly report that they require additional access to 3G provision, which represents a high proportion of unmet demand although it is relatively low when compared to other local authorities regionally and nationally. Some of these are training on 3G pitches but do not have capacity for all of their teams, or do not have access at preferred times. Others are not training on 3G pitches at all and are instead using sand-based pitches or indoor sports halls despite these not being their preferred surfaces.

The FA's long-term ambition is to provide every affiliated team in England the opportunity to train once per week on a floodlit 3G surface, together with priority access for every England Accredited Club through a partnership agreement. As such, it has established a model to calculate the required number of pitches to meet demand, with one full size pitch being required to service every 38 teams within a local authority. This is based on peak time access being Tuesday, Wednesday and Thursday evenings (Mondays and Fridays are discounted as it is considered that teams do not want to train in such close proximity to a weekend match, and it also allows for other forms of access such as for commercial leagues and recreational play).

## HEREFORDSHIRE COUNCIL PLAYING PITCH & OUTDOOR SPORTS STRATEGY

Using the above and based on 287 teams currently playing on football pitches in Herefordshire, there is a potential need for 7.5 full size 3G pitches.

For the model, in addition to full size pitches being included, both smaller size pitches are also incorporated as they are suitable for accommodating training demand. To calculate their contribution, a pitch large enough to cater for youth matches (but not adult) is considered to be the equivalent of half a full size pitch (0.5 pitches), whilst a pitch that is large enough for mini matches (but not youth or adult) is the equivalent of quarter of a full size pitch (0.25 pitches). Any pitch smaller than this is discounted, as are any pitches that are unavailable for community use.

The contribution each pitch makes towards the modelling is summarised in the table below. This then informs the proceeding modelling tables.

*Table 3.6: Contribution of 3G pitches in meeting training requirements*

Site ID	Site name	Analysis area	Size (metres)	Comments	Full size pitch equivalents
62	Hereford Sixth Form College	Hereford	55 x 34	Large enough to accommodate mini football	0.25
148	The Point 4	Hereford	46 x 25	Large enough to accommodate mini football	0.25
99	Old School Lane (Pegasus Juniors)	Hereford	106 x 70	Large enough to accommodate all football	1
140	The County Ground (Herefordshire FA)	Hereford	106 x 70	Large enough to accommodate all football	1
145	The Hereford Academy	Hereford	102 x 64	Large enough to accommodate all football	1
<b>Total</b>					<b>3.5</b>

As there are currently 3.5 pitch equivalents provided, this means that there is a potential need for four additional full size 3G pitches to meet all current training demand (including unmet demand).

*Table 3.7: Demand for 3G pitches in Herefordshire (based on 38 teams per pitch)*

Analysis area	Current number of teams	3G pitch requirement	Current number of 3G pitches	Potential shortfall
Bromyard	2	0 (0.05)	0	0
Golden Valley	3	0 (0.8)	0	0
Hereford	176	5 (4.63)	3.5	1.5
Kington	15	0 (0.39)	0	0
Ledbury	28	1 (0.74)	0	1
Leominster	29	1 (0.76)	0	1
Ross-on-Wye	34	1 (0.89)	0	1
<b>Herefordshire</b>	<b>287</b>	<b>8</b>	<b>3.5</b>	<b>4.5</b>

When considering future demand for an additional two teams (based on population forecasts), the future shortfall remains the same.

## HEREFORDSHIRE COUNCIL PLAYING PITCH & OUTDOOR SPORTS STRATEGY

Table 3.8: Future demand for 3G pitches in Herefordshire (based on 38 teams per pitch)

Analysis area	Future number of teams from pop. increase	3G pitch requirement	Current number of 3G pitches	Potential shortfall
Bromyard	2	0 (0.05)	0	0
Golden Valley	3	0 (0.8)	0	0
Hereford	178	5 (4.68)	3.5	1.5
Kington	15	0 (0.39)	0	0
Ledbury	28	1 (0.74)	0	1
Leominster	29	1 (0.76)	0	1
Ross-on-Wye	34	1 (0.89)	0	1
<b>Herefordshire</b>	<b>289</b>	<b>8</b>	<b>3.5</b>	<b>4.5</b>

### *The role of sand/water-based pitches*

The above section assumes that all football teams should train on 3G pitches. However, in practice, there is a national need for a proportion of football training demand to be retained on hockey suitable AGPs in order to maintain the financial and commercial sustainability of such provision. In Herefordshire, this is especially the case on the full size pitches at John Masefield High School and Whitecross High School, where football demand is relatively high.

The full size pitches at Bridge Street Sports Centre, Hereford Leisure Centre and John Kyrle Academy receive higher levels of hockey demand and are less reliant on other forms of activity. These pitches should be prioritised for hockey usage with a strategic approach outlined on how hockey demand can be increased, in cohesion, with any development of new 3G provision and the potential transfer of football demand off the pitches.

None of the smaller size sand-based AGP are large enough to accommodate any purposeful football demand and the majority are unavailable for community use.

For further information, please see Part 6: Hockey.

### *Match play demand*

Improving grass pitch quality is one way to increase the capacity at sites but given the cost of doing such work and the continued maintenance required (and associated costs), alternatives need to be considered that can offer a more sustainable model for the future of football. The substitute to grass pitches is the use of 3G pitches for competitive matches, providing that the pitch is FA approved, floodlit and available for community use during the peak period.

In Herefordshire, the three pitches that are FIFA compliant (Old School Lane, The Hereford Academy and The County Ground) already accommodate competitive matches.

Given the number teams playing in the Authority, and in particular in the Hereford Analysis Area, there is an opportunity for the number of teams using 3G pitches for competitive demand to be increased. If clubs are encouraged to transfer play and if priority is placed on accommodating such demand.

## HEREFORDSHIRE COUNCIL PLAYING PITCH & OUTDOOR SPORTS STRATEGY

---

Moreover, as the number of 3G pitches increases in line with meeting demand for training, so should the number of teams utilising the provision for matches, which in turn should relieve grass pitches of use. As such, whilst the number of 3G pitches needed for matches will never outweigh the number of 3G pitches needed for training (as they would not be sustainable without midweek usage), maximising the pitches that are in place and that are proposed should be fully supported. This will be further explored in the proceeding strategy document via a range of scenarios for transferring play.

The use of 3G provision for matches also emphasises the importance of maintaining good quality pitches. Should pitches become poor quality, they will likely lose accreditation to accommodate fixtures. This will then result in all teams using the provision needing to transfer to grass pitches, adding to their usage, reducing their capacity and further diminishing their quality.

### ***Rugby union***

As mentioned previously, there is no WR compliant 3G pitch within Herefordshire. Given the grass pitch shortfalls identified within Part 5 of this report, and the demand from Hereford RFC and Luctonians RFC, scope exists to explore the feasibility of establishing provision in the future.

This would be particularly beneficial at sites that can service clubs with overplayed grass pitches and with no other realistic alternative for alleviation. There could also be opportunities to provide some of the clubs with access to the pitches that are already in place if they are willing to hire out the facilities.

### ***Other sports***

No other sports clubs/users are presently identified as accessing the existing stock of 3G pitches in Herefordshire (outside of some school activity). Furthermore, with limited demand identified in the Authority, and with limited presence of other relevant sports, no demand for access has been uncovered.

## **3.4: Supply and demand analysis**

For football, there is limited spare capacity on the present supply of 3G pitches when teams require access for training purposes, leading to several clubs reporting a need for increased provision. The FA training model suggests that there is a potential shortfall of at least four full size 3G pitches, this remains the same when taking into consideration future growth from population forecasts.

For rugby union, the creation of a WR compliant 3G pitch should be explored in order to alleviate identified shortfalls on grass pitches. It could be achieved in collaboration with reducing shortfalls for football, or exclusively if it is adjudged that the provision would receive enough usage and be sustainable without football demand.

The proceeding Strategy & Action Plan document will run specific scenarios on where shortfalls can be alleviated, via analysis area, based on aforementioned football and rugby union demand. This will also factor in the utilisation of hockey suitable AGPs for football and if this has an impact on the overall requirement for 3G provision.

It will also examine what the potential shortfall of 3G provision could be if club aspirational demand is taken into consideration.



### 3G summary

- ◀ **In conclusion, there is an insufficient supply of full size 3G pitches in Herefordshire to meet current and anticipated future demand for football training.**
- ◀ There is a potential need for four additional full size 3G pitches to meet all current training demand.
- ◀ The full size hockey suitable AGPs at John Masefield High School and Whitecross High School have high levels of football demand. In comparison, the full size hockey suitable pitches at Bridge Street Sports Centre, Hereford Leisure Centre and John Kyrle Academy receive higher levels of hockey demand.
- ◀ There are three full size 3G pitches in Herefordshire. All pitches are floodlit, available for community use and are located in the Hereford Analysis Area.
- ◀ There are also two smaller size 3G pitches both of which are floodlit, available for community use and are located in the Hereford Analysis Area.
- ◀ It should be noted that there is no form of 3G provision, either full size or small size, in the Bromyard, Golden Valley, Kington, Ledbury, Leominster or Ross-on-Wye analysis areas.
- ◀ There are aspirations to create new 3G provision by Belmont Wanderers FC (Newton Farm), Hereford Pegasus FC (Old School Lane) and Hereford RFC/ Luctonians RFC.
- ◀ In Herefordshire, the pitches at Old School Lane (Pegasus Juniors), The County Ground (Herefordshire FA) and The Hereford Academy are FIFA compliant.
- ◀ Each of the full size pitches are rated as good quality having either been refurbished (The Hereford Academy) or installed within the last four years.
- ◀ The pitches at Old School Lane (Pegasus Juniors) and The County Ground (Herefordshire FA) are considered to have minimal midweek spare capacity remaining with one and two hours, respectively.

### PART 4: CRICKET

#### 4.1: Introduction

Herefordshire Cricket Board (HCB) serves as the main governing and representative body for cricket across Herefordshire. Working closely with the England and Wales Cricket Board (ECB), it is responsible for the management and development of every form of recreational cricket for men, women and children within the Authority. It is currently working with the ECB on delivering its Inspiring Generations Strategy which has been live since 2020.

#### *County Facilities Strategy (CFS)*

In 2022, to build upon the ECB's Inspiring Generations Strategy, the ECB has started the process of producing County Facilities Strategies (CFS). A CFS will be produced by each individual county cricket board and will be unique to its geographical area as well as being diverse in its representation.

The CFS will be a 'long-term' plan with county boards ensuring the Strategy provides a ten-year view of facility needs. Like a PPS, the county cricket boards will establish key stakeholders (clubs, leagues, county sports partnerships, county pitch advisors & Sport England etc) within its locality to consult during the development of the Strategy.

Each county cricket board will utilise up to date PPS within its locality to support the development of the CFS, utilising the PPS findings as a 'high-quality' evidence base. The CFS will look at a range of facilities which support cricket across its region, with the ECB setting out guidelines to ensure that the following facilities are considered throughout the development of the CFS:

#### *Types of facility*

- ◀ "Traditional" outdoor facilities
  - ◀ Pitches and Outfields
  - ◀ Pavilions
  - ◀ Practice
  
- ◀ "Non-traditional" facilities
  - ◀ Multi Use Games Areas
  - ◀ Tapeball/softball spaces
  - ◀ Courts or cages
  
- ◀ Indoor facilities
  - ◀ Practice (multi use halls)
  - ◀ Performance (cricket specific)
  - ◀ Matchplay (6 or 8 a side)

Each CFS will be used to shape investment decisions and priorities, particularly how each county cricket board will use the devolved budget within the County Grants Fund and prioritise larger scale strategic projects.

Notwithstanding the above, it is important to recognise that the CFS is an investment portfolio of priority projects for potential investment; it is not a detailed supply and demand analysis of all pitch provision in a local area. Consequently, it cannot be used in place of a PPS and is not an accepted evidence base for development proposals that need to be judged against the NPPF and Sport England's Playing Field Policy.

# HEREFORDSHIRE COUNCIL PLAYING PITCH & OUTDOOR SPORTS STRATEGY

## Consultation

There are 22 cricket clubs playing in Herefordshire. Through video consultation and surveys, a total club response rate of 91% has been achieved, with only two clubs not responding as seen below.

Table 4.1: Summary of cricket club consultation

Club name	Analysis area	Response
Almeley CC	Kington	Yes
Bartestree & Lugwardine CC	Hereford	Yes
Bosbury CC	Ledbury	Yes
Brampton Bryan and Leintwardines CC	Leominster	Yes
Brockhampton CC	Ross-on-Wye	Yes
Bromyard CC	Bromyard	Yes
Burghill, Tillington & Weobley CC	Hereford	Yes
Canon Frome CC	Ledbury	Yes
Colwall CC	Ledbury	Yes
Dales CC	Leominster	Yes
Eastnor CC	Ledbury	Yes
Fownhope Strollers CC	Hereford	Yes
Garnons CC	Hereford	Yes
Goodrich CC	Ross-on-Wye	Yes
Herefordians CC	Hereford	No
Kington CC	Kington	Yes
Ledbury CC	Ledbury	Yes
Luctonians CC	Leominster	No
Moccas CC	Golden Valley	Yes
Ross-on-Wye CC	Ross-on-Wye	Yes
Woolhope CC	Ross-on-Wye	Yes
Wormelow CC	Ross-on-Wye	Yes

## 4.2: Supply

There are 38 grass wicket squares in Herefordshire located across 33 sites, of which, 26 are available for community use. In addition, there is also a grass square at West Malvern Cricket Club (Ledbury Analysis Area), however, following consultation with the ECB and Worcestershire Cricket Board this site and club was included within the Malvern PPS. This is based on the Club affiliating to Worcestershire Cricket Board rather than Herefordshire Cricket Board.

The Hereford, Ledbury and Ross-on-Wye analysis areas have the most available natural turf provision with six squares each (23%). Whilst the Leominster Analysis Area has four available squares (15%), the Kington Analysis Area has two available squares (8%), and the Bromyard and Golden Valley analysis areas have one available square each (4%).

### Non-turf pitches (NTPs)

The ECB highlights that non-turf pitches (NTPs) which follow its TS6 guidance on performance standards are suitable for high level, senior play and are considered to have carrying capacity of 60 match equivalent sessions per season, although this may include training sessions via the use of mobile nets.

## HEREFORDSHIRE COUNCIL PLAYING PITCH & OUTDOOR SPORTS STRATEGY

However, not all local leagues permit use of NTPs for match play and nationally those which do typically allow use for lower level of competition or within lower divisions.

In Herefordshire, there are seven NTPs which accompany grass wicket squares, as well as nine standalone NTPs.

Table 4.2: Summary of NTPs in Herefordshire

Analysis area	Site ID	Site name	Post code	Com use?	Number of NTPs	Position
Bromyard	107	Queen Elizabeth High School	HR7 4QS	Yes	1	Standalone
Bromyard	113	Sapey Cricket Ground	WR6 6EU	Yes	1	Square
Golden Valley	44	Escley & District Sports Pavilion	HR2 0JS	Yes	1	Standalone
Hereford	25	Burghill Tillington & Weobley Cricket Club	HR4 8LL	Yes	1	Square
Hereford	48	Fownhope Recreation Field	HR1 4PJ	Yes	1	Standalone
Hereford	60	Hereford Leisure Centre	HR4 9UD	Yes	1	Standalone
Hereford	72	Kingstone Academy	HR2 9HJ	No	1	Standalone
Hereford	124	St Mary's RC High School	HR1 4DR	Yes	1	Standalone
Hereford	185	Herefordshire Cricket Ground (Pentland Gardens)	HR4 0TN	Yes	1	Square
Ledbury	10	Bishops Frome Sports Ground	WR6 5DA	No	1	Standalone
Leominster	88	Luctonians Sports Club	HR6 9SB	Yes	1	Square
Leominster	166	Wigmore Leisure Centre	HR6 9UW	Yes	1	Square
Ross-on-Wye	66	John Kyrle Academy	HR9 7ET	No	1	Standalone
Ross-on-Wye	112	Ross-On-Wye Sports Centre	HR9 5JA	Yes	1	Square
					1	Standalone
Ross-on-Wye	170	Wormelow Cricket Club	HR2 8EJ	Yes	1	Square

### Ball strike

Where there is either new cricket provision being put in place, or more commonly a development which may prejudice the use of the cricket facility, there is a requirement for a full ball strike risk assessment to be undertaken and appropriate mitigation put in place as part of the development. As such, the ECB recommends that the clubs and organisations seek to have a ball strike risk assessment undertaken; further information can be provided by the ECB.

### Disused sites

Playing fields which have previously accommodated formal pitch provision are categorised as disused. A disused site is a playing field which is not being used at all by any users and is not available for community hire either.

There was previously a five wicket cricket square and one NTP at The Hayes (Kington Analysis Area) which ceased maintenance *circa* 2009. The site is now maintained as agricultural land. The clubhouse which catered for the grass square is currently still standing.

## HEREFORDSHIRE COUNCIL PLAYING PITCH & OUTDOOR SPORTS STRATEGY

---

Sapey Cricket Ground (Bromyard Analysis Area) previously accommodated a four wicket grass cricket square alongside an NTP. The site has not been maintained for cricket since *circa* 2013 when the former users, Sapey CC, folded. Players from Sapey CC moved to other clubs in the area to access cricket.

Pencombe Recreation Ground (Golden Valley Analysis Area) was last used and maintained for cricket *circa* 2013. However, the site itself continued to be used and maintained for football until around 2018. The grass square accommodated five wickets and was used by Pencombe CC before the Club became nomadic playing irregular friendly fixtures at hosting teams.

Marden Recreation Ground (Hereford Analysis Area) previously accommodated an eight wicket grass square. In 2014, the landlord of the local public house The Volunteer Inn did not renew the yearly license for use by Marden CC. Therefore in 2014, the site became disused and ceased maintenance for cricket.

### ***Disused cricket provision***

In addition to disused sites there are three active sites in Herefordshire which used to accommodate cricket.

Bridge Street Sports Centre (Leominster Analysis Area) previously had a 10 wicket square maintained for cricket *circa* 1999. The site no longer accommodates cricket; however, still accommodates other sports such as hockey, tennis, netball and football.

Hereford City Sports Club (Hereford Analysis Area) is now solely used for rugby union activity by Greyhound RFC. Previously the site accommodated a 14 grass cricket square, with satellite imagery suggesting it has not been maintained since *circa* 2013.

Eastnor Cricket Club (Ledbury Analysis Area) previously accommodated a second cricket square onsite, as recently as 2018. Due to Eastnor CC no longer operating a Saturday third team, the square was no longer required, however, the Club has plans to re-establish the third team and would look at bringing the second square back into use.

Ewyas Harold Recreation Ground (Golden Valley Analysis Area) previously accommodated an NTP and four wicket grass square. The site is still actively used for football, with the cricket provision onsite not being maintained since *circa* 2009.

Widemarsh Common (Hereford Analysis Area) is actively used for football. The site previously had an eight grass wicket square onsite, with an NTP attached. The cricket provision onsite has not maintained or accessed since *circa* 2009.

Previously, Victoria Park (Hereford Analysis Area) accommodated an NTP onsite. The NTP has since been removed and is no longer onsite, satellite imagery suggests the NTP was removed *circa* 2009.

Hereford Leisure Pool (Hereford Analysis Area) was previously used for cricket. The site accommodated a five wicket grass square, however, ceased maintenance for cricket use *circa* 2009. The site remains active for other sporting use.

Wellington Playing Field (Hereford Analysis Area) previously accommodated a four wicket grass square, the site is still active for football, however, the square has not been maintained for cricket for a number of years, with evidence suggesting it has had no use since *circa* 2009.

# HEREFORDSHIRE COUNCIL PLAYING PITCH & OUTDOOR SPORTS STRATEGY

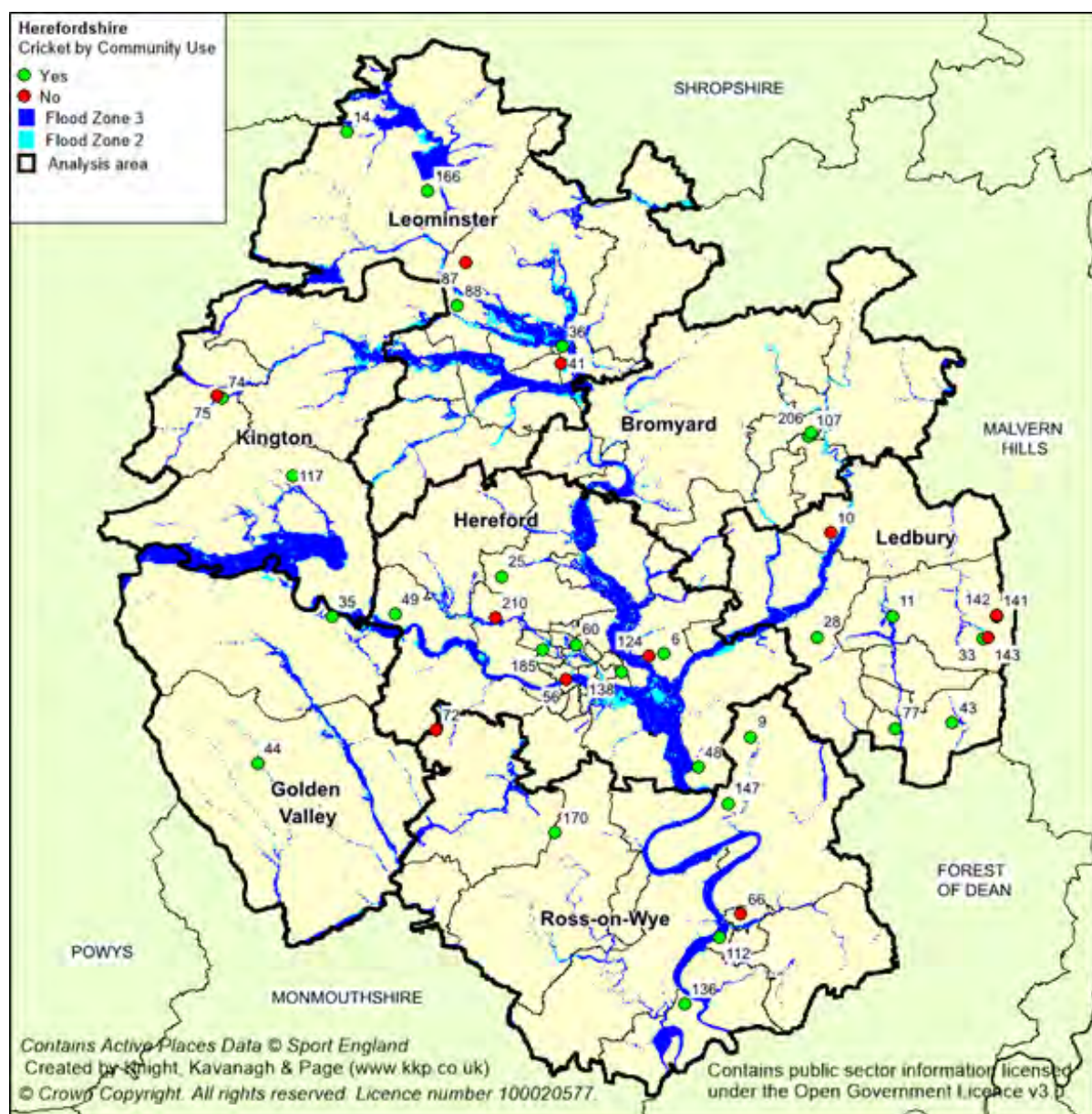
Ledbury Rugby Club (Ledbury Analysis Area) is an active site, with both football, rugby union and American football activity taking place onsite. The also previously had an active grass cricket square onsite, however, the eight wicket square ceased maintenance *circa* 2009.

Dorstone Playing Field (Golden Valley Analysis Area) previously accommodated a six wicket grass square which ceased maintenance *circa* 2013. The site as a whole still maintains a crown green and is active for bowls members, therefore cannot be classed as a disused site.

### Future developments

Bartestree & Lugwardine CC reports that for continued growth, it plans to develop a second ground at Bartestree And Lugwardine Playing Fields. It has had discussions with the local Playing Fields Trust around developing the field East of the current site into a second cricket square. This development would see an additional changing facility alongside the square.

Figure 4.1: Location of grass cricket squares in Herefordshire



# HEREFORDSHIRE COUNCIL PLAYING PITCH & OUTDOOR SPORTS STRATEGY

Table 4.3: Key to map

Analysis area	Site ID	Site name	Postcode	Community use (Yes/No)
Bromyard	107	Queen Elizabeth High School	HR7 4QS	Yes
Bromyard	206	Flaggoners Green	HR7 4QS	Yes
Golden Valley	35	Coppice Field (Moccas Cricket Club)	HR2 9LG	Yes
Golden Valley	44	Escley & District Sports Pavilion	HR2 0JS	Yes
Hereford	6	Bartestree And Lugwardine Playing Fields	HR1 4BU	Yes
Hereford	25	Burghill Tillington & Weobley Cricket Club	HR4 8LL	Yes
Hereford	48	Fownhope Recreation Field	HR1 4PJ	Yes
Hereford	49	Garnons Cricket Club	HR4 7LD	Yes
Hereford	56	Hereford Cathedral School Pitches	HR4 0PH	No
Hereford	60	Hereford Leisure Centre	HR4 9UD	Yes
Hereford	72	Kingstone Academy	HR2 9HJ	No
Hereford	124	St Mary's RC High School	HR1 4DR	No
Hereford	138	The Bishop of Hereford's Bluecoat School (Hampton Dene Playing Fields)	HR1 1UX	Yes
Hereford	185	Herefordshire Cricket Ground (Pentland Gardens)	HR4 0TN	Yes
Hereford	210	RAF Hereford	HR4 7EW	No
Kington	74	Kington Recreation Ground	HR5 3AW	Yes
Kington	75	Lady Hawkins Community Leisure Centre (Kington)	HR5 3AG	No
Kington	117	Spearsmarsh Common	HR3 6LH	Yes
Ledbury	10	Bishops Frome Sports Ground	WR6 5DA	No
Ledbury	11	Bosbury C of E Primary School	HR8 1PX	Yes
Ledbury	28	Canon Frome Cricket Club	HR8 2SB	Yes
Ledbury	33	Colwall Cricket Club	WR13 6EH	Yes
Ledbury	43	Eastnor Cricket Club	HR8 1RW	Yes
Ledbury	77	Ledbury Cricket Club	HR8 2LW	Yes
Ledbury	141	The Downs - Malvern College Preparatory School	WR13 6EY	No
Ledbury	142	The Downs - Malvern College Sports Field	WR13 6EX	No
Ledbury	143	The Elms School	WR13 6EF	No
Leominster	14	Brampton Bryan and Leintwardine Cricket Club	SY7 0DH	Yes
Leominster	36	Dales Cricket Club	HR6 8DY	Yes
Leominster	41	Earl Mortimer College and Sixth Form Centre	HR6 8JJ	No
Leominster	87	Lucton School	HR6 9PN	No
Leominster	88	Luctonians Sports Club	HR6 9SB	Yes
Leominster	166	Wigmore Leisure Centre	HR6 9UW	Yes
Ross-on-Wye	9	Berryfield Woolhope Playing Fields	HR1 4QZ	Yes
Ross-on-Wye	66	John Kyrle Academy	HR9 7ET	No
Ross-on-Wye	112	Ross-On-Wye Sports Centre	HR9 5JA	Yes

## HEREFORDSHIRE COUNCIL PLAYING PITCH & OUTDOOR SPORTS STRATEGY

Analysis area	Site ID	Site name	Postcode	Community use (Yes/No)
Ross-on-Wye	136	The Avenue (Goodrich Cricket Club)	HR9 6HT	Yes
Ross-on-Wye	147	The Parks	HR1 4TQ	Yes
Ross-on-Wye	170	Wormelow Cricket Club	HR2 8EJ	Yes

### Security of tenure

A site is considered to offer unsecure tenure if access to the cricket provision onsite is not known to be guaranteed to be retained over the next three years. The table below identifies tenure arrangements for all affiliated clubs.

Though operated through rental without long-term agreement, formal hire of Council managed cricket pitch provision is considered to offer secure tenure as part of the Council's maintained recreation and leisure offer.

Table 4.4: Summary of security of tenure for Herefordshire cricket clubs

Analysis area	Site ID	Site	Post code	Club	Arrangement	Tenure
Bromyard	206	Flaggoners Green	HR7 4QS	Bromyard CC	Freehold	Secure
Golden Valley	35	Coppice Field (Moccas Cricket Club)	HR2 9LG	Moccas CC	Leasehold (Until 2027)	Secure
Hereford	6	Bartestree And Lugwardine Playing Fields	HR1 4BU	Bartestree & Lugwardine CC	Unknown	Secure
Hereford	25	Burghill Tillington & Weobley Cricket Club	HR4 8LL	Burghill Tillington & Weobley CC	Leasehold (Until 2028)	Secure
Hereford	48	Fownhope Recreation Field	HR1 4PJ	Fownhope Strollers CC	Leasehold (Until 2042)	Secure
Hereford	49	Garnons Cricket Club	HR4 7LD	Garnons CC	Annual Peppercorn Rent	Unsecure
Hereford	138	The Bishop of Hereford's Bluecoat School (Hampton Dene Playing Fields)	HR1 1UX	Herefordians CC	Rented from the school	Unsecure
Hereford	185	Herefordshire Cricket Ground (Pentland Gardens)	HR4 0TN	Herefordshire CCC	Leasehold (25 year agreement)	Secure
Kington	74	Kington Recreation Ground	HR5 3AW	Kington CC	Leasehold (Until 2027)	Secure
Kington	117	Spearsmarsh Common	HR3 6LH	Almeley CC	Leasehold	Secure



## HEREFORDSHIRE COUNCIL PLAYING PITCH & OUTDOOR SPORTS STRATEGY

Analysis area	Site ID	Site	Post code	Club	Arrangement	Tenure
Ledbury	11	Bosbury C of E Primary School	HR8 1PX	Bosbury CC	Leasehold	Secure
Ledbury	28	Canon Frome Cricket Club	HR8 2SB	Canon Frome CC	Leasehold (Until 2026)	Secure
Ledbury	33	Colwall Cricket Club	WR13 6EH	Colwall CC	Leasehold (Until 2044)	Secure
Ledbury	43	Eastnor Cricket Club	HR8 1RW	Eastnor CC	Leasehold (Until 2030)	Secure
Ledbury	77	Ledbury Cricket Club	WR13 6EF	Ledbury CC	Freehold	Secure
Leominster	14	Brampton Bryan and Leintwardine Cricket Club	SY7 0DH	Brampton Bryan & Leintwardine CC	Annual Peppercorn Rent	<b>Unsecure</b>
Leominster	36	Dales Cricket Club	HR6 8DY	Dales CC	Freehold	Secure
Leominster	88	Luctonians Sports Club	HR6 9SB	Luctonians CC	Freehold	Secure
Ross-on-Wye	9	Berryfield Woolhope Playing Fields	HR1 4QZ	Woolhope CC	Leasehold (10 year rolling agreement)	Secure
Ross-on-Wye	112	Ross-On-Wye Sports Centre	HR9 5JA	Ross-on-Wye CC	Leasehold (Until 2028)	Secure
Ross-on-Wye	136	The Avenue (Goodrich Cricket Club)	HR9 6HT	Goodrich CC	Freehold	Secure
Ross-on-Wye	147	The Parks	HR1 4TQ	Brockhampton CC	Leasehold (Until 2047)	Secure
Ross-on-Wye	170	Wormelow Cricket Club	HR2 8EJ	Wormelow CC	Freehold	Secure

All but three clubs in Herefordshire are considered to have secure tenure at their home venues through either ownership (five clubs), long-term leasehold (three years or more remaining, 13 clubs) or annual peppercorn rent agreements (three clubs).

### ***Pitch quality***

The quality of cricket pitches has been rated via a combination of site visits (using non-technical assessments<sup>20</sup> as determined by the ECB) and user consultation to reach and apply an agreed rating as follows:

- ◀ Good
- ◀ Standard
- ◀ Poor

The percentage parameters used for the non-technical assessments were as follows; Good (>80%), Standard (50-79%), Poor (<49%).

<sup>20</sup> See Appendix Two for non-technical assessment criteria for cricket squares

## HEREFORDSHIRE COUNCIL PLAYING PITCH & OUTDOOR SPORTS STRATEGY

Maintaining high pitch quality is the most important aspect of cricket; if the wicket is poor, it can affect the quality of the game and can, in some instances, become dangerous. As an example, if a square is poor quality, a ball can bounce erratically on a wicket and become a danger to nearby players.

All grass cricket squares within Herefordshire receive a quality rating based on a combination of non-technical assessments and club/league consultation. Of the 26 squares available for community use, 17 are rated as good quality (65%) and nine are rated as standard quality (35%).

Table 4.5: Quality ratings for grass wicket squares (all pitches)

Analysis area	Site ID	Site	Postcode	Com use?	No. of squares	Square quality
Bromyard	206	Flaggoners Green	HR7 4QS	Yes	1	Good
Golden Valley	35	Coppice Field (Moccas Cricket Club)	HR2 9LG	Yes	1	Good
Hereford	6	Bartestree And Lugwardine Playing Fields	HR1 4BU	Yes	1	Good
Hereford	25	Burghill Tillington & Weobley Cricket Club	HR4 8LL	Yes	1	Standard
Hereford	48	Fownhope Recreation Field	HR1 4PJ	Yes	1	Standard
Hereford	49	Garnons Cricket Club	HR4 7LD	Yes	1	Good
Hereford	56	Hereford Cathedral School Pitches	HR4 0PH	No	3	Good
Hereford	138	The Bishop of Hereford's Bluecoat School (Hampton Dene Playing Fields)	HR1 1UX	Yes	1	Good
Hereford	185	Herefordshire Cricket Ground (Pentland Gardens)	HR4 0TN	Yes	1	Good
Hereford	210	RAF Hereford	HR4 7EW	No	1	Good
Kington	74	Kington Recreation Ground	HR5 3AW	Yes	1	Standard
Kington	75	Lady Hawkins Community Leisure Centre (Kington)	HR5 3AG	No	1	Good
Kington	117	Spearsmarsh Common	HR3 6LH	Yes	1	Good
Ledbury	11	Bosbury C of E Primary School	HR8 1PX	Yes	1	Standard
Ledbury	28	Canon Frome Cricket Club	HR8 2SB	Yes	1	Standard
Ledbury	33	Colwall Cricket Club	WR13 6EH	Yes	2	Good
Ledbury	43	Eastnor Cricket Club	HR8 1RW	Yes	1	Good
Ledbury	141	The Downs - Malvern College Preparatory School	HR8 2LW	No	1	Good
Ledbury	142	The Downs - Malvern College Sports Field	WR13 6EY	No	2	Good
Ledbury	143	The Elms School	WR13 6EX	No	2	Good
Ledbury	77	Ledbury Cricket Club	WR13 6EF	Yes	1	Good
Leominster	14	Brampton Bryan and Leintwardine Cricket Club	SY7 0DH	Yes	1	Standard
Leominster	36	Dales Cricket Club	HR6 8DY	Yes	1	Good
Leominster	41	Earl Mortimer College and Sixth Form Centre	HR6 8JJ	No	1	Standard

## HEREFORDSHIRE COUNCIL PLAYING PITCH & OUTDOOR SPORTS STRATEGY

Analysis area	Site ID	Site	Postcode	Com use?	No. of squares	Square quality
Leominster	87	Lucton School	HR6 9PN	No	1	Good
Leominster	88	Luctonians Sports Club	HR6 9SB	Yes	1	Good
Leominster	166	Wigmore Leisure Centre	HR6 9UW	Yes	1	Standard
Ross-on-Wye	9	Berryfield Woolhope Playing Fields	HR1 4QZ	Yes	1	Standard
Ross-on-Wye	112	Ross-On-Wye Sports Centre	HR9 5JA	Yes	1	Standard
Ross-on-Wye	136	The Avenue (Goodrich Cricket Club)	HR9 6HT	Yes	1	Good
Ross-on-Wye	147	The Parks	HR1 4TQ	Yes	2	Good
Ross-on-Wye	170	Wormelow Cricket Club	HR2 8EJ	Yes	1	Good

The Herefordshire Cricket Ground (Pentland Gardens) is currently assessed as only being able to cater for junior cricket demand. Herefordshire CCC believes that the site is of the ability to cater for low level senior cricket demand and is currently exploring the conditions of use on site. It has recently been approached by two clubs (Bartestree & Lugwardine CC and Burghill Tillington & Weobley CC) for use of the site for both clubs Third XI's. The ECB are looking to support this and are going to have a Labosport ballstrike assessment to understand risks and proximity of houses surrounding the ground.

### *Flooding*

Kington Recreation Ground, Bosbury C of E Primary School, Dales Cricket Club, Ross-On-Wye Sports Centre which have all currently or historically been used for cricket, are located on flood zones.

The ECB working with Sport England, has produced a set of information for clubs that have been affected by adverse weather in England<sup>21</sup>. Sport England, when necessary, can also offer various funding options for clubs that have been affected by flooding.

### *Performance Quality Standards*

To obtain a full technical assessment of wickets and pitches, the ECB recommends a Performance Quality Standard (PQS) assessment to determine whether a cricket square meets the Performance Quality Standards which are benchmarked by the Grounds Management Association (GMA). There are three categories of measurement that relate to the overall quality of the square: structural quality, presentational quality and playing quality. Once a square has been assessed it is given a quality rating, as shown below.

*Table 4.6: Performance Quality Standard assessment ratings*

Quality Rating	Details
Premier (High)	Where the surface is intended for Premier League play, with those within the top quartile capable of holding minor county and 1st class one day matches. May include some of the better schools and university pitches.
Club (Standard)	A Club pitch suitable for league, school and junior cricket.
Basic	An acceptable level suitable for recreational cricket and where the surface is designed and maintained within tight financial limitations such as local authorities.

<sup>21</sup> <https://www.sportengland.org/how-we-can-help/facilities-and-planning/sustainability>

## HEREFORDSHIRE COUNCIL PLAYING PITCH & OUTDOOR SPORTS STRATEGY

Quality Rating	Details
Unsuitable	This is where the surface is deemed unfit or unsafe for play.

Clubs can contact the ECB to arrange for a Grounds Management Association (GMA) pitch advisor to undertake a Performance Quality Standard assessment. Clubs can choose from three different reports (comprehensive/mini/verbal) that vary in cost. A fully comprehensive report includes soil testing and guidance on machinery and corrective procedures, a mini report includes guidance on machinery and corrective procedures and a verbal report is a spoken version of a mini report.

### **Ancillary facilities**

The extent of ancillary facilities required differs between times of play. For example, senior teams playing at weekends typically need to access clubhouse and kitchen facilities to provide teas, whereas this is often not required for junior and short format senior matches, where the need is more for access to suitable changing and/or toilet facilities.

Quality and access to required match day and preparatory facilities across the Authority is varied, with clubs playing at privately managed or sports club sites generally better served than those playing at community managed provision.

Ancillary facility rating is primarily influenced by the type and quality of amenities which are available on a site, such as a clubhouse, changing rooms, showering provision, car parking, dedicated umpire, spectator facilities and boundary fencing. Provision of high quality ancillary facilities is a key aspect of the ECB 'Inspiring Generations' Strategy, to meet the expectations of the core participation base as well as key growth markets such as women and girls, South Asian and BAME communities and All Stars and Dynamos cricket (detailed later in the section).

The audit of ancillary facilities at available grass pitch cricket sites determines that nine squares (33%) are accompanied by good quality provision, whilst 12 (44%) squares are accompanied by standard quality provision. There are three (11%) squares accompanied by poor quality provision. There are two squares at Brampton Bryan and Leintwardine Cricket Club and Wigmore Leisure which are accompanied by no provision.

*Table 4.7: Changing room quality (at sites with used natural turf squares)*

Analysis Area	Site ID	Site	Postcode	No. of squares	Quality
Bromyard	206	Flaggoners Green	HR7 4QS	1	Good
Golden Valley	35	Coppice Field (Moccas Cricket Club)	HR2 9LG	1	Standard
Hereford	6	Bartestree And Lugwardine Playing Fields	HR1 4BU	1	Good
Hereford	25	Burghill Tillington & Weobley Cricket Club	HR4 8LL	1	Poor
Hereford	48	Fownhope Recreation Field	HR1 4PJ	1	Good
Hereford	49	Garnons Cricket Club	HR4 7LD	1	Standard
Hereford	138	The Bishop of Hereford's Bluecoat School (Hampton Dene Playing Fields)	HR1 1UX	1	Standard
Hereford	185	Herefordshire Cricket Ground (Pentland Gardens)	HR4 0TN	1	Standard
Kington	74	Kington Recreation Ground	HR5 3AW	1	Standard
Kington	117	Spearsmarsh Common	HR3 6LH	1	Standard

## HEREFORDSHIRE COUNCIL PLAYING PITCH & OUTDOOR SPORTS STRATEGY

Analysis Area	Site ID	Site	Postcode	No. of squares	Quality
Ledbury	11	Bosbury C of E Primary School	HR8 1PX	1	Poor
Ledbury	28	Canon Frome Cricket Club	HR8 2SB	1	Poor
Ledbury	33	Colwall Cricket Club	WR13 6EH	2	Standard
Ledbury	43	Eastnor Cricket Club	HR8 1RW	1	Good
Ledbury	77	Ledbury Cricket Club	HR8 2LW	1	Good
Leominster	14	Brampton Bryan and Leintwardine Cricket Club	SY7 0DH	1	No provision
Leominster	36	Dales Cricket Club	HR6 8DY	1	Standard
Leominster	88	Luctonians Sports Club	HR6 9SB	1	Good
Leominster	166	Wigmore Leisure Centre	HR6 9UW	1	No provision
Ross-on-Wye	9	Berryfield Woolhope Playing Fields	HR1 4QZ	1	Standard
Ross-on-Wye	112	Ross-On-Wye Sports Centre	HR9 5JA	1	Good
Ross-on-Wye	136	The Avenue (Goodrich Cricket Club)	HR9 6HT	1	Good
Ross-on-Wye	147	The Parks	HR1 4TQ	2	Standard
Ross-on-Wye	170	Wormelow Cricket Club	HR2 8EJ	1	Good

Ross-on-Wye Sports Centre is located on a flood zone. Ross-on-Wye CC reports that the old clubhouse and storage area regularly flood, when this occurs, it causes damage to maintenance machinery and other essential equipment. Work has been done to secure and protect the new clubhouse from water damage and the Club aspires to develop a secure and watertight storage space for to ensure it protects the maintenance equipment.

Eastnor CC suggests it currently does not have the funds to extend the changing rooms as it also plans to extend the function area. The site is utilised by Herefordshire CCC for National Counties matches and Eastnor CC suggests that to continue being awarded these fixtures the Club needs to extend the changing rooms as the County Club suggests they are currently too small.

Colwall CC suggests that in the coming years it plans to redevelop its clubhouse. There are no drawn plans at present, and the Club is currently unsure whether it is looking to use the same structure or to look at a rebuild of the clubhouse. In addition, the site currently has no car parking, which has become a significant issue but due to lack of land on the site, it is unlikely that this issue can be solved. The Club suggests that if a small patch of land close to the site could be secured then this would likely be the ideal scenario for a car park.

Herefordshire CCC reports that due to aspirations to grow the women's and girls game within Herefordshire, it plans to use Herefordshire Cricket Ground (Pentland Gardens) as a home venue for this. At present, the support ancillary provision does not support women's and girl activity and therefore there is a need to improve this to support future demand.

### **Training facilities**

Access to cricket nets is important, particularly for pre-season/winter training. Clubs access both indoor and outdoor provision before the season commences. During the cricket season, outdoor training provision supplies the majority of use.

# HEREFORDSHIRE COUNCIL PLAYING PITCH & OUTDOOR SPORTS STRATEGY

Table 4.8: Summary of current community available fixed net training facilities

Analysis Area	Site ID	Site	Training facility	Comments
Bromyard	206	Flaggoners Green	2x lane facility	Poor quality net facility that needs resurfacing.
Hereford	6	Bartestree And Lugwardine Playing Fields	3x lane facility	New net facility built in the last 6 years.
Hereford	25	Burghill Tillington & Weobley Cricket Club	2x lane facility	New net facilities.
Hereford	185	Herefordshire Cricket Ground (Pentland Gardens)	2x lane facility	Newly built in 2017.
Ledbury	33	Colwall Cricket Club	3x lane facility	No comments.
Ledbury	77	Ledbury Cricket Club	3x lane facility	Part of the new development of the site in 2017.
Leominster	14	Brampton Bryan and Leintwardine Cricket Club	2x lane facility	Club also has access to mobile nets to facilitate use of grass practise wickets on the square.
Leominster	88	Luctonians Sports Club	3x lane facility	No comments.
Ross-on-Wye	112	Ross-On-Wye Sports Centre	2x lane facility	Resurfaced in 2016, the Club reports that the netting needs replacing.
Ross-on-Wye	136	The Avenue (Goodrich Cricket Club)	2x lane facility	Uneven surface and poor quality nets, needs attention and updating.
Ross-on-Wye	170	Wormelow Cricket Club	3x lane facility	No comments.

Woolhope CC aspires to develop a net lane facility at Berryfield Woolhope Playing Fields. The Club suggests this will help to support the club's growth.

Almeley CC suggests that it requires net facility provision to ensure it has access to quality training facilities at Spearmarsh Common. Whilst Dales CC reports it has similar aspirations for its site at Dales Cricket Club.

### 4.3: Demand

Traditionally, the English cricket season runs between late March and early/mid-September each year. There are 23 cricket clubs playing in affiliated weekend leagues in Herefordshire. Most affiliated clubs play in the Marches League or the Worcestershire County League.

Across the 23 clubs there are 91 teams which access pitch provision in Herefordshire, made up of 52 senior men's, two senior women's, 36 junior boys' and one junior girls' team.

Table 4.9: Summary of competitive cricket club demand

Club name	Analysis area	No. of competitive teams			
		Senior men	Senior women	Junior boys	Junior girls
Almeley CC	Kington	2	-	-	-
Bartestree & Lugwardine CC	Hereford	3	-	3	-

## HEREFORDSHIRE COUNCIL PLAYING PITCH & OUTDOOR SPORTS STRATEGY

Club name	Analysis area	No. of competitive teams			
		Senior men	Senior women	Junior boys	Junior girls
Bosbury CC	Ledbury	1	-	-	-
Brampton Bryan and Leintwardines CC	Leominster	1	-	-	-
Brockhampton CC	Ross-on-Wye	5	1	4	-
Bromyard CC	Bromyard	5	-	2	-
Burghill, Tillington & Weobley CC	Hereford	3	-	4	-
Canon Frome CC	Ledbury	2	-	-	-
Colwall CC	Ledbury	4	1	6	-
Cross Keys CC	Ross-on-Wye	1	-	-	-
Dales CC	Leominster	2	-	2	-
Eastnor CC	Ledbury	2	-	3	-
Fownhope Strollers CC	Hereford	3	-	-	-
Garnons CC	Hereford	1	-	-	-
Goodrich CC	Ross-on-Wye	1	-	-	-
Herefordians CC	Hereford	1	-	-	-
Kington CC	Kington	2	-	2	-
Ledbury CC	Ledbury	3	-	3	-
Luctonians CC	Leominster	3	-	3	-
Moccas CC	Golden Valley	1	-	-	-
Ross-on-Wye CC	Ross-on-Wye	2	-	1	1
Woolhope CC	Ross-on-Wye	2	-	-	-
Wormelow CC	Ross-on-Wye	2	-	3	-
<b>Total</b>		<b>52</b>	<b>2</b>	<b>36</b>	<b>1</b>

The largest club playing in the Authority is Colwall CC which has a total of 11 teams.

Most teams play in Ledbury Analysis Area which accommodates 25 teams (27%), followed by the Ross-on-Wye Analysis Area with 23 teams (25%) and then the Hereford Analysis Area with 18 teams (20%). The Golden Valley Analysis Area accommodates the least teams with just one (1%).

In addition to the above, there are two clubs/teams which currently play midweek cricket in and around the Herefordshire Area. Pencombe CC and Chasers CC both utilise pitches across the Herefordshire and Worcestershire pitches. These teams are not included within the capacity analysis below.

Furthermore, Hay-on-Wye CC currently is based on the border between Herefordshire and Powys falling just outside the Authority. A number of players will live within Herefordshire and the Club play within the Marches League, operating two senior men's team (one Saturday and one Sunday teams).

Table 4.10: Summary of competitive cricket teams by analysis area

Analysis area	Number of teams				Total
	Senior men's	Senior women's	Junior boys'	Junior girls'	
Bromyard	5	-	2	-	7
Golden Valley	1	-	-	-	1
Hereford	11	-	7	-	18

## HEREFORDSHIRE COUNCIL PLAYING PITCH & OUTDOOR SPORTS STRATEGY

Analysis area	Number of teams				
	Senior men's	Senior women's	Junior boys'	Junior girls'	Total
Kington	4	-	2	-	6
Ledbury	12	1	12	-	25
Leominster	6	-	5	-	11
Ross-on-Wye	13	1	8	1	23
<b>Total</b>	<b>52</b>	<b>2</b>	<b>36</b>	<b>1</b>	<b>90</b>

In addition to affiliated competitive demand, some clubs operate ECB initiatives such as All Stars, Dynamos and Softball.

### *All Stars cricket*

In partnership with the ECB and Chance to Shine cricket clubs in Herefordshire can register to become an ECB All Stars Cricket Centre. Once registered, a club can deliver the programme which aims to introduce cricket to children aged from five to eight. Subsequently, this may lead to increased interest and demand for junior cricket at clubs. The programme seeks to achieve the following aims:

- ◀ Increase cricket activity for five to eight year olds in the school and club environment
- ◀ Develop consistency of message in both settings to aid transition
- ◀ Improve generic movement skills for children, using cricket as the vehicle
- ◀ Make it easier for new volunteers to support and deliver in the club environment
- ◀ Use fun small sided games to enthuse new children and volunteers to follow and play the game.

### *Dynamos cricket*

A key development area for the ECB in delivering on the outcomes of 'Inspiring Generations' will be the Dynamos programme for 8-11 year olds which originally aimed to launch in 2020. It plans on building on the significant growth of the All Stars Cricket programme for 5-8 year olds and will develop the pathway to retain juniors progressing from All Stars into Dynamos.

Where All Stars seeks to engage children in cricket activity and learning the skills, Dynamos seeks to engage children in learning how to play, introducing a modified soft ball format as competitive progression with a view to eventual transition through to hardball cricket. The programme is strongly linked to The Hundred, a new short format competition which launched in 2021.

### *Softball cricket*

Softball is an ECB initiative aimed at women and girls to increase participation in cricket as a sport. The aim of softball cricket sections is enjoyment and participation, without pads, a hardball, a heavy bat and limited rules. Sessions are played on the outfield and follow a festival format with each session running for a maximum of two and half hours, shorter than traditional formats. Herefordshire CC reports running women's softball cricket.

It should be noted that All Stars, Dynamos and Softball cricket generally takes place on the cricket outfields rather than the actual squares. Although this does not impact the carrying capacity of the square it does influence the accessibility of the squares as whilst the outfield is in use the main square cannot be used to accommodate fixtures. Therefore, this may limit the potential spare capacity whilst these activities are taking place, generally on midweek evenings or Sunday mornings.



## HEREFORDSHIRE COUNCIL PLAYING PITCH & OUTDOOR SPORTS STRATEGY

The table below summarises sites and clubs which are involved in All Stars and Dynamos and the participation figures for 2022.

Table 4.11: Summary of Herefordshire All Stars and Dynamos participation

Analysis area	Site ID	Site	Club/organisation	All Stars	2021 sign ups	Dynamos	2021 sign ups
Bromyard	206	Flaggoners Green	Bromyard CC	✓	10	✓	12
Hereford	25	Burghill Tillington & Weobley Cricket Club	Burghill, Tillington & Weobley CC	✓	15	✓	15
Hereford	185	Herefordshire Cricket Ground (Pentland Gardens)	Herefordshire CCC	✓	5	✓	8
Ross-on-Wye	147	The Parks	Brockhampton CC	✓	52	-	0
Ross-on-Wye	170	Wormelow Cricket Club	Wormelow CC	✓	45	✓	25
<b>Total</b>				<b>All Stars</b>	<b>127</b>	<b>Dynamos</b>	<b>60</b>

### **Herefordshire County Cricket Club**

In addition to the club demand, Herefordshire CCC also operates several teams through junior pathway and senior teams. These are First XI playing in the National Counties Cricket Association competitions (previously known as the Minor Counties), Second/Development XI, Overs 50s, U18, U16, U15, U14, U13, U12, U11, U15 Girls, U13 girls and U11 girls. A total of three senior men's, seven junior boys' and three junior girls' teams.

All these teams access venues across Herefordshire for both matches and training sessions. The sites currently used by Herefordshire CCC are, Colwall Cricket Club, Eastnor Cricket Club, Herefordshire Cricket Ground (Pentland Gardens), Ledbury Cricket Club, Ross-On-Wye Sports Centre and The Parks. Herefordshire Cricket Ground (Pentland Gardens) is where the counties offices are based with it being a base for junior cricket for both matches and training.

### **Exported demand**

Exported demand refers to teams that are currently accessing pitches for home fixtures outside of the Authority, in this case to meet facility needs which are not able to be met due to insufficient quality or access.

There is no recorded exported demand for cricket in Herefordshire.

### **Latent/unmet demand**

Latent demand is demand which is perceived to exist but is not presently realised, whereas unmet demand is demand which is known to exist but similarly is not able to be realised, in this case due to lack of access to or poor quality of facilities.

There is no recorded unmet demand for cricket in Herefordshire.

# HEREFORDSHIRE COUNCIL PLAYING PITCH & OUTDOOR SPORTS STRATEGY

## **Future demand**

Future demand can be defined in two ways, through participation increases and using population forecasts.

### *Population forecasts*

Team generation rates (TGRs) are used below as the basis for calculating the number of teams likely to be generated in the future (2043) based on population growth.

*Table 4.12: Team generation rates based on population growth (2043)*

Age group	Current population within age group	Current no. of teams	Team Generation Rate <sup>22</sup>	Future population within age group	Predicted future number of teams (2043)	Additional teams generated from increased population
<b>Competitive Club Cricket</b>						
Senior Mens (18-55)	35,732	52	1:687	36,087	52.5	0
Senior Womens (18-55)	35,182	2	1:17,591	36,222	2.1	0
Junior Boys (7-18)	10,876	36	1:302	10,833	35.9	0
Junior Girls (7-18)	10,294	1	1:10,294	10,541	1.0	0

When team generation rates are applied across Herefordshire, based exclusively on population change, there is no forecasted growth. Although there is some increase across the formats, there is no full team predicated with the increase expected to join existing squads.

It is likely that increases in participation at other age groups will join part of existing squads at established clubs.

It is important to acknowledge that whilst team generation rates project team growth as a factor of population and existing teams, there are plans and strategies to increase the number of teams at some formats beyond what current trends suggest, due to a desire to change such trends. For example, TGRs do not take into consideration the aforementioned ECB initiatives such as All Stars, Dynamos or Softball. These are all likely to contribute to growth above levels shown through team generation rates.

The ECB has also recently announced new five-year media rights deals, from 2020-2024. The new deals include a continuation of the ECB relationship with Sky Sports, now extending beyond broadcasting as a genuine partnership to secure significant investment and commitment to increase participation and drive engagement. The new deals also include a return to free to air television for live cricket, with the BBC to show coverage of some international and domestic matches. Such context may result in increased future demand. Significant investment in participation and increased free to air media coverage could see future demand increase to levels in excess of those anticipated through the PPOSS and the impact should therefore be reviewed over coming years.

### *Participation increases*

Of the responding clubs, six indicate aspirations to increase levels of participation through the creation of new teams.

<sup>22</sup> Predicted future number of teams are rounded to the lowest whole number, i.e. the nearest whole team.

## HEREFORDSHIRE COUNCIL PLAYING PITCH & OUTDOOR SPORTS STRATEGY

---

Goodrich CC reports aspirations to add an additional senior men's Saturday team. The Club has seen an increase in demand in recent years and suggests it has both capacity and demand for an additional team.

Woolhope CC currently operates two senior men's teams, it now has aspiration to look at developing a junior section to support its long-term future starting with adding a junior boys' team at Under 11.

Ledbury CC has aspirations to add a senior women's team and junior boys' team in the coming years. It already has several junior boys' teams; however, it plans to extend its junior section with an under 17 junior boys' team.

Ross-on-Wye CC has in recent years lost a number of its junior teams. Whilst some remain, it plans on developing its junior section further with two junior boys' teams and an additional junior girls' team.

Eastnor CC aspires to continue the development of its senior Saturday men's teams. It aspires to add a third senior men's team, however, its 2<sup>nd</sup> square is now disused and therefore the Club reports it would have to look at bringing this back into use or explore an alternative site. In addition, the Club is looking to develop a women's and girls' section.

Colwall CC planned to add an additional senior Saturday men's team for the 2022 season, however, it did not have the numbers to add the team. It suggests that it still plans to add this team and is looking to recruit further to add an additional senior men's team for the 2023 season.

Bartestree & Lugwardine CC has in the past operated a fourth team and has aspiration in the coming years to re-establish this team. At present it reports it does not have enough players to accommodate this and would require some player recruiting to do so. In addition, the Club is looking at expanding its junior section by adding an Under 17 team to help player drop off from junior to senior cricket and create more of a pathway into the senior teams.

### *Women's and girls*

Herefordshire CCC reports that in the coming 2-3 years it is looking to grow women's and girls cricket within Herefordshire. There is currently three women's and girls teams at present in Herefordshire (two women's teams at Brockhampton CC and Colwall CC, one junior girls team at Ross-on-Wye CC). Herefordshire CCC has started to work on improving this with two further women's and girls programme in the Authority at Bartestree & Lugwardine CC and Wormelow CC.

At present, this new demand is all through softball cricket with aspirations from the Cricket Board to increase the number of women's and girls sections to ten clubs. Whilst it suggests that in the near future it hopes to develop ten women's hard ball teams. This demand is very much aspirational at present and therefore won't be included within the supply and demand analysis below, however the teams will be applied in a scenario in the preceding Strategy document to identify the impact it would have if the growth was realised.

### *Future demand summary*

As population growth does not identify a full team being produced, there is no future demand to be taken forward to the supply and demand analysis below. Although individual clubs have identified plans for increase in teams this demand is considered more aspirational and as such will be applied as a scenario in the preceding Strategy document to identify the impact it would have if the growth was realised.

# HEREFORDSHIRE COUNCIL

## PLAYING PITCH & OUTDOOR SPORTS STRATEGY

---

The Club aspirations amounts to additions of four senior men's, two senior women's, five junior boys and one junior girls' teams.

### ***Peak time demand***

An analysis of match play identifies peak time demand for cricket across three distinct time periods which are Saturdays, Sundays and Midweek (Monday to Friday).

Saturday is classified as peak time for senior men's cricket across Herefordshire where at present there is demand for 12 teams (including the one team exporting demand).

However, Sunday also accommodates for both senior men's cricket and senior women's match play whether this is hardball or softball and some junior matches. On Sunday's there is demand for 12 men's senior teams (including two teams exporting demand) and two senior women's hardball teams. In addition, there is demand for two senior women's softball teams. Whilst junior teams generally access pitches on Sunday mornings and therefore this does not affect the availability of squares for senior cricket which is played in the afternoon. In Herefordshire there are 10 junior teams reported to have demand on Sunday mornings.

Midweek is when most junior matches are played, as well as all club training and ECB initiatives All Stars and Dynamos cricket typically take place. In total, there are 19 junior and two senior midweek teams which have demand for midweek play.

### **4.4: Capacity analysis**

Capacity analysis for cricket is measured on a seasonal rather than a weekly basis. This is due to playability (as only one match is generally played per pitch per day at weekends or weekday evening) and because wickets are rotated throughout the season to reduce wear and tear and to allow for repair.

The capacity of a square to accommodate matches is driven by the number and quality of wickets. This section of the report presents the current pitch stock available for cricket and illustrates the number of competitive matches per season per square. For good quality squares, capacity is considered to be five matches per wicket per season, whilst for a standard quality square, capacity is four matches per wicket per season. For poor quality squares, no capacity is considered to exist as such provision is not safe for play.

The number of matches played by each team has been derived from consultation with the clubs. Where consultation was not possible, the assumption has been made that all senior teams play 12 home matches per year and all junior teams play five matches per year depending on their age and level of competition.

The above is used to allocate capacity ratings as follows:

- ◀ Potential capacity: Play is below the level the site could sustain
- ◀ At capacity: Play matches the level the site can sustain
- ◀ Overplayed: Play exceeds the level the site can sustain

Please note that non-turf wickets have been discounted from the table overleaf. No non-turf wicket squares are recorded as accommodating more than 60 matches per season, therefore, all non-turf wickets are considered to have spare capacity. This translates to actual spare capacity for junior cricket as peak time is midweek, whereby non-turf wickets are more commonly used and matches can be played on a variety of days.

## HEREFORDSHIRE COUNCIL PLAYING PITCH & OUTDOOR SPORTS STRATEGY

The capacity analysis assumes that all clubs rotate their wickets evenly. However, this may not be the case at all sites, with central wickets potentially used more commonly than outer wickets that are closer to a boundary, especially for senior matches. The idea is to showcase what the capacity is or could be if best practice is followed for the whole square, rather than doing it on a wicket-by-wicket basis.

### ***Spare capacity***

The table below explains the difference between the potential spare capacity referenced in Table 4:14 in the final three columns (Saturday, Sunday and Midweek).

*Table 4.13: Spare capacity examples*

<b>Potential spare capacity in peak period (examples)</b>	<b>Explanation of spare capacity</b>
<b>No</b>	Means the pitch is played to capacity within this peak period and therefore cannot accommodate any further demand.
<b>Yes</b>	Not highlighted, it means there is spare capacity to accommodate further demand within this designated peak period however this is discounted due to the pitch already being in full use at the time, played to capacity or being overplayed so it cannot accommodate any additional demand.
<b>Yes</b>	Highlighted in green, it means there is actual available spare capacity within this peak period which can be utilised.

**HEREFORDSHIRE COUNCIL**  
**PLAYING PITCH & OUTDOOR SPORTS STRATEGY**

Table 4.14: Capacity of natural turf cricket squares (available for community use)

Analysis area	Site ID	Site name	Post code	Users	Security of tenure	No. of squares	Pitch quality	Types of wickets	No. of grass wickets	Match equivalent sessions per season			Potential spare capacity/ Availability - Saturday cricket	Potential spare capacity/ availability - Sunday cricket	Potential spare capacity/ availability - midweek cricket
										Capacity	Current use	Capacity balance			
Bromyard	206	Flaggoners Green	HR7 4QS	Bromyard CC	Secure	1	Good	Senior	8	40	33	7	No	Yes	Yes
								Junior	2	10	13	3	-	-	Yes
Golden Valley	35	Coppice Field (Moccas Cricket Club)	HR2 9LG	Moccas CC	Secure	1	Good	Senior	7	35	13	22	Yes	Yes	Yes
Hereford	6	Bartestree And Lugwardine Playing Fields	HR1 4BU	Bartestree & Lugwardine CC	Secure	1	Good	Senior	10	50	44	6	No	Yes	Yes
Hereford	25	Burghill Tillington & Weobley Cricket Club	HR4 8LL	Burghill, Tillington & Weobley CC	Secure	1	Standard	Senior	6	24	36	12	No	Yes	Yes
Hereford	48	Fownhope Recreation Field	HR1 4PJ	Fownhope Strollers CC	Secure	1	Standard	Senior	7	28	22	8	No	Yes	Yes
Hereford	49	Garnons Cricket Club	HR4 7LD	Garnons CC	Unsecure	1	Good	Senior	7	35	9	26	Yes	Yes	Yes
Hereford	138	The Bishop of Hereford's Bluecoat School (Hampton Dene Playing Fields)	HR1 1UX	Herefordians CC	Unsecure	1	Good	Senior	10	8	50	42	Yes	Yes	Yes
Hereford	185	Herefordshire Cricket Ground (Pentland Gardens)	HR4 0TN	Herefordshire CCC Pathway	Secure	1	Good	Junior	6	30	30	0	-	-	No
Kington	74	Kington Recreation Ground	HR5 3AW	Kington CC	Secure	1	Standard	Senior	12	48	34 <sup>23</sup>	14	No	Yes	Yes
Kington	117	Spearsmarsh Common	HR3 6LH	Almeley CC	Secure	1	Good	Senior	8	40	17	23	No	Yes	Yes
Ledbury	11	Bosbury C of E Primary School	HR8 1PX	Bosbury CC	Secure	1	Standard	Senior	5	20	12	8	Yes	Yes	Yes
Ledbury	28	Canon Frome Cricket Club	HR8 2SB	Canon Frome CC	Secure	1	Standard	Senior	8	32	18	14	No	Yes	Yes
Ledbury	33	Colwall Cricket Club	WR13 6EH	Colwall CC Herefordshire CCC	Secure	2	Good	Senior	12	60	39 <sup>24</sup>	21	No	Yes	Yes
								Junior	2	10	6	4	-	-	Yes
								Senior	10	50	29	21	Yes	Yes	Yes
								Junior	2	10	14	4	-	-	Yes
Ledbury	43	Eastnor Cricket Club	HR8 1RW	Eastnor CC Herefordshire CCC	Secure	1	Good	Senior	10	50	32 <sup>25</sup>	18	No	Yes	Yes
								Junior	4	20	12	8	-	-	Yes
Ledbury	77	Ledbury Cricket Club	HR8 2LW	Ledbury CC Herefordshire CCC	Secure	1	Good	Senior	12	60	30 <sup>26</sup>	30	No	Yes	Yes
								Junior	4	20	15	5	-	-	Yes
Leominster	14	Brampton Bryan and Leintwardine Cricket Club	SY7 0DH	Brampton Bryan and Leintwardines CC	Unsecure	1	Standard	Senior	5	20	10	10	Yes	Yes	Yes
Leominster	36	Dales Cricket Club	HR6 8DY	Dales CC	Secure	1	Good	Senior	9	45	19	26	No	Yes	Yes
								Junior	2	10	8	2	-	-	Yes

<sup>23</sup> Ten MES added for training

<sup>24</sup> Three MES added for Herefordshire CCC use

<sup>25</sup> 11 MES added for Herefordshire CCC use

<sup>26</sup> One MES added for Herefordshire CCC use

**HEREFORDSHIRE COUNCIL  
PLAYING PITCH & OUTDOOR SPORTS STRATEGY**

Analysis area	Site ID	Site name	Post code	Users	Security of tenure	No. of squares	Pitch quality	Types of wickets	No. of grass wickets	Match equivalent sessions per season			Potential spare capacity/ Availability - Saturday cricket	Potential spare capacity/ availability - Sunday cricket	Potential spare capacity/ availability - midweek cricket
										Capacity	Current use	Capacity balance			
Leominster	88	Luctonians Sports Club	HR6 9SB	Luctonians CC	Secure	1	Good	Senior	13	65	24	41	No	Yes	Yes
								Junior	3	15	9	6	-	-	Yes
Leominster	166	Wigmore Leisure Centre	HR6 9UW	No users	<b>Unsecure</b>	1	Standard	Senior	5	20	8 <sup>27</sup>	12	Yes	Yes	Yes
Ross-on-Wye	9	Berryfield Woolhope Playing Fields	HR1 4QZ	Woolhope CC	Secure	1	Standard	Senior	7	28	19	9	No	Yes	Yes
Ross-on-Wye	112	Ross-On-Wye Sports Centre	HR9 5JA	Ross-on-Wye CC Herefordshire CCC	Secure	1	Standard	Senior	12	52	22 <sup>28</sup>	30	No	Yes	Yes
Ross-on-Wye	136	The Avenue (Goodrich Cricket Club)	HR9 6HT	Goodrich CC	Secure	1	Good	Senior	9	45	20	25	Yes	Yes	Yes
Ross-on-Wye	147	The Parks	HR1 4TQ	Brockhampton CC Herefordshire CCC	Secure	2	Good	Senior	8	40	51 <sup>29</sup>	11	No	Yes	Yes
								Junior	4	20	12	8	-	-	Yes
								Senior	7	35	25	10	No	Yes	Yes
Ross-on-Wye	170	Wormelow Cricket Club	HR2 8EJ	Wormelow CC	Secure	1	Good	Senior	6	30	30	0	No	Yes	Yes

<sup>27</sup> Eight MES added for school use

<sup>28</sup> One MES added for Herefordshire CCC use

<sup>29</sup> Ten MES added for Herefordshire CCC use

# HEREFORDSHIRE COUNCIL PLAYING PITCH & OUTDOOR SPORTS STRATEGY

## ***Saturday cricket spare capacity***

A square is only considered to have actual spare capacity if it is available for further usage. For senior men's cricket, peak time is Saturday as this is when most demand exists. As only one match can be played on each square per day, only two Saturday teams can be assigned to play home matches on one square (based on matches being played on an alternate home and away basis). As such, if a square has two Saturday teams already playing home fixtures on it, no actual spare capacity is perceived to exist for additional senior usage. If one or no teams are playing on a square on a Saturday, and it has overall capacity, actual spare capacity for senior demand is generally identified.

Notwithstanding the above, there may be situations where, although a site is highlighted as potentially able to accommodate some additional play, this should not be recorded as actual spare capacity against the site. For example, a site may be managed to operate slightly below full capacity to ensure that it can cater for a number of regular training sessions, or to protect the quality of the site. As such, no sites that are over, at, or close to capacity are considered to have actual spare capacity (at least 12 match equivalent sessions of spare capacity are required for an additional senior team to be accommodated) and neither are sites with unsecure tenure as future usage cannot be guaranteed.

There is actual spare capacity to accommodate additional match play demand on Saturdays in Herefordshire at three sites, see Table 4.15

*Table 4.15: Sites with actual spare capacity to accommodate senior Saturday cricket*

<b>Analysis area</b>	<b>Site ID</b>	<b>Site</b>
Golden Valley	35	Coppice Field (Moccas Cricket Club)
Ledbury	33	Colwall Cricket Club
Ross-on-Wye	136	The Avenue (Goodrich Cricket Club)

## ***Sunday cricket - spare capacity***

Like Saturday cricket, a square on a Sunday is only considered to have actual spare capacity if it is available for further usage. As only one match can be played on each square per day, only two Sunday teams can be assigned to play home matches on one square (based on matches being played on an alternate home and away basis). As such, if a square has two Sunday teams already playing home fixtures on it, no actual spare capacity is perceived to exist for additional senior usage. If one or no teams are playing on a square on a Sunday, and it has overall capacity, actual spare capacity for senior demand is generally identified. As such, no sites that are over, at, or close to capacity are considered to have actual spare capacity (at least 12 match equivalent sessions of spare capacity are required for an additional senior Sunday team to be accommodated) and neither are sites with unsecure tenure as future usage cannot be guaranteed.

Access to the square on a Sunday can be influenced by women and girls' softball activity on the outfield, meaning the square cannot be used whilst the outfield is in use.

There is actual spare capacity to accommodate additional match play demand on Sundays in Herefordshire at ten sites, see Table 4.16.

*Table 4.16: Sites with actual spare capacity to accommodate senior Sunday cricket*

<b>Analysis area</b>	<b>Site ID</b>	<b>Site</b>
Golden Valley	35	Coppice Field (Moccas Cricket Club)
Kington	117	Spearmarsh Common



## HEREFORDSHIRE COUNCIL PLAYING PITCH & OUTDOOR SPORTS STRATEGY

Analysis area	Site ID	Site
Kington	74	Kington Recreation Ground
Ledbury	28	Canon Frome Cricket Club
Ledbury	33	Colwall Cricket Club
Ledbury	43	Eastnor Cricket Club
Ledbury	77	Ledbury Cricket Club
Leominster	88	Luctonians Sports Club
Ross-on-Wye	112	Ross-On-Wye Sports Centre
Ross-on-Wye	136	The Avenue (Goodrich Cricket Club)

### **Midweek cricket - spare capacity**

For midweek cricket, most squares with spare capacity have actual spare capacity for an increase in demand. This is because usually most of the demand is from junior matches which are generally played during midweek, where matches can be spread across numerous days, meaning capacity is not limited to two teams. Moreover, the presence of junior wickets at certain sites, as well as NTPs, provide further capacity that is generally not available to senior demand.

For a square to have actual spare capacity for junior cricket, it must not be poor quality, have secure tenure, not be overplayed and have at least five match equivalent sessions per season of spare capacity, the average number of home matches an additional junior team would play.

Furthermore, a square is not considered to have capacity for an increase in demand if it is already used by six midweek teams or more, as availability is then assumed to be limited. On average, clubs are able to play junior fixtures on three nights per week, with other nights reserved for other activity such as square remediation/preparation, training activity or All Stars Cricket and Dynamos cricket activity.

Junior wickets are generally used by junior teams at U13 and below. Teams at U14 or older generally use senior wickets.

Junior wickets at four sites have spare capacity to accommodate additional use during the week for midweek cricket. Whilst senior wickets at 15 sites have spare capacity to accommodate additional use during the week for midweek cricket.

*Table 4.16: Sites with actual spare capacity to accommodate midweek cricket*

Analysis area	Site ID	Site
<i>Junior wickets</i>		
Ledbury	43	Eastnor Cricket Club
Ledbury	77	Ledbury Cricket Club
Leominster	88	Luctonians Sports Club
Ross-on-Wye	147	The Parks
<i>Senior wickets</i>		
Bromyard	206	Flaggoners Green
Golden Valley	35	Coppice Field (Moccas Cricket Club)
Hereford	6	Bartestree And Lugwardine Playing Fields
Hereford	48	Fownhope Recreation Field
Kington	74	Kington Recreation Ground
Kington	117	Spearmarsh Common
Ledbury	28	Canon Frome Cricket Club
Ledbury	33	Colwall Cricket Club

## HEREFORDSHIRE COUNCIL PLAYING PITCH & OUTDOOR SPORTS STRATEGY

Analysis area	Site ID	Site
Ledbury	43	Eastnor Cricket Club
Ledbury	77	Ledbury Cricket Club
Leominster	88	Luctonians Sports Club
Ross-on-Wye	9	Berryfield Woolhope Playing Fields
Ross-on-Wye	112	Ross-On-Wye Sports Centre
Ross-on-Wye	136	The Avenue (Goodrich Cricket Club)
Ross-on-Wye	147	The Parks

### *Spare capacity summary*

It should be noted that the actual spare capacity on Saturdays, Sundays and during midweek should not be viewed collectively as utilising it across different days may result in overplay. For example, a site with 12 match equivalent sessions of spare capacity per season theoretically has capacity for one additional senior team and two additional junior teams; however, it does not have capacity for both. As such, this needs to be taken into consideration on a site-by-site basis as and when demand grows.

### **Overplay**

There are two sites in Herefordshire identified as being overplayed for senior cricket by a total of 23 match equivalent sessions per season. Of the six analysis areas, there is currently overplay of senior wickets in the Hereford and Ross-on-Wye with Burghill Tillington & Weobley Cricket Club the most overplayed square (12 match equivalent sessions per season).

There are two sites in Herefordshire identified as being overplayed for junior cricket by a total of seven match equivalent sessions per season. Overplay is mostly in the Bromyard Analysis Area (three match equivalent sessions per season), with Colwall Cricket Club the most overplayed square.

*Table 4.15: Summary of overplay*

Analysis area	Site name	Site ID	Number of squares	Overplay (matches per season)
<b>Senior wickets</b>				
Hereford	Burghill Tillington & Weobley Cricket Club	25	1	12
Ross-on-Wye	The Parks	147	1	11
<b>Total</b>			<b>2</b>	<b>23</b>
<b>Junior wickets</b>				
Bromyard	Flaggoners Green	206	1	3
Ledbury	Colwall Cricket Club	33	1	4
<b>Total</b>			<b>2</b>	<b>7</b>

## **4.5: Supply and demand analysis**

### **Saturday cricket - capacity balance**

The following tables look at actual spare capacity against overplay.

Actual spare capacity is converted from squares to match equivalent sessions per season, calculated by using the average number of home matches played per season by senior teams (12) multiplied by the number of additional teams that can be fielded at peak time (one team per 0.5 squares that are available).

## HEREFORDSHIRE COUNCIL PLAYING PITCH & OUTDOOR SPORTS STRATEGY

The entirety of spare capacity available at each site is not used as this number of matches may not be able to be accommodated at peak time (the maximum amount of spare capacity that can be accommodated on one square at peak time is 24 match equivalent sessions).

Table 4.16: Capacity balance of grass cricket squares for Saturday cricket

Analysis area	Demand (match sessions per season)		
	Actual spare capacity	Overplay	Current total
Bromyard	-	-	0
Golden Valley	12	-	12
Hereford	-	12	12
Kington	-	-	0
Ledbury	12	-	12
Leominster	-	-	0
Ross-on-Wye	12	11	1
<b>Total</b>	<b>36</b>	<b>23</b>	<b>13</b>

There is actual spare capacity of 13 match equivalent sessions per season for senior Saturday cricket at an authority wide level with shortfalls at an analysis area level in the Hereford Analysis Area.

There is no future demand for senior Saturday cricket therefore actual spare capacity remains.

### **Sunday cricket - capacity balance**

Actual spare capacity is converted from squares to match equivalent sessions per season. This is calculated by using the average number of home matches played per season by senior Sunday teams (12) multiplied by the number of additional teams that can be fielded at peak time (one team per 0.5 squares that are available).

The entirety of spare capacity available at each site is not used as this number of matches may not be able to be accommodated at peak time (the maximum amount of spare capacity that can be accommodated on one square on Sunday afternoons is 24 match equivalent sessions).

Table 4.17: Capacity balance of grass cricket squares for Sunday cricket

Analysis area	Demand (match sessions per season)		
	Actual spare capacity	Overplay	Current total
Bromyard	-	-	0
Golden Valley	12	-	12
Hereford	-	12	12
Kington	36	-	36
Ledbury	48	-	48
Leominster	24	-	24
Ross-on-Wye	24	11	13
<b>Total</b>	<b>132</b>	<b>23</b>	<b>109</b>

There is actual spare capacity of 109 match equivalent sessions per season for senior Sunday cricket at an Authority wide level, with shortfalls at an analysis area level in the Hereford Analysis Area.

There is no future demand for senior Saturday cricket therefore actual spare capacity remains.

## HEREFORDSHIRE COUNCIL PLAYING PITCH & OUTDOOR SPORTS STRATEGY

### **Midweek cricket (junior) - capacity balance**

Actual spare capacity is converted from squares to match equivalent sessions per season. This is calculated by using the average number of home matches played per season by junior teams (five) multiplied by the number of additional teams that can be fielded at peak time (five teams in total across the week)

*Table 4.18: Capacity balance of grass cricket squares for midweek junior cricket (junior wickets)*

Analysis area	Demand (match sessions per season)		
	Actual spare capacity	Overplay	Current total
Bromyard	-	3	3
Golden Valley	-	-	0
Hereford	5	-	5
Kington	5	-	5
Ledbury	10	4	6
Leominster	5	-	5
Ross-on-Wye	5	-	5
<b>Total</b>	<b>30</b>	<b>7</b>	<b>23</b>

There is actual spare capacity of 23 match equivalent sessions per season for midweek cricket at an Authority wide level, with shortfalls at an analysis area level in Bromyard Analysis Area.

There is no future demand for senior Saturday cricket therefore actual spare capacity remains.

### **4.6: Conclusion**

Overall, there is currently sufficient capacity of natural turf cricket squares to meet current demand for club cricket at an Authority wide level. However, it should be noted that for Saturday and Sunday cricket there is a shortfall in the Hereford Analysis Area. Likewise, on junior wickets there is a shortfall in the Bromyard Analysis Area for junior midweek cricket.

*Table 4.19: Capacity balance of grass cricket squares summary*

Analysis area	Demand (match sessions per season)		
	Actual spare capacity	Overplay	Current total
Saturday	36	23	13
Sunday	132	23	109
Midweek	30	7	23

As there is no future demand identified through population increases it is expected that current supply will also be able to cater for future demand due actual spare capacity on offer across the Authority at differing peak times.

### Cricket summary

- ◀ **Overall, there is currently sufficient capacity of natural turf cricket squares to meet current demand for club cricket at an Authority wide level.**
- ◀ There are 37 grass wicket squares in Herefordshire located across 32 sites, of which 26 are available for community use.
- ◀ There are four disused sites which formerly had cricket pitch provision, at The Hayes, Sapey Cricket ground, Pencombe Recreation ground and Marden Recreation Ground.
- ◀ In Herefordshire, there are seven NTP's which accompany grass wicket squares, as well as nine standalone NTPs.
- ◀ All but four clubs in Herefordshire have secure tenure at their home venues through ownership, long term lease and formal rent agreement.
- ◀ Of the 26 squares available for community use, 17 are rated as good quality (65%) and nine are rated as standard quality (35%).
- ◀ The audit of ancillary facilities at available grass pitch cricket sites determines that nine squares (35%) are accompanied by good quality provision, whilst 11 (42%) squares are accompanied by standard quality provision. There are three (12%) squares accompanied by poor quality provision.
- ◀ There are 23 cricket clubs competing in Herefordshire fielding 91 teams, equating to 52 senior men's, two senior women's, 36 junior boys' and one junior girls' team.
- ◀ Of the responding clubs, seven indicate aspirations to increase levels of participation.
- ◀ There is no predicted participation growth through population growth.
- ◀ Three squares have spare capacity and availability to accommodate additional senior cricket on Saturdays and ten squares have availability on Sundays.
- ◀ There are 16 squares which have availability on junior wickets to accommodate more junior teams.
- ◀ There are two sites in Herefordshire considered to be overplayed for senior cricket by a total of 23 match equivalent sessions per season.
- ◀ There are two sites in Herefordshire considered to be overplayed for junior cricket by a total of seven match equivalent sessions per season.

# HEREFORDSHIRE COUNCIL PLAYING PITCH & OUTDOOR SPORTS STRATEGY

## PART 5: RUGBY UNION

### 5.1: Introduction

The Rugby Football Union (RFU) is split into four areas across the country with a workforce team that covers development, coaching, governance and competitions. As part of this, Club Developers deliver core programmes for clubs across Herefordshire. The RFU governs a variety of formats and programmes, including 15-aside, 10-aside, 7-aside and Tag rugby as well as the O2 Touch programme. Its aim is to increase and retain participation within the game, with facilities needing to be appropriate, affordable and accessible in order to enable this.

#### **Consultation**

In Herefordshire there is a total of six community rugby union clubs namely, Bromyard RFC, Greyhound RFC, Hereford RFC, Ledbury RFC, Luctonians RFC and Ross-on-Wye RFC. As seen in the table below, five clubs responded to consultation resulting in an 83% response rate. The only non-responsive club was Bromyard RFC, however, data gathered through online research and consultation with the RFU informed this section of the report.

*Table 5.1: Summary of consultation*

Club name	Analysis area	Responded?	Consultation
Bromyard RFC	Bromyard	No	-
Greyhound RFC	Hereford	Yes	Online
Hereford RFC	Hereford	Yes	Online
Ledbury RFC	Ledbury	Yes	Online
Luctonians RFC	Leominster	Yes	Survey
Ross-on-Wye RFC	Ross-on-Wye	Yes	Survey

### 5.2: Supply

Within Herefordshire there are 26 senior, 11 junior and seven mini pitches provided, with all but 10 being available for community use. This equates to 44 pitches, of which, 34 are available for community use.

Most pitches are in Ledbury Analysis Area (16 pitches or 36%). This is then closely followed by Hereford Analysis Area with 14 pitches (32%) and the Leominster Analysis Area with nine pitches or 20% of provision. The Bromyard and Ross-on-Wye analysis areas have the least amount of provision with three (7%) and two pitches (5%) respectively.

*Table 5.2: Supply of all rugby union pitches across Herefordshire*

Analysis area	No. of senior pitches	No. of junior pitches	No. of mini pitches	Total
Bromyard	3	-	-	<b>3</b>
Golden Valley	-	-	-	-
Hereford	12	1	1	<b>14</b>
Kington	-	-	-	-
Ledbury	1	9	6	<b>16</b>
Leominster	8	1	-	<b>9</b>
Ross-on-Wye	2	-	-	<b>2</b>
<b>Total</b>	<b>26</b>	<b>11</b>	<b>7</b>	<b>44</b>

There is no rugby union provision in the Golden Valley or Kington analysis areas.

## HEREFORDSHIRE COUNCIL PLAYING PITCH & OUTDOOR SPORTS STRATEGY

Most rugby union pitches in Herefordshire are senior (59%) followed by junior with 11 pitches (25%) and lastly mini with seven pitches (16%).

The audit only identifies dedicated, line marked pitches. For rugby union pitch dimension sizes please see the table below.

Table 5.3: Pitch dimensions

Age	Pitch type	Maximum pitch dimensions (metres) <sup>30</sup>
U7	Mini	20 x 12
U8	Mini	45 x 22
U9	Mini	60 x 30
U10	Mini	60 x 35
U11	Mini	60 x 43
U12	Mini	60 x 43
U13	Junior	90 x 60 (60 x 43 for girls)
U14 +	Senior	100 x 70 <sup>31</sup>

Table 5.4: Key to map

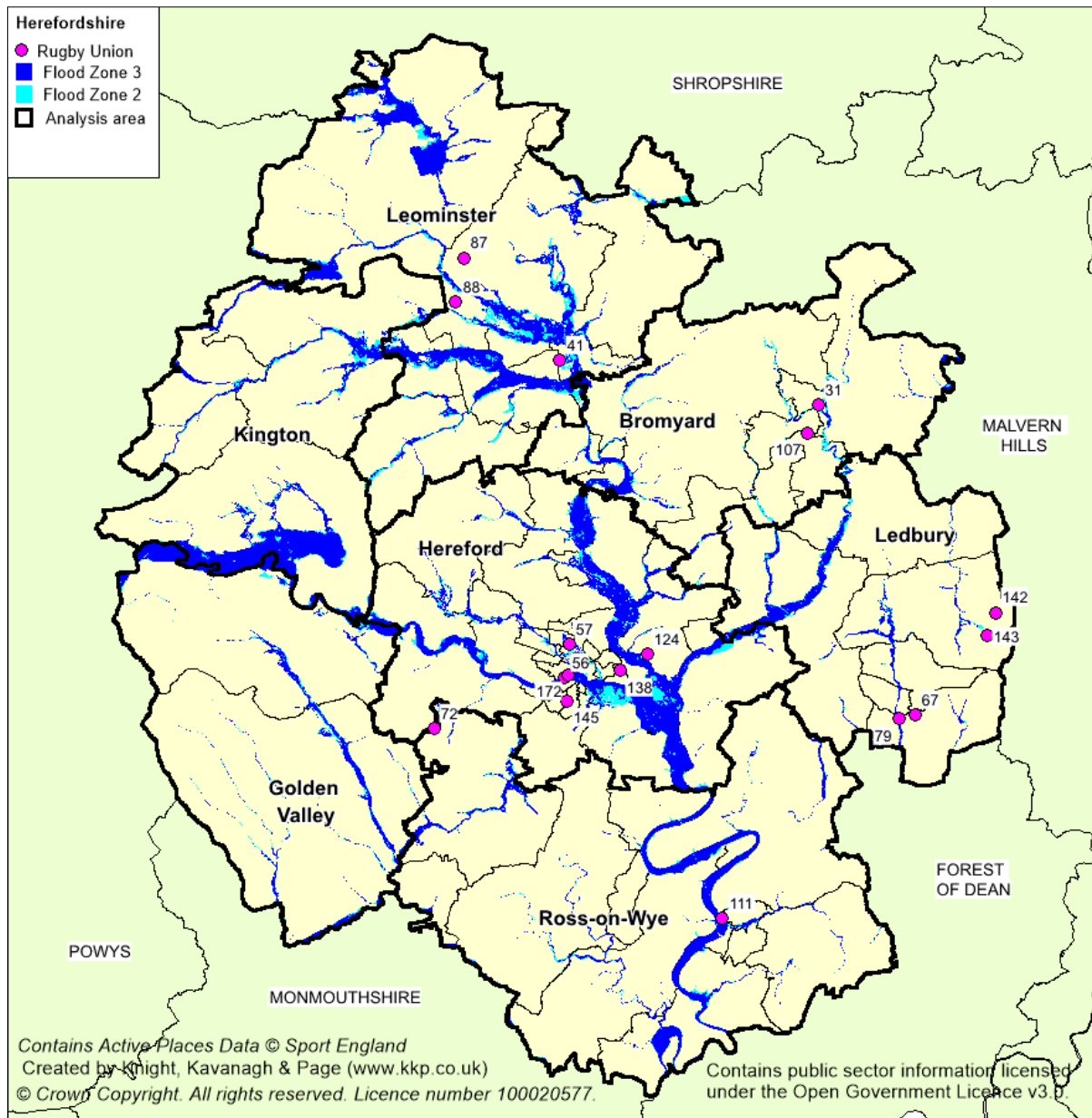
Analysis area	Site ID	Site name	Postcode	Community use (Yes/No)
Bromyard	31	Clive Richards Sports Ground	HR7 4LP	Yes
Bromyard	107	Queen Elizabeth High School	HR7 4QS	Yes
Hereford	56	Hereford Cathedral School Pitches	HR4 0PH	Yes
Hereford	57	Hereford City Sports Club	HR4 9NG	Yes
Hereford	72	Kingstone Academy	HR2 9HJ	No
Hereford	124	St Mary's RC High School	HR1 4DR	No
Hereford	138	The Bishop of Hereford's Bluecoat School (Hampton Dene Playing Fields)	HR1 1UX	Yes
Hereford	145	The Hereford Academy	HR2 7NG	Yes
Hereford	172	Hereford Rugby Club	HR4 0PH	Yes
Ledbury	67	John Masefield High School (JMSPORT)	HR8 2HF	No
Ledbury	79	Ledbury Rugby Club	HR8 2LP	Yes
Ledbury	142	The Downs - Malvern College Sports Field	WR13 6EX	No
Ledbury	143	The Elms School	WR13 6EF	No
Leominster	41	Earl Mortimer College and Sixth Form Centre	HR6 8JJ	Yes
Leominster	87	Lucton School	HR6 9PN	No
Leominster	88	Luctonians Sports Club	HR6 9SB	Yes
Ross-on-Wye	111	Ross Rugby Football Club	HR9 7GQ	Yes

<sup>30</sup> Recommended run off area for all pitch types requires five-metres each way and a minimum in-goal length of six metres.

<sup>31</sup> Minimum dimensions of 94 x 68 metres are accepted.

# HEREFORDSHIRE COUNCIL PLAYING PITCH & OUTDOOR SPORTS STRATEGY

Figure 5.1: Location of rugby union pitches within Herefordshire





## HEREFORDSHIRE COUNCIL PLAYING PITCH & OUTDOOR SPORTS STRATEGY

### **Security of tenure**

As seen in the table below, each club has complete security of tenure at their home ground through either freehold or long term lease.

*Table 5.5: Summary of security of tenure for rugby clubs in Herefordshire*

Analysis area	Club	Site ID	Site name	Tenure	Secure / unsecure
Bromyard	Bromyard RFC	31	Clive Richards Sports Ground	Freehold	Secure
Hereford	Greyhound RFC	57	Hereford City Sports Club	Lease from Hereford City Council till 2026	Secure
Hereford	Hereford RFC	172	Hereford Rugby Club	Freehold	Secure
Ledbury	Ledbury RFC	79	Ledbury Rugby Club	Freehold	Secure
Leominster	Luctonians RFC	88	Luctonians Sports Club	Freehold	Secure
Ross-on-Wye	Ross-on-Wye RFC	111	Ross Rugby Football Club	Freehold	Secure

Greyhound RFC reports it is looking to extend its current lease at Hereford City Sports Club this year (2022). It wants to extend its lease to a more substantial length of time to meet criteria for relevant grant funding, which generally requires secure tenure for a minimum of 25 years, for future ancillary and pitch enhancements.

It should be noted that Hereford RFC has previously (2013) been granted planning permission<sup>32</sup> for a complete relocation from Hereford Rugby Club to a site known as Holywell Gutter Lane. The Club reports that due to a variety of reasons the project was not progressed, however, if actualised it would have seen the Club accessing a site approximately 22 acres in size, giving it one full size floodlit 3G pitch and three senior grass pitches (two of which would have been floodlit).

<sup>32</sup> [Planning Search – Herefordshire Council](#)

# HEREFORDSHIRE COUNCIL PLAYING PITCH & OUTDOOR SPORTS STRATEGY

## ***Future developments***

As mentioned in Part 2: Football, Ledbury Swifts FC and Ledbury Town FC are currently working with the Council and Ledbury Town Council regarding developing an area of land, adjacent to its current site (Ledbury Rugby Club).

The land, known as Land South of Little Marcle Road, is identified in the draft Ledbury Neighbourhood Development Plan (2021-2031)<sup>33</sup> under Policy CL2.2 to be used for playing fields to support the need of the Town over the plan period.

It should be noted that a partial area of this land has previously been marked for rugby union pitches (*circa* 2013); however, this has since returned back to its original designation of agricultural land. This is the reason it cannot be considered disused playing field provision.

If successful, all football demand at Ledbury Rugby Club, will relocate to the new site. This will allow for Ledbury RFC to establish additional pitches where the football pitches are currently located.

## ***Pitch quality***

The quality of rugby pitches across Herefordshire have been assessed via a combination of site visits (using non-technical assessments as determined by RFU<sup>34</sup>) and user consultation to reach and apply an agreed rating as follows:

- ◀ Good
- ◀ Standard
- ◀ Poor

The methodology for assessing rugby pitch quality looks at two key elements: the maintenance programme and the level of drainage on each pitch. An overall quality based on both drainage and maintenance can then be generated. The agreed rating for each pitch type also represents actions required to improve pitch quality. A breakdown of actions required based on the ratings can be seen below.

*Table 5.6: Definition of maintenance categories*

<b>Category</b>	<b>Definition</b>
M0	Action is significant improvements to maintenance programme
M1	Action is minor improvements to maintenance programme
M2	Action is no improvements to maintenance programme

*Table 5.7: Definition of drainage categories*

<b>Category</b>	<b>Definition</b>
D0	Action is pipe drainage system is needed on pitch
D1	Action is pipe drainage is needed on pitch
D2	Action is slit drainage is needed on pitch
D3	No action is needed on pitch drainage

<sup>33</sup><https://www.herefordshire.gov.uk/downloads/file/23400/draft-neighbourhood-development-plan-january-2022>

<sup>34</sup> See Appendix 3 for the non-technical assessment for rugby pitches

# HEREFORDSHIRE COUNCIL PLAYING PITCH & OUTDOOR SPORTS STRATEGY

Table 5.8: Quality ratings based on maintenance and drainage scores

		Maintenance		
		Poor (M0)	Adequate (M1)	Good (M2)
Drainage	Natural Inadequate (D0)	Poor	Poor	Standard
	Natural Adequate (D1)	Poor	Standard	Good
	Pipe Drained (D2)	Standard	Standard	Good
	Pipe and Slit Drained (D3)	Standard	Good	Good

The figures are based upon a pipe drained system at 5m centres that has been installed in the last eight years and a slit drained system at 1m centres that has been installed in the last five years.

Of the community available pitches in Herefordshire, 24 are rated as standard quality and ten as poor quality.

### *Performance Quality Standards (PQS)*

It should be noted that the RFU is currently working with the Grounds Management Association (GMA) to carry out detailed site assessments at rugby union sites across the Country. Although these have been carried out for Ledbury RFC and Ross-on-Wye RFC in Herefordshire these will not be factored into the overall quality scores for the two sites. This is due to ongoing internal discussions at the RFU on how best these will be implemented within Playing Pitch Strategies moving forward.

This being said anecdotal evidence suggests that these PQS may help to guide quality scores moving forward as they are more detailed than non technical site assessments.

Please see table overleaf for the full breakdown.

## HEREFORDSHIRE COUNCIL PLAYING PITCH & OUTDOOR SPORTS STRATEGY

Table 5.9: Summary of quality

Analysis area	Site ID	Site name	Postcode	Community use?	Number of pitches	Pitch type	Floodlit?	Non-technical score	Quality rating
Bromyard	31	Clive Richards Sports Ground	HR7 4LP	Yes	2	Senior	Yes	M1 / D2	Standard
Bromyard	107	Queen Elizabeth High School	HR7 4QS	Yes	1	Senior	No	M0 / D1	Poor
Hereford	56	Hereford Cathedral School Pitches	HR4 0PH	Yes	1	Junior	No	M2 / D0	Standard
Hereford	56	Hereford Cathedral School Pitches	HR4 0PH	Yes	2	Senior	No	M2 / D0	Standard
Hereford	57	Hereford City Sports Club	HR4 9NG	Yes	2	Senior	No	M0 / D1	Poor
Hereford	72	Kingstone Academy	HR2 9HJ	No	1	Senior	No	M0 / D1	Poor
Hereford	124	St Mary's RC High School	HR1 4DR	No	1	Senior	No	M0 / D1	Poor
Hereford	138	The Bishop of Hereford's Bluecoat School (Hampton Dene Playing Fields)	HR1 1UX	Yes	3	Senior	No	M0 / D1	Poor
Hereford	145	The Hereford Academy	HR2 7NG	Yes	1	Senior	No	M0 / D1	Poor
Hereford	172	Hereford Rugby Club	HR4 0PH	Yes	1	Senior	No	M2 / D0	Standard
Hereford	172	Hereford Rugby Club	HR4 0PH	Yes	1	Senior	Yes	M2 / D0	Standard
Hereford	172	Hereford Rugby Club	HR4 0PH	Yes	1	Mini	Yes	M2 / D0	Standard
Ledbury	67	John Masefield High School (JMSPORT)	HR8 2HF	No	1	Junior	No	M0 / D1	Poor
Ledbury	79	Ledbury Rugby Club	HR8 2LP	Yes	5	Mini	No	M1 / D1	Standard
Ledbury	79	Ledbury Rugby Club	HR8 2LP	Yes	1	Senior	Yes	M1 / D1	Standard
Ledbury	79	Ledbury Rugby Club	HR8 2LP	Yes	1	Junior	Yes	M1 / D1	Standard
Ledbury	79	Ledbury Rugby Club	HR8 2LP	Yes	2	Junior	Partially	M1 / D1	Standard
Ledbury	79	Ledbury Rugby Club	HR8 2LP	Yes	1	Junior	No	M1 / D1	Standard
Ledbury	142	The Downs - Malvern College Sports Field	WR13 6EX	No	2	Junior	No	M2 / D1	Good
Ledbury	142	The Downs - Malvern College Sports Field	WR13 6EX	No	1	Mini	No	M2 / D1	Good
Ledbury	143	The Elms School	WR13 6EF	No	2	Junior	No	M1 / D1	Standard
Leominster	41	Earl Mortimer College and Sixth Form Centre	HR6 8JJ	Yes	1	Senior	No	M0 / D1	Poor
Leominster	87	Lucton School	HR6 9PN	No	2	Senior	No	M1 / D1	Standard
Leominster	88	Luctonians Sports Club	HR6 9SB	Yes	1	Junior	No	M1 / D1	Standard
Leominster	88	Luctonians Sports Club	HR6 9SB	Yes	3	Senior	Yes	M1 / D1	Standard
Leominster	88	Luctonians Sports Club	HR6 9SB	Yes	2	Senior	No	M1 / D1	Standard
Ross-on-Wye	111	Ross Rugby Football Club	HR9 7GQ	Yes	2	Senior	No	M0 / D1	Poor

## HEREFORDSHIRE COUNCIL PLAYING PITCH & OUTDOOR SPORTS STRATEGY

Ross-on-Wye RFC indicates pitch quality has decreased over the previous few seasons since the dedicated grounds person left the Club. It aspires to hire someone full time to help support the regular maintenance of the pitches in the upcoming years dependent on the available budget.

Hereford RFC hires an external contractor to carry out most of the maintenance on the pitches, however, it states that ideally it should be spending almost double what it does to obtain the best results including overseeding.

### *Flooding*

It should be noted that Hereford Cathedral School Pitches, Hereford City Sports Club, Ledbury Rugby Club, Ross Rugby Football Club and Hereford Rugby Club are actively used for rugby union, are located on flood zones.

The RFU, working with Sport England, has produced a set of information for clubs that have been affected by adverse weather in England<sup>35</sup>. Sport England, when necessary, can also offer various funding options for clubs that have been affected by flooding.

### **Ancillary facilities**

The quality of ancillary facilities across Herefordshire has been assessed via a combination of site visits and user consultation to reach and apply an agreed rating as follows:

- ◀ Good
- ◀ Standard
- ◀ Poor

Ancillary facility ratings are primarily influenced by the type of amenities which are available on a site accompanied by their quality, such as a clubhouse, changing rooms, car parking, dedicated official and spectator facilities. The table below identifies the findings for rugby union sites that are actively utilised for rugby union across Herefordshire.

*Table 5.10: Summary of quality*

Analysis area	Site ID	Site name	Club	Ancillary provision quality
Bromyard	31	Clive Richards Sports Ground	Bromyard RFC	Good
Hereford	57	Hereford City Sports Club	Greyhound RFC	Standard
Hereford	172	Hereford Rugby Club	Hereford RFC	Poor
Ledbury	79	Ledbury Rugby Club	Ledbury RFC	Good
Leominster	88	Luctonians Sports Club	Luctonians RFC	Good
Ross-on-Wye	111	Ross Rugby Football Club	Ross-on-Wye RFC	Standard

Hereford RFC reports that its poor quality ancillary provision is limiting potential demand on the site, particularly for women and girls. Its strategic ambition is to either replace or upgrade its clubhouse to better cater for all types of demand in addition to establishing more facilities in order for the Club to grow.

<sup>35</sup> <https://www.sportengland.org/how-we-can-help/facilities-and-planning/sustainability>

# HEREFORDSHIRE COUNCIL PLAYING PITCH & OUTDOOR SPORTS STRATEGY

Luctonians RFC indicates it generally ancillary provision to be good quality although it has plans to redevelop its toilet block. The Club also has longer term ambitions to establish a sports hall on the site in order to incorporate its netball club.

Greyhound RFC suggests the facilities at Hereford City Sports Club are aging and in need of modernisation referencing in particular, the boiler and changing rooms. The current short term lease (2026) will create issues for the Club in accessing relevant S106/grant funding.

Ross-on-Wye RFC has recently had planning application (P220034/F<sup>36</sup>) approved to extend a flat roof at the back of its main clubhouse in order to establish additional toilets and storage.

## 5.3: Demand

### *Competitive play*

There are six community rugby union clubs based in Herefordshire providing a total of 72 teams. This is divided into one ad hoc vets/social teams, 13 senior men's, three senior women's, 25 junior boys' and 27 mini teams.

Table 5.11: Summary of club demand

Club	Analysis area	No. of rugby union teams						
		Vets / Social		Senior (19+)		Junior (13-18)		Mini (6-12)
		M	F	M	F	M	F	Mixed
Bromyard RFC	Bromyard	-	-	2	-	5	-	6
Greyhound RFC	Hereford	-	-	1	1	-	-	-
Hereford RFC	Hereford	-	-	2	-	6	-	6
Ledbury RFC	Ledbury	1	-	2	-	5	-	8
Luctonians RFC	Leominster	-	-	4	1	6	-	5
Ross-on-Wye RFC	Ross-on-Wye	-	-	2	1	3	-	5
<b>Total</b>		<b>1</b>	<b>-</b>	<b>13</b>	<b>3</b>	<b>25</b>	<b>-</b>	<b>30</b>

Bromyard RFC, Hereford RFC, Ledbury RFC and Luctonians RFC all have a full complement of mini and junior teams, whereas Ross-on-Wye RFC is looking to create a stronger junior section.

Greyhound RFC reports it has recently seen its mini and junior demand diminish during the pandemic. It is looking to re-establish this demand as soon as it is feasible.

### *Touch Rugby*

Touch (also known as Touch Football or Touch Rugby) is a variant of rugby organised and administered globally by the Federation of International Touch. Touch is essentially a variation of rugby league with the tackling of opposing players replaced by a touch. Touch is therefore not a contact sport but a limited-contact sport.

<sup>36</sup>[Link to planning application](#)

## HEREFORDSHIRE COUNCIL PLAYING PITCH & OUTDOOR SPORTS STRATEGY

Touch is able to be played on natural turf and 3G pitches, with the field of play measuring 70 metres in length from score line to score line (excluding touchdown areas of an additional 5 metres at each end) and 50 metres in width excluding the interchange areas. On field teams are made up of six players each, with up to eight substitutes permitted per team. Touch allows for mixed sex participation at all levels and offers mixed, men's or women's playing formats, with on field male/female ratios applicable to teams in mixed competition. Matches are generally made up of two twenty minute halves.

England Touch Association (ETA) is the governing body for Touch in England. Its role is to promote, encourage, foster, develop and grow the sport of Touch in England, under the Federation of International Touch rules and guidelines. England Touch a non-profit organisation primarily funded by membership fees, led by a volunteer-run Executive Committee selected by members. Though ETA stands as an independent governing body, it affiliates to the RFU and in some areas assists in the delivery of the RFU O2 Touch Programme.

In addition to the demand listed above, Ledbury RFC, Luctonians RFC, Ross-on-Wye RFC all field Touch teams. As mentioned, this demand will not be examined as part of the overall supply and demand analysis. Each of these clubs indicate aspirations for these teams to become a dedicated team moving forward. Therefore, they will each be referenced later in the section under future demand.

### **Training**

Throughout the Country, many rugby teams train at their home ground on match pitches. As a result, usage is concentrated which reduces the capacity for match play on these pitches and means they are more likely to be overplayed. A key factor in determining the extent of training on match pitches is the presence of floodlighting. The table below summarises the training demand for all community rugby clubs across Herefordshire.

*Table 5.12: Summary of training demand*

Club	Site ID	Site name	Floodlit training provision	MES <sup>37</sup>
Bromyard RFC	31	Clive Richards Sports Ground	Floodlit pitches	4
Greyhound RFC	57	Hereford City Sports Club	Floodlit training area	2
Hereford RFC	172	Hereford Rugby Club	Floodlit pitch	6
Ledbury RFC	79	Ledbury Rugby Club	Floodlit pitches	8
Luctonians RFC	88	Luctonians Rugby Football Club	Two floodlit training pitches	8
Ross-on-Wye RFC	111	Ross Rugby Football Club	Floodlit training pitch	4

Greyhound RFC reports the floodlight for the training area at Hereford City Sports Club needs upgrading. Similarly, Hereford RFC indicates the floodlights at Hereford Rugby Club need upgrading as they are only suitable for competitive demand and not training demand. This poses a particular issue during the winter.

Ledbury RFC aspires to floodlight more of its pitches in order to better disperse training demand.

<sup>37</sup> Match equivalent session (MES)

# HEREFORDSHIRE COUNCIL

## PLAYING PITCH & OUTDOOR SPORTS STRATEGY

---

### *Use of artificial pitches*

Nationally, clubs identify the use of 3G pitches for training as a method of protecting the match pitches and providing a high quality surface for full contact practice. Competitive play continues to take place on grass pitches for the most part, with ad hoc use of 3G pitches for fixtures in the case of unsuitable pitches due to waterlogging or frost. Further detail on use of 3G pitches can be found in Part 3: Third Generation Turf (3G) Artificial Grass Pitches (AGPS).

There are no WR compliant 3G pitches within Herefordshire with the nearest located at Worcester Warriors (Sixways Stadium) in Wychavon or the University of Gloucestershire (Gloucester).

Hereford RFC reports demand for more access to WR compliant 3G pitches for both competitive and training demand. This is due several issues at its home site, Hereford Rugby Club, which affects its ability to effectively use the site. This includes ineffective floodlighting to cater for training demand and the fact the site is situated on a flood zone meaning it can be inaccessible for several weeks during the season.

As mentioned, the Club has previously had planning permission to establish a WR compliant 3G pitch as part of a relocation which has not progressed. However, it remains interested in any future potential to develop a WR compliant pitch elsewhere as part of a joint venture with other clubs/partners.

Luctonians RFC indicates it has long term plans to establish a WR compliant 3G pitch on its site, however, there has been no formal plans established to date.

### ***Exported demand***

Displaced or exported demand refers to Herefordshire based teams that are currently accessing pitches outside of the local authority for their home fixtures, normally because their pitch requirements cannot be met, which is usually because of pitch supply, in some cases quality issues or stipulated league requirements for access to certain facilities.

There is no known exported competitive demand outside of the Authority, however, Hereford RFC and Ledbury RFC reports occasionally travelling to University of Gloucestershire (Gloucester City) to access the onsite WR compliant 3G pitch for training demand.

### ***Imported demand***

Imported demand refers to any demand from neighbouring local authorities that accesses facilities within the Herefordshire study area due to a lack of available facilities in other local authorities where such team or club is based. There is no known imported demand into the Authority.

### ***Latent demand***

Latent demand refers to potential demand; individuals who would like to participate within the sport but do not do so. This can be for a variety of reasons including a lack pitches or appropriate facilities.

Hereford RFC reports of latent demand as it would be able to accommodate more demand, especially for women and girls, if it had access to more/better quality pitch and ancillary provision. This being said it does not specifically quantify how many teams it would be able to increase by if the improvement were made.



# HEREFORDSHIRE COUNCIL PLAYING PITCH & OUTDOOR SPORTS STRATEGY

## Future demand

Future demand can be defined in two ways, through participation increases and using population forecasts.

### Participation increases

Overall, all five clubs, that responded to consultation, report future aspirations to create a total of 13 teams which equates to 5.5 match equivalent sessions per week on senior pitches.

Table 5.13: Summary of club aspirational future demand

Club	Analysis area	Future team aspirations	Future aspirations in match equivalent sessions (MES) on a senior pitch <sup>38</sup>
Greyhound RFC	Hereford	1 x senior men's	0.5
		2 x mini teams	0.5
Hereford RFC	Hereford	1 x senior men's	0.5
		2 x mini teams	0.5
Ledbury RFC	Ledbury	1 x senior women's	0.5
		2 x junior girls	1
Luctonians RFC	Leominster	1 x senior men's	0.5
		1 x senior women's	0.5
Ross-on-Wye RFC	Ross-on-Wye	2 x junior girls	1
<b>Total</b>			<b>5.5</b>

Of the five clubs that have ambitions to increase participation, three (60%) specifically state aspirations to directly expand their women and girls' offering by at least one team.

### Population increases

Team generation rates are used below as the basis for calculating the number of teams likely to be generated in the future based on population growth (2041). Using this, it is predicted that there will be a possible increase of one junior boys' team across Herefordshire.

Table 5.14: Team generation rates (2041)

Age group	Current population within age group	Current no. of teams	Team Generation Rate	Future population within age group (2041)	Predicted future number of teams	Additional teams that may be generated from the increased population
<b>Bromyard</b>						
Senior Men's (19-45)	1,518	2	1:759	1,555	2.0	0.0
Senior Women's (19-45)	1,417	0	0	1,481	0.0	0.0
Junior Boys (13-18)	372	5	1:74	389	5.2	0.2
Junior Girls (13-18)	303	0	0	330	0.0	0.0
Mini rugby mixed (7-12)	698	6	1:116	669	5.8	0.0
<b>Golden Valley</b>						
Senior Men's (19-45)	674	0	0	690	0.0	0.0

<sup>38</sup> Anticipated future junior demand is represented as 0.5 MES on a senior pitch whereas anticipated mini future demand is represented as 0.25 MES on a senior pitch.

# HEREFORDSHIRE COUNCIL PLAYING PITCH & OUTDOOR SPORTS STRATEGY

Age group	Current population within age group	Current no. of teams	Team Generation Rate	Future population within age group (2041)	Predicted future number of teams	Additional teams that may be generated from the increased population
Senior Women's (19-45)	706	0	0	738	0.0	0.0
Junior Boys (13-18)	203	0	0	212	0.0	0.0
Junior Girls (13-18)	219	0	0	238	0.0	0.0
Mini rugby mixed (7-12)	452	0	0	433	0.0	0.0
<b>Hereford</b>						
Senior Men's (19-45)	15,119	3	1:5,040	15,485	3.1	0.1
Senior Women's (19-45)	14,345	1	1:14,345	14,998	1.0	0.0
Junior Boys (13-18)	2,905	5	1:581	3,036	5.2	0.2
Junior Girls (13-18)	2,681	0	0	2,917	0.0	0.0
Mini rugby mixed (7-12)	6,641	6	1:1,107	6,369	5.8	0.0
<b>Kington</b>						
Senior Men's (19-45)	1,149	0	0	1,177	0.0	0.0
Senior Women's (19-45)	1,101	0	0	1,151	0.0	0.0
Junior Boys (13-18)	285	0	0	298	0.0	0.0
Junior Girls (13-18)	278	0	0	303	0.0	0.0
Mini rugby mixed (7-12)	593	0	0	569	0.0	0.0
<b>Ledbury</b>						
Senior Men's (19-45)	2,365	3	1:788	2,422	3.1	0.1
Senior Women's (19-45)	2,324	0	0	2,430	0.0	0.0
Junior Boys (13-18)	618	5	1:124	646	5.2	0.2
Junior Girls (13-18)	566	0	0	616	0.0	0.0
Mini rugby mixed (7-12)	1,186	8	1:148	1,137	7.7	0.0
<b>Leominster</b>						
Senior Men's (19-45)	3,252	4	1:813	3,331	4.1	0.1
Senior Women's (19-45)	3,218	1	1:3,218	3,364	1.0	0.0
Junior Boys (13-18)	801	5	1:160	837	5.2	0.2
Junior Girls (13-18)	786	0	0	855	0.0	0.0
Mini rugby mixed (7-12)	1,583	6	1:264	1,518	5.8	0.0
<b>Ross-on-Wye</b>						
Senior Men's (19-45)	4,066	2	1:2,033	4,164	2.0	0.0
Senior Women's (19-45)	4,021	1	1:4,021	4,204	1.0	0.0
Junior Boys (13-18)	925	3	308	967	3.1	0.1
Junior Girls (13-18)	902	0	0	982	0.0	0.0
Mini rugby mixed (7-12)	1,984	5	1:397	1,903	4.8	0.0
<b>Herefordshire</b>						
Senior Men's (19-45)	24,077	14	1:1,720	24,659	14	0.0
Senior Women's (19-45)	23,111	3	1:7,704	24,162	3	0.0
Junior Boys (13-18)	5,184	23	1:225	5,418	24	1
Junior Girls (13-18)	4,833	0	0	5,259	0	0.0
Mini rugby mixed (7-12)	11,153	31	1:360	10,697	30	0.0

It is important to acknowledge that whilst TGRs project team growth as a factor of population and existing teams, there are plans and strategies to increase the number of teams at some formats beyond what current trends suggest, due to a desire to change such trends. For example, consultation with the RFU suggests that the development of female rugby in Herefordshire is likely as it is currently a focus area for the NGB.

# HEREFORDSHIRE COUNCIL

## PLAYING PITCH & OUTDOOR SPORTS STRATEGY

---

Future demand for women's and girls' is encapsulated by participation increases reported by, Hereford RFC, Ledbury RFC, Luctonians RFC and Ross-on-Wye RFC as detailed in Table 5.13.

### *Future demand summary*

In the supply and demand analysis at the end of this section of the report, only future demand identified through population increases are included. Future demand through participation increases from club aspirational demand is considered more aspirational, and it is unlikely that it will all be achieved. However, the preceding Strategy document will include a scenario to identify the impact it would have if the growth is realised.

Future growth from population increases amount to one junior boys' team (0.5 match equivalent sessions). This will be applied to Herefordshire as a whole rather than a specific Analysis Area.

### **The peak period**

In order to fully establish actual spare capacity, the peak period needs to be established for all types of rugby. For senior teams, it is Saturday PM as all senior men's teams play at this time. Peak time for mini and junior rugby is Sunday AM.

### **5.4: Capacity analysis**

The capacity for pitches to regularly accommodate competitive play, training and other activity over a season is most often determined by quality. As a minimum, the quality and therefore the capacity of a pitch affects the playing experience and people's enjoyment of playing rugby. In extreme circumstances, it can result in the inability of a pitch to cater for all or certain types of play during peak and off-peak times.

To enable an accurate supply and demand assessment of rugby pitches, the following assumptions are applied to site by site analysis:

- ◀ All sites that are used for competitive rugby matches (regardless of whether this is secured community use) are included on the supply side.
- ◀ Use of school pitches by schools reduces potential capacity by one match equivalent session.
- ◀ All competitive play is on senior sized pitches (except for where mini pitches are provided).
- ◀ From U13 upwards, teams play 15 v15 and use a full pitch.
- ◀ Mini teams (U6-U12) play on half of a senior pitch i.e. two teams per senior pitch or a dedicated mini pitch.
- ◀ For senior and youth teams the current level of play per week is set at 0.5 for each match played based on all teams operating on a traditional home and away basis (assumes half of matches will be played away).
- ◀ For mini teams playing on a senior pitch, play per week is set at 0.25 for each match played based on all teams operating on a traditional home and away basis and playing across half of one senior pitch.
- ◀ Senior men's rugby generally takes place on Saturday afternoons.
- ◀ Senior women's rugby generally takes place on Sunday afternoons.
- ◀ Junior rugby generally takes place on Sunday mornings.
- ◀ Mini rugby generally takes place on Sunday mornings.
- ◀ Training that takes place on club pitches is reflected by the addition of match equivalent sessions to current usage levels.

# HEREFORDSHIRE COUNCIL PLAYING PITCH & OUTDOOR SPORTS STRATEGY

As a guide, the RFU has set a standard number of matches that each pitch should be able to accommodate, set out below.

*Table 5.15: Pitch capacity (matches per week) based on quality assessments*

		Maintenance		
		Poor (M0)	Adequate (M1)	Good (M2)
Drainage	Natural Inadequate (D0)	0.5	1.5	2
	Natural Adequate or Pipe Drained (D1)	1.5	2	3
	Pipe Drained (D2)	1.75	2.5	3.25
	Pipe and Slit Drained (D3)	2	3	3.5

Capacity is based upon a basic assessment of the drainage system and maintenance programme ascertained through a combination of the quality assessment and consultation. This guide, however, is only a very general measure of potential pitch capacity. It does not account for specific circumstances at time of use and it assumes average rainfall and an appropriate end of season rest and renovation programme.

### **Education sites**

To account for curricular/extra-curricular use of education pitches it is likely that the carrying capacity at such sites will need to be adjusted. The only time this would not happen is when a school does not use its pitches at all and the sole use is community use. The adjustment is typically dependent on the amount of play carried out.

In some cases, where there is no identified community use, there is little capacity to accommodate further play. Internal usage often exceeds recommended pitch capacity, which is further exacerbated by basic maintenance regimes that may not extend beyond grass cutting and line marking.

Table 5.17 shows community usage of available pitches. Where not overplayed as a result of community use, school sites are considered to have no spare capacity through unsecure tenure, unless it is known a community use agreement is in situ.

For school sites which are available for community use but that currently do not have any external hirers. one match equivalent session per week, per pitch has been accredited to indicate use for curricular and extracurricular activity as opposed to them being completely unused.

### **Actual spare capacity**

To determine 'actual spare capacity', each site with 'potential capacity' has been reviewed. A pitch is only said to have 'actual spare capacity' if it is available for community use and available at the peak time for that format of the game. Any pitch not meeting this criterion has consequently been discounted.

There may also be situations where, although a site is highlighted as potentially able to accommodate some additional play, this should not be recorded as spare capacity against the site. For example, a site may be managed to operate slightly below full capacity to ensure that it can cater for a number of regular friendly matches and activities that take place but are difficult to quantify on a weekly basis.

## HEREFORDSHIRE COUNCIL PLAYING PITCH & OUTDOOR SPORTS STRATEGY

---

Pitches that are of a poor quality are not deemed to have actual spare capacity due to the already low carrying capacity of the pitches. Any identified spare capacity should be retained in order to relieve the pitches of use, which in turn will aid the improvement of pitch quality. Furthermore, any pitches with unsecured tenure are not considered to have actual spare capacity as no further play should be encouraged on such sites given that future access cannot be guaranteed. The way this will be represented in the Table 5.17 is as follows:

*Table 5.16: Spare capacity examples*

Spare capacity in peak period (examples)	Explanation of spare capacity
1	If the cell is highlighted in green with a number, it means that the pitch/es has actual spare capacity at peak time.
-	If the cell has a dash in it, it means the pitch is played to capacity during the peak period.
1	If the cell has a number in it but is not highlighted, it means the pitch has spare capacity at peak period; however, this is discounted. This could be due to unsecure tenure, poor pitch quality, the pitch not being available for community use, or the pitch already being played to capacity or being overplayed (outside of peak time).

**HEREFORDSHIRE COUNCIL  
PLAYING PITCH & OUTDOOR SPORTS STRATEGY**

Table 5.17: Capacity table for rugby pitches in Herefordshire

Analysis area	Site ID	Site name	Post code	Com use?	Number of pitches	Pitch type	Floodlit?	Non-technical assessment score	Quality rating	Pitch Capacity (sessions per week)	Competitive demand (per week) <sup>39</sup>	Training sessions (per week) <sup>40</sup>	Capacity rating	Actual spare capacity	Comments
Bromyard	31	Clive Richards Sports Ground	HR7 4LP	Yes	2	Senior	Yes	M1 / D2	Standard	5	5	4	4	1	Overplayed by four match equivalent sessions.
Bromyard	107	Queen Elizabeth High School	HR7 4QS	Yes	1	Senior	No	M0 / D1	Poor	1.5	1	-	0.5	0.5	Spare capacity discounted due to unsecure tenure and poor pitch quality.
Hereford	56	Hereford Cathedral School Pitches	HR4 0PH	Yes	1	Junior	No	M2 / D0	Standard	2	1	-	1	1	Spare capacity discounted due to unsecure tenure. Site is located on a flood zone.
Hereford	56	Hereford Cathedral School Pitches	HR4 0PH	Yes	2	Senior	No	M2 / D0	Standard	4	2	-	2	2	Spare capacity discounted due to unsecure tenure. Site is located on a flood zone.
Hereford	57	Hereford City Sports Club	HR4 9NG	Yes	2	Senior	No	M0 / D1	Poor	3	1	2	0	1	Pitches are played capacity. Site is located on a flood zone.
Hereford	72	Kingstone Academy	HR2 9HJ	No	1	Senior	No	M0 / D1	Poor	1.5	1	0.5	0.5	0.5	Spare capacity discounted due to unsecure tenure and poor pitch quality.
Hereford	124	St Mary's RC High School	HR1 4DR	No	1	Senior	No	M0 / D1	Poor	1.5	1	-	0.5	0.5	Spare capacity discounted due to unsecure tenure and poor pitch quality.
Hereford	138	The Bishop of Hereford's Bluecoat School (Hampton Dene Playing Fields)	HR1 1UX	Yes	3	Senior	No	M0 / D1	Poor	4.5	3	-	1.5	1.5	Spare capacity discounted due to unsecure tenure and poor pitch quality.
Hereford	145	The Hereford Academy	HR2 7NG	Yes	1	Senior	No	M0 / D1	Poor	1.5	1	-	0.5	0.5	Spare capacity discounted due to unsecure tenure and poor pitch quality.
Hereford	172	Hereford Rugby Club	HR4 0PH	Yes	1	Senior	No	M2 / D0	Standard	2	2	-	0	-	Pitch is played to capacity. Site is located on a flood zone.
Hereford	172	Hereford Rugby Club	HR4 0PH	Yes	1	Senior	Yes	M2 / D0	Standard	2	2	6	6	1	Overplayed by six match equivalents sessions. Site is located on a flood zone.
Hereford	172	Hereford Rugby Club	HR4 0PH	Yes	1	Mini	No	M2 / D0	Standard	2	3	-	1	-	Overplayed by one match equivalent sessions. Site is located on a flood zone.
Ledbury	67	John Masefield High School (JMSPORT)	HR8 2HF	No	1	Junior	No	M0 / D1	Poor	1.5	1	-	0.5	0.5	Spare capacity discounted due to unsecure tenure and poor pitch quality.
Ledbury	79	Ledbury Rugby Club	HR8 2LP	Yes	5	Mini	No	M1 / D1	Standard	10	4	-	6	-	No spare capacity at peak time. Site is located on a flood zone.
Ledbury	79	Ledbury Rugby Club	HR8 2LP	Yes	1	Senior	Yes	M1 / D1	Standard	2	1	-	1	-	Pitch is played to capacity at peak time. Site is located on a flood zone.
Ledbury	79	Ledbury Rugby Club	HR8 2LP	Yes	1	Junior	Yes	M1 / D1	Standard	2	1	6	5	-	Pitch is overplayed by five match equivalent sessions.
Ledbury	79	Ledbury Rugby Club	HR8 2LP	Yes	2	Junior	Partially	M1 / D1	Standard	4	1	2	1	1	Site is located on a flood zone therefore spare capacity is discounted.

<sup>39</sup> Match equivalent sessions

<sup>40</sup> Match equivalent sessions

**HEREFORDSHIRE COUNCIL  
PLAYING PITCH & OUTDOOR SPORTS STRATEGY**

Analysis area	Site ID	Site name	Post code	Com use?	Number of pitches	Pitch type	Floodlit?	Non-technical assessment score	Quality rating	Pitch Capacity (sessions per week)	Competitive demand (per week) <sup>39</sup>	Training sessions (per week) <sup>40</sup>	Capacity rating	Actual spare capacity	Comments
Ledbury	79	Ledbury Rugby Club	HR8 2LP	Yes	1	Junior	No	M1 / D1	Standard	2	1	-	1	-	Pitch is played to capacity at peak time.
Ledbury	142	The Downs - Malvern College Sports Field	WR13 6EX	No	2	Junior	No	M2 / D1	Good	6	2	-	4	2	Spare capacity discounted due to unsecure tenure.
Ledbury	142	The Downs - Malvern College Sports Field	WR13 6EX	No	1	Mini	No	M2 / D1	Good	3	1	-	2	1	Spare capacity discounted due to unsecure tenure.
Ledbury	143	The Elms School	WR13 6EF	No	2	Junior	No	M1 / D1	Standard	4	2	-	2	2	Spare capacity discounted due to unsecure tenure.
Leominster	41	Earl Mortimer College and Sixth Form Centre	HR6 8JJ	Yes	1	Senior	No	M0 / D1	Poor	1.5	1	-	0.5	0.5	Spare capacity discounted due to unsecure tenure and poor pitch quality.
Leominster	87	Lucton School	HR6 9PN	No	2	Senior	No	M1 / D1	Standard	4	2	-	2	2	Spare capacity discounted due to unsecure tenure.
Leominster	88	Luctonians Sports Club	HR6 9SB	Yes	1	Junior	No	M1 / D1	Standard	2	2.5	-	0.5	-	Overplayed by 0.5 match equivalent sessions.
Leominster	88	Luctonians Sports Club	HR6 9SB	Yes	3	Senior	Yes	M1 / D1	Standard	6	1.5	8	3.5	1.5	Overplayed by 3.5 match equivalent sessions.
Leominster	88	Luctonians Sports Club	HR6 9SB	Yes	2	Senior	No	M1 / D1	Standard	4	2	-	2	2	Actual spare capacity at peak time.
Ross-on-Wye	111	Ross Rugby Football Club	HR9 7GQ	Yes	2	Senior	No	M0 / D1	Poor	3	4.25	-	1.25	1	Overplayed by 1.25 match equivalent sessions. Site is located on a flood zone.

# HEREFORDSHIRE COUNCIL PLAYING PITCH & OUTDOOR SPORTS STRATEGY

## **Spare capacity**

The next step is to ascertain whether or not any identified ‘potential capacity’ can be deemed ‘actual capacity’. There may be situations where, although a site is highlighted as potentially able to accommodate some additional play, this should not be recorded as spare capacity against the site. For example, a site may be managed to regularly operate slightly below full capacity to ensure that it can cater for a number of regular friendly matches and activities that take place but are difficult to quantify on a weekly basis.

There are 24 pitches across 13 sites that have potential spare capacity in Herefordshire, however, when analysed in greater detail only two pitches on one site have actual spare capacity. This is due to sites either not having secure tenure, not being community available or having poor quality pitches.

In total, there are two match equivalent sessions of actual spare capacity on senior pitches across Herefordshire: at Luctonians Sports Club (Leominster Analysis Area).

Mini/junior pitches are consequently considered to have no actual spare capacity as they are used most weeks, but it is acknowledged there are some when the pitches are not in use.

## **Overplay**

There are 11 pitches across five sites in Herefordshire which are overplayed by a total of 20.75 match equivalent sessions per week.

*Table 5.18: Summary of supply and demand balance on senior rugby union pitches*

Analysis area	Site ID	Site name	Pitch type	No. of pitches	Overplay (match equivalent sessions per week)
Bromyard	31	Clive Richards Sports Ground	Senior	2	4
Hereford	172	Hereford Rugby Club	Senior	1	6
Hereford	172	Hereford Rugby Club	Mini	1	0.5
Ledbury	79	Ledbury Rugby Club	Junior	1	5
Leominster	88	Luctonians Sports Club	Junior	1	0.5
Leominster	88	Luctonians Sports Club	Senior	3	3.5
Ross-on-Wye	111	Ross Rugby Football Club	Senior	2	1.25
<b>Total</b>				<b>11</b>	<b>20.75</b>

The site with the greatest amount of the overplay is at Hereford Rugby Club, totalling 6.5 match equivalent sessions per week. This is closely followed by Ledbury Rugby Club with five match equivalent sessions per week. The shortfalls are derived from the floodlit pitches at each site which are used for both competitive and training demand.

## **5.5: Supply and demand analysis**

Having considered supply and demand, the table below identifies the overall supply and demand balance (actual spare capacity against overplay) in each of the analysis areas for senior rugby union pitches based on match equivalent sessions per week. Future demand is based on anticipated growth from population increases.



## HEREFORDSHIRE COUNCIL PLAYING PITCH & OUTDOOR SPORTS STRATEGY

Table 5.19: Summary of supply and demand balance on rugby union pitches

Analysis area	Actual spare capacity <sup>41</sup>	Demand (match equivalent sessions)			
		Overplay	Current total	Future demand	Future total
Bromyard	-	4	4	-	4
Golden Valley	-	-	0	-	0
Hereford	-	6.5	6.5	-	6.5
Kington	-	-	0	-	0
Ledbury	-	5	5	-	5
Leominster	2	4	2	-	2
Ross-on-Wye	-	1.25	1.25	-	1.5
<b>Total</b>	<b>2</b>	<b>20.75</b>	<b>18.75</b>	<b>0.5<sup>42</sup></b>	<b>19.25</b>

Overall, there is a current shortfall of 18.75 match equivalent sessions per week on senior rugby union pitches to meet current demand. This is further exacerbated when considering future demand, resulting in a future shortfall of 19.25 match equivalent sessions per week.

Given the abovementioned shortfalls, priority should be placed first and foremost on alleviating overplay. Given that the majority of overplay is a result of training demand on grass pitches, it is considered that there is a potential need for additional floodlighting, pitch quality improvements and/or access to World Rugby compliant 3G pitches. These scenarios will be further explored within the Strategy document.

<sup>41</sup> In match equivalent sessions per week

<sup>42</sup> Future demand has been put on Herefordshire as a whole as it cannot be accredited to specific analysis area

### Rugby union summary

- ◀ **Overall, there is a current shortfall of 18.75 match equivalent sessions per week on senior rugby union pitches to meet current demand.**
- ◀ **This is further exacerbated when considering future demand, resulting in a future shortfall of 19.25 match equivalent sessions per week.**
- ◀ Within Herefordshire there are 26 senior, 11 junior and seven mini pitches provided, with all but 10 being available for community use. This in total amounts to 44 pitches, of which, 34 are available for community use.
- ◀ Each club has complete security of tenure at their home ground through either freehold or long term lease.
- ◀ Greyhound RFC reports it is looking to extend its current lease at Hereford City Sports Club this year (2022).
- ◀ It should be noted that Hereford RFC has previously (2013) been granted planning permission for a complete relocation from Hereford Rugby Club to a site known as Holywell Gutter Lane.
- ◀ Ledbury RFC reports that once the Ledbury Swifts FC has relocated it plans to use the area of land, which previously accommodated the football pitches, to create more rugby union provision.
- ◀ Of the community available pitches in Herefordshire, two are assessed as good quality, 22 as standard and ten as poor.
- ◀ It should be noted that Clive Richards Sports Ground, Hereford Cathedral School Pitches, Hereford City Sports Club, Ledbury Rugby Club, Ross Rugby Football Club and Hereford Rugby Club are actively used for Rugby, are located on flood zones.
- ◀ Hereford RFC reports that its poor quality ancillary provision is limiting potential demand on the site, particularly for women and girls. Its strategic ambition is to either replace or upgrade its clubhouse to better cater for all types of demand in addition to establishing more facilities in order for the Club to grow.
- ◀ There are aspirations for Hereford RFC and Luctonians RFC to access WR compliant 3G pitches for training demand.
- ◀ Overall, all five clubs, that responded to consultation, report future aspirations to create a total of 13 teams which equates to 5.5 match equivalent sessions per week on senior pitches.
- ◀ In total there are two match equivalent sessions of actual spare capacity on senior pitches across Herefordshire. This equates to two match equivalent sessions at Luctonians Sports Club (Leominster Analysis Area).
- ◀ There are 11 pitches across five sites in Herefordshire which are overplayed by a total of 20.75 match equivalent sessions per week.

# HEREFORDSHIRE COUNCIL PLAYING PITCH & OUTDOOR SPORTS STRATEGY

## PART 6: HOCKEY

### 6.1: Introduction

Hockey in England is governed by England Hockey (EH) and is administered locally by the Herefordshire Hockey Association. Competitive league hockey matches and training can only be played on sand filled, sand dressed or water based artificial grass pitches (AGPs). Although competitive, adult and junior club training cannot take place on third generation turf pitches (3G), 40mm pitches may be suitable at introductory level, such as school curriculum low level hockey. EH's Artificial Grass Playing Surface Policy details suitability of surface type for varying levels of hockey, as shown below.

Table 6.1: England Hockey guidelines on artificial surface types suitable for hockey

Category	Surface	Playing Level	Playing Level
England Hockey Category 1	Water surface approved within the FIH Global/National Parameters	<b>Essential</b> International Hockey - Training and matches	<b>Desirable</b> Domestic National Premier competition Higher levels of EH Player Pathway Performance Centres and upwards England
England Hockey Category 2	Sand dressed surfaces within the FIH National Parameter	<b>Essential</b> Domestic National Premier competition Higher levels of player pathway: Academy Centres and Upwards	<b>Desirable</b> All adult and junior League Hockey Intermediate or advanced School Hockey EH competitions for clubs and schools (excluding domestic national league)
England Hockey Category 3	Sand based surfaces within the FIH National Parameter	<b>Essential</b> All adult and junior club training and league Hockey EH competitions for clubs and schools Intermediate or advanced schools hockey	<b>Desirable</b>
England Hockey Category 4	All 3G surfaces	<b>Essential</b> None	<b>Desirable</b> Lower level hockey (Introductory level) when no category 1-3 surface is available.

In addition to the above pitch types England Hockey reports it is currently trialling a different multi-sport surface in order to better accommodate lower levels of hockey demand and other sports such as netball and tennis. The surface type known as Gen 2<sup>43</sup> is a versatile surface that will ensure sports do not need to compromise on the playing experience. It will be a sand dressed synthetic turf with a compatible shock pad. The concept is designed to provide facilities, including schools, with a dynamic surface which reduces the amount of space required and utilised provision to full potential.

<sup>43</sup> <http://www.englishockey.co.uk/page.asp?section=2596&sectionTitle=Gen+2+Playing+Surface>

## HEREFORDSHIRE COUNCIL PLAYING PITCH & OUTDOOR SPORTS STRATEGY

---

For senior teams, a full size pitch for competitive matches must measure at least 91.4 x 55 metres excluding surrounding run off areas which must be a minimum of two metres at the sides & three metres at the ends. England Hockey preference is for four metre side and five metre end run offs, with a preferred overall area of 101.4 x 63 metres though a minimum overall area of 97.4 x 59 metres is accepted.

It is considered that a hockey pitch can accommodate a maximum of four matches on one day (peak time) provided that the pitch has floodlighting. Training is generally midweek and requires access to a pitch and floodlights.

### **Consultation**

For the purposes of this report there are considered to be six hockey clubs within Herefordshire, these are Leominster Ladies HC, Leominster HC (Kingsland HC), Kington Ladies HC, Hereford HC, Ross-on-Wye HC and MonRoss Ladies HC.

It should be noted the Kingsland HC is the junior section of Leominster HC and will be treated as one collective club.

Kington Ladies HC and MonRoss Ladies HC (formally Ross-on-Wye Ladies HC) play their competitive fixtures outside of the authority; however, their members are primarily based within Herefordshire and are therefore classed as being from within the Authority. More details surrounding these clubs will be outlined in greater detail below.

Finally, although Colwall and Malvern HC does include members from within Herefordshire, its main participation is generated from the neighbouring authority of Malvern Hills (Worcestershire), where it plays its fixtures. More details surrounding the Club can be found within the Malvern Hills District Council Playing Pitch & Outdoor Sports Strategy.

Each of the six Herefordshire clubs responded to consultation requests resulting in an 100% response rate. Consultation was also carried out with the Herefordshire Hockey Association to provide additional context for this section.

### **6.2: Supply**

There are five full size hockey suitable AGPs in Herefordshire, of which, all are available for community use and are floodlit. The Hereford Analysis Area accommodates the most amount of such provision in the authority with two pitches (40%), in comparison, the Leominster, Ross-on-Wye and Ledbury analysis areas each accommodate one pitch each. There are no full size AGPs within the Bromyard, Golden Valley and Kington analysis areas.

## HEREFORDSHIRE COUNCIL PLAYING PITCH & OUTDOOR SPORTS STRATEGY

Table 6.2: Full size hockey suitable pitches in Herefordshire

Analysis area	Site ID	Site name	Post code	Number of pitches	Hockey usage	Surface type	Com use?	Floodlit?	Size (metres) <sup>44</sup>
Hereford	60	Hereford Leisure Centre	HR4 9UD	1	<b>Hereford HC</b> Curricular / Extracurricular hockey demand.	Sand Filled	Yes	Yes	96 x 68
Hereford	164	Whitecross High School Hereford	HR4 0RN	1	Curricular / Extracurricular hockey demand.	Sand dressed	Yes	Yes	96 x 62
Ledbury	67	John Masefield High School (JMsport)	HR8 2HF	1	Curricular / Extracurricular hockey demand.	Sand Filled	Yes	Yes	98 x 62
Leominster	16	Bridge Street Sports Centre	HR6 8EA	1	<b>Leominster Ladies HC</b> <b>Leominster HC / Kingsland HC</b> <b>Tenbury Ladies HC (Imported)</b> Curricular / Extracurricular hockey demand.	Sand Filled	Yes	Yes	98 x 62
Ross-on-Wye	66	John Kyrle Academy	HR9 7ET	1	<b>Ross-on-Wye HC</b> Curricular / Extracurricular hockey demand.	Sand dressed	Yes	Yes	96 x 62

Whilst not large enough to accommodate senior hockey matches, smaller AGPs can be used for training activity as well as for some junior matches (if large enough). In total there are seven small size hockey suitable AGPs in Herefordshire, of which, two are available for community use (Lady Hawkins Community Leisure Centre and The Downs – Malvern College).

<sup>44</sup> Including run offs

## HEREFORDSHIRE COUNCIL PLAYING PITCH & OUTDOOR SPORTS STRATEGY

Table 6.3: Small size hockey suitable pitches in Herefordshire

Analysis area	Site ID	Site	Postcode	No. of pitches	Community use?	Floodlit?	Size (metres)
Hereford	55	Hereford Cathedral School	HR1 2NG	1	No	No	28 x 18
Kington	75	Lady Hawkins Community Leisure Centre	HR5 3AG	1	Yes	Yes	62 x 32
Ledbury	4	Ashperton Primary Academy	HR8 2SE	1	No	No	35 x 32
Ledbury	141	The Downs - Malvern College Preparatory School	WR13 6EY	1	Yes	No	74 x 36
Ledbury	143	The Elms School	WR13 6EF	1	No	Yes	75 x 50
Leominster	41	Earl Mortimer College and Sixth Form Centre	HR6 8JJ	1	No	No	74 x 55
Ross-on-Wye	76	Lea C of E Primary School	HR9 7JY	1	No	No	34 x 20

The pitch at Lady Hawkins Community Leisure Centre is actively used by Kington Ladies HC for training midweek (Tuesdays 18:30 to 20:00), in comparison, there is no further community hockey club demand which takes places on small size hockey suitable AGPs in Herefordshire.

# HEREFORDSHIRE COUNCIL PLAYING PITCH & OUTDOOR SPORTS STRATEGY

Figure 6.1: Location of full size hockey suitable AGPs within Herefordshire

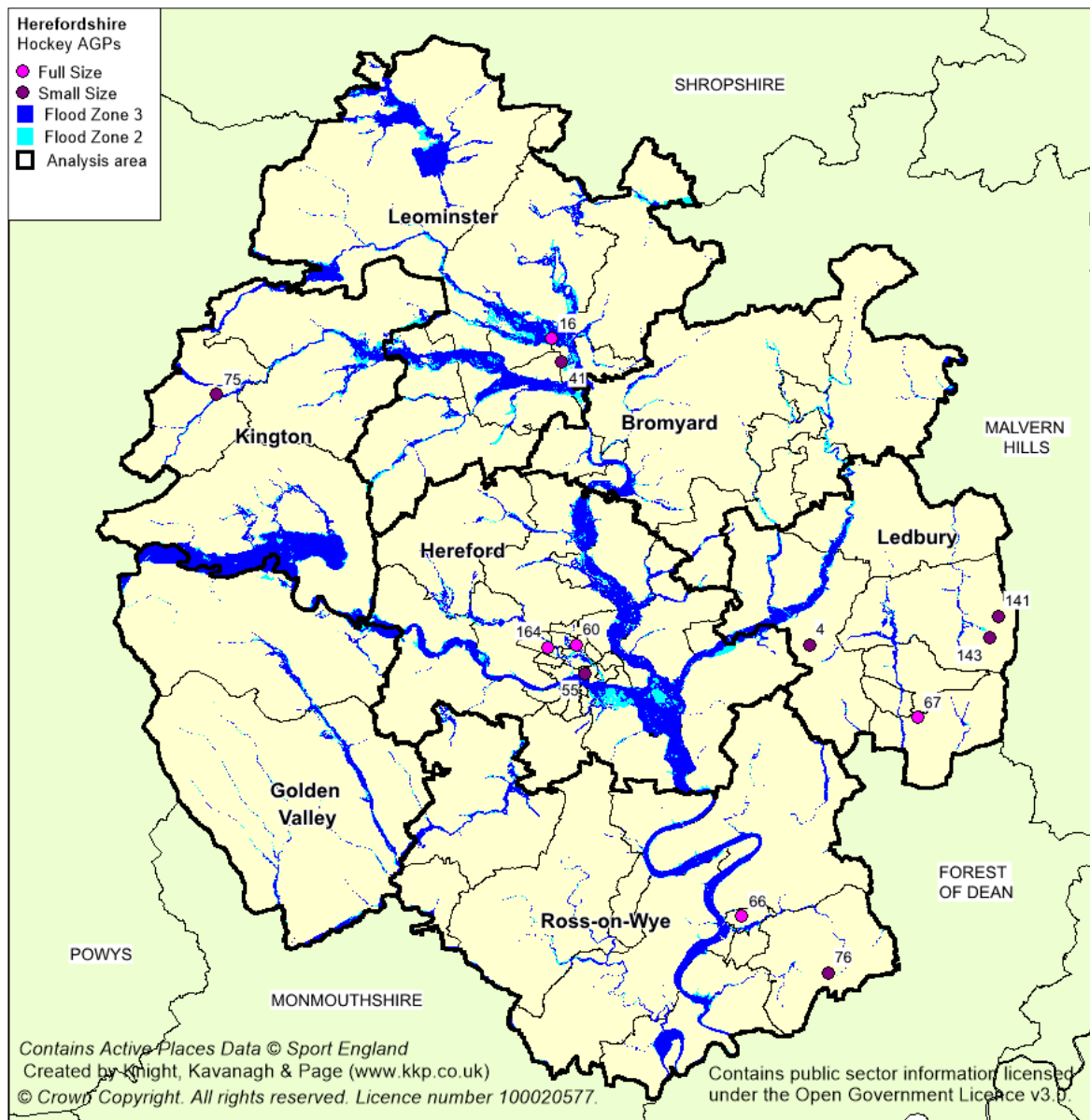


Table 6.4: Key to map

Analysis area	Site ID	Site name	Postcode	Size (Full/small)	Community use (Yes/No)
Hereford	55	Hereford Cathedral School	HR1 2NG	Small	No
Hereford	60	Hereford Leisure Centre	HR4 9UD	Full	Yes
Hereford	164	Whitecross High School Hereford	HR4 0RN	Full	Yes
Kington	75	Lady Hawkins Community Leisure Centre	HR5 3AG	Small	Yes
Ledbury	4	Ashperton Primary Academy	HR8 2SE	Small	No
Ledbury	67	John Masefield High School (JMsport)	HR8 2HF	Full	Yes
Ledbury	141	The Downs - Malvern College Preparatory School	WR13 6EY	Small	Yes

## HEREFORDSHIRE COUNCIL PLAYING PITCH & OUTDOOR SPORTS STRATEGY

Analysis area	Site ID	Site name	Postcode	Size (Full/small)	Community use (Yes/No)
Leominster	16	Bridge Street Sports Centre	HR6 8EA	Full	Yes
Leominster	41	Earl Mortimer College and Sixth Form Centre	HR6 8JJ	Small	No
Ross-on-Wye	66	John Kyrle Academy	HR9 7ET	Full	Yes
Ross-on-Wye	76	Lea C of E Primary School	HR9 7JY	Small	No

### ***Management and security of tenure***

The full size hockey suitable AGPs at Bridge Street Sports Centre and Hereford Leisure Centre are operated via the Council's leisure provider, Halo Leisure. Comparatively, the pitches at John Kyrle Academy and John Masefield High School are managed internally by the respective schools. It should be noted that the latter site was previously operated by Halo Leisure and known as Ledbury Leisure Centre.

Although being located at an educational site, the pitch at Whitecross High School Hereford, is not managed internally by the School. It is instead managed by an external lettings company Kajima Community/Bookings Guru which is primarily based online.

None of the clubs in Herefordshire are considered to have security of tenure as they each rent the use of their sites.



## HEREFORDSHIRE COUNCIL PLAYING PITCH & OUTDOOR SPORTS STRATEGY

### Availability

The table below summarises usage levels of the full size AGP provision in Herefordshire based on booking sheets supplied by the operators. This is compared against availability at peak time, using Sport England's Facilities Planning Model (FPM). This applies an overall peak period for AGPs of 34 hours per week (Monday to Thursday 17:00-21:00; Friday 17:00-19:00; Saturday and Sunday 09:00-17:00). This totals 18 hours midweek and 16 hours on a weekend.

Table 6.5: Availability and usage across full size AGPs across Herefordshire

Analysis area	Site ID	Site name	Hockey club users	Availability	Midweek availability of pitch based on FPM (hours)	Weekend availability of pitch based on FPM (hours)	Total hockey usage (%)	Total football / other usage (%)	Total spare (%)
Leominster	16	Bridge Street Sports Centre	Leominster Ladies HC Leominster HC / Kingsland HC Tenbury Ladies HC (Imported)	Mon to Fri – 09:00 to 21:00 Sat / Sun – 09:00 – 17:00	18/18	16/16	29%	32%	39% <sup>45</sup>
Hereford	60	Hereford Leisure Centre	Hereford HC	Mon to Fri – 09:00 to 21:00 Sat / Sun – 09:00 – 15:00	18/18	12/12	37%	20%	43% <sup>46</sup>
Ross-on-Wye	66	John Kyrle Academy	Ross-on-Wye HC	Mon to Fri – 18:00 to 22:00 Sat – 12:00 – 16:00	14/18	4/16	22%	67%	11%
Ledbury	67	John Masefield High School (JMSPORT)	Curricular / Extracurricular hockey demand (Outside of FPM hours)	Mon to Fri – 18:00 to 21:30	14/18	0/16	-	71%	29%

<sup>45</sup> Majority of spare capacity is on a Sunday

<sup>46</sup> Majority of spare capacity is on a Sunday

## HEREFORDSHIRE COUNCIL PLAYING PITCH & OUTDOOR SPORTS STRATEGY

Analysis area	Site ID	Site name	Hockey club users	Availability	Midweek availability of pitch based on FPM (hours)	Weekend availability of pitch based on FPM (hours)	Total hockey usage (%)	Total football / other usage (%)	Total spare (%)
Hereford	164	Whitecross High School Hereford	Curricular / Extracurricular hockey demand (Outside of FPM hours)	Mon to Fri – 18:30 to 22:00 Sat / Sun – 08:00 – 20:00	10.5/18	16/16	-	68%	32%

## HEREFORDSHIRE COUNCIL PLAYING PITCH AND OUTDOOR SPORTS STRATEGY

It should be noted that the usage referenced in the table above relates to the community use period and excludes school usage outside of the periods of community availability.

As seen, there are three key hockey sites in Herefordshire, based on levels of demand, which are Bridge Street Sports Centre, Hereford Leisure Centre and John Kyrle Academy. Each of these sites also accommodates levels of football/other usage. In particular, the football/other usage at Bridge Street Sports Centre and John Kyrle Academy overshadows the hockey demand on the site. The clubs at these sites report of issues in obtaining suitable slots for hockey usage, particularly for training demand, ahead of football users.

Hereford HC reports that Hereford Leisure Centre has started to close earlier at the weekend, particularly on a Saturday to reduce operating costs. This has a direct impact on the potential fixtures that could be accommodated on the pitch with the Club suggesting it regularly can only have two matches on the site. Specific scenarios surrounding this issue will be examined as part of the proceeding Strategy & Action Plan.

There is use of the full size hockey suitable AGP at Whitecross High School by Hereford Cathedral School on a Saturday which may include hockey demand, however, exact usage details could not be obtained during consultation. Therefore, this demand has been categorised as football/other usage.

### Quality

Taking the above into account, the quality of hockey suitable artificial grass pitches across Herefordshire have been assessed via a combination of site visits (using non-technical assessments as determined by EH<sup>47</sup>) and user consultation to reach and apply an agreed rating as follows:

- ◀ Good
- ◀ Standard
- ◀ Poor

The percentage parameters used for the non-technical assessments were as follows; Good (>80%), Standard (60-79%), Poor (<60%). The quality ratings assigned to the sites also consider the user quality ratings gathered from consultation.

In addition, depending on use, it is considered that the carpet of an artificial grass pitch usually lasts for approximately ten years and it is the age of the surface, combined with maintenance levels, which most commonly affects quality.

The following table indicates when each full size hockey suitable AGP was installed or last resurfaced, together with the quality ratings assigned.

*Table 6.6: Summary of full size hockey suitable AGP quality*

Analysis area	Site ID	Site name	Number of pitches	Community use?	Year built (refurbished)	Quality
Hereford	60	Hereford Leisure Centre	1	Yes	1991 (2008)	Poor
Hereford	164	Whitecross High School Hereford	1	Yes	2006	Poor

<sup>47</sup> See Appendix 3 for the non-technical assessment for artificial grass pitches

## HEREFORDSHIRE COUNCIL PLAYING PITCH AND OUTDOOR SPORTS STRATEGY

Analysis area	Site ID	Site name	Number of pitches	Community use?	Year built (refurbished)	Quality
Ledbury	67	John Masefield High School (JMSPORT)	1	Yes	2003	Poor
Leominster	16	Bridge Street Sports Centre	1	Yes	1997 (2018)	Good
Ross-on-Wye	66	John Kyrle Academy	1	Yes	2008	Poor

There are five full size AGPs within Herefordshire, of which, four are poor quality and one is good quality. The pitch at Bridge Street Sports Centre is good quality having been refurbished in 2018. This corresponds with club consultation from Leominster Ladies HC and Leominster HC which both report the surface to be generally in excellent condition with minor issues surrounding the stitching.

All remaining pitches are well beyond their recommended ten year life span and require refurbishment. Hereford HC reports the pitch at Hereford Leisure Centre is not maintained to a sufficient enough level by Halo Leisure with the playing surface and surrounding infrastructure such as goals/netting being inadequate.

Similarly, Ross-on-Wye HC indicates the pitch at John Kyrle Academy is poor quality highlighting issues with the stitching of the surface and floodlighting not being of suitable quality particularly for evening training. Consultation with the School indicates it is looking at options to replace the carpet as it is past its lifespan. It School reports aspirations to carry out a like for like hockey suitable surface refurbishment next year (2023) if appropriate levels of funding can be found. Further to this John Masefield High School also reports that if finances can be obtained it would also refurbish its pitch as a hockey suitable surface.

Herefordshire Hockey Association also states that there has previously been community hockey demand on the pitch at John Masefield High School, however, this stopped and relocated to other pitches due to the degrading of the surface quality making it unsafe to use for hockey.

It should be noted that Kington Ladies HC reports that the pitch at Lady Hawkins Community Leisure Centre is poor quality and often left covered in litter after school usage. The School supports hockey usage and enters into wider school competitions and as a result has expressed a desire to retain the surface as hockey suitable.

### ***Ancillary provision***

The quality of ancillary facilities across Herefordshire has been assessed via a combination of site visits and user consultation to reach and apply an agreed rating as follows:

- ◀ Good
- ◀ Standard
- ◀ Poor

Ancillary facility ratings are primarily influenced by the type of amenities which are available on a site accompanied by their quality, such as a clubhouse, changing rooms, showering provision, car parking, dedicated official and spectator facilities and boundary fencing. The table below identifies the findings for hockey sites that are actively utilised for hockey across Herefordshire.

# HEREFORDSHIRE COUNCIL

## PLAYING PITCH AND OUTDOOR SPORTS STRATEGY

Table 6.7: Summary of ancillary provision quality accompanying full size hockey suitable AGPs

Analysis area	Site ID	Site name	Number of pitches	Ancillary facilities quality
Hereford	60	Hereford Leisure Centre	1	Standard
Hereford	164	Whitecross High School Hereford	1	Standard
Ledbury	67	John Masefield High School (JMSPORT)	1	Poor
Leominster	16	Bridge Street Sports Centre	1	Poor
Ross-on-Wye	66	John Kyrle Academy	1	Poor

Most (three sites or 60%) of the ancillary facilities accompanying full size hockey suitable AGPs in Herefordshire are poor quality. The remaining provision is standard quality. This corresponds with consultation with clubs and the Herefordshire Hockey Association which suggest that facilities at Bridge Street Sports Centre and John Kyrle Academy are particularly basic and in need of modernisation.

Leominster HC reports that changing rooms at Bridge Street Sports Centre are inadequate. In addition, goals and dugouts are in a poor state of repair and in need of replacement. Ross-on-Wye HC similarly states changing rooms to be inadequate at John Kyrle Academy, being extremely basic and not conducive for the growth of women and junior demand.

Kington Ladies HC reports that it cannot access the changing facilities at Lady Hawkins Community Leisure Centre when it is using the pitch.

### 6.3: Demand

The six clubs classed as being from Herefordshire accommodate 13 teams: six men's teams, five women's teams, one dedicated junior team and one mixed team.

It should be noted that even though Leominster HC/Kingsland HC and Ross-on-Wye HC do not have any dedicated junior/mini teams, however, they have 54 junior/mini members each which either train or play in friendly or cup competitions on Sunday mornings.

The table below examines each club's participation figures for the 2019/20 season for all Category One and Category Two players. These are the participants that must access hockey suitable AGPs for their demand. These figures have been used in order to give the most accurate representation of levels of demand in Herefordshire given that 2020/21 and 2021/22 affiliation data has been affected by the Covid 19 Pandemic.

It should be noted that the overleaf figures, where possible, have been measured against the most recent affiliation data (2021/22) to ensure strategic longevity for the PPOSS. Team numbers have remained consistent across the clubs. As mentioned, Ross-on-Wye Ladies HC, which accommodated one team has folded since 2019, however, this has been replaced by Monross Ladies HC which also has one team. There is no accurate information for any of the clubs regarding an accurate breakdown of participation by age/gender. This data should be reviewed again at the earliest part of the PPOSS Stage E process to ensure it remains accurate.

## HEREFORDSHIRE COUNCIL PLAYING PITCH AND OUTDOOR SPORTS STRATEGY

Table 6.8: England Hockey affiliation figures 2019/20 (Category One and Two)

Name of club	Senior men (17-55)	Senior women (17-55)	Junior boys (14-16)	Junior girls (14-16)	Junior boys (11-13)	Junior girls (11-13)	Mini mixed (5-10)	Total
Leominster Ladies HC	-	21	-	2	-	-	-	23
Leominster HC / Kingsland HC	29	-	11	-	20	6	17	83
Kington Ladies HC	25	-	2	10	2	4	-	43
Hereford HC	30	29	3	10	17	18	40	147
Ross-on-Wye HC	29	-	11	6	20	-	17	83
MonRoss Ladies HC	-	20	-	-	-	5	-	25
<b>Total</b>	<b>113</b>	<b>70</b>	<b>27</b>	<b>28</b>	<b>59</b>	<b>33</b>	<b>74</b>	<b>404</b>

Table 6.9: England Hockey team affiliation figures 2019/20 (Category One and Two)

Name of club	Senior men's teams	Senior women's teams	Junior	Mixed	Total
Leominster Ladies HC	-	1	-	-	1
Leominster HC / Kingsland HC	2	-	-	-	2
Kington Ladies HC	-	1	1	-	2
Hereford HC	2	2	-	1	5
Ross-on-Wye HC	2	-	-	-	2
MonRoss Ladies HC	-	1	-	-	1
<b>Total</b>	<b>6</b>	<b>5</b>	<b>1</b>	<b>1</b>	<b>13</b>

As mentioned, Kington Ladies HC and MonRoss Ladies HC have been included in the demand table above as most of their participation is derived from within the Authority despite playing their competitive fixtures outside of Herefordshire. More details surrounding these clubs will be provided in the 'Exported demand' section below.

### **Future demand**

Growing participation is the number one aim within EH's strategic plan and key drivers include working with clubs, universities and schools, regional and local leagues, developing opportunities for over 40s and delivering a quality programme of competition. Growth in participation will not only come from the traditional 11 a side game but from the informal, recreational ways to play hockey such as small sided hockey, which can be played at any time during the week or at weekends.

Though there remains a desire from EH to increase participation within the club/league based game, not all future demand may be realised entirely as new formalised teams playing at peak time. Some clubs may decide to offer pay and play opportunities to participants or offer small sided formats such in a bid to increase participation and club memberships by providing a different hockey offer.

## HEREFORDSHIRE COUNCIL PLAYING PITCH AND OUTDOOR SPORTS STRATEGY

---

Increased demand from new participants will lead to a requirement for increased capacity on available artificial grass pitches at peak time, but also midweek and on Sundays to deliver other formats of hockey activity. At present, it is not necessarily clear as to what format this may take or when it is likely to take place, however, it is clear that there will be a requirement for access to increased capacity on artificial grass pitches across the area. This should be considered when assessing demand for artificial grass pitches in the future, as not only will they be needed for peak match play times and midweek training to accommodate increased participation within the formalised hockey environment, but also throughout the week and at non-peak times to offer wider opportunities for play.

Unlike other pitch sports, England Hockey do not use team generation rates to determine future demand. England Hockey likes to understand growth by participation, rather than dedicated teams. As such, team generation rates have not been used to calculate future growth in Herefordshire.

From a club perspective, consultation indicates that there are aspirations to increase demand, however, this is currently not feasible due to issues surrounding pitch/ancillary quality and lack of capacity. This will be explored in greater detail below under 'Latent demand'.

### *Hockey Heroes*

Hockey Heroes is a six-week hockey programme aimed at beginners (children aged five to eight) that not only focuses on helping children develop some physical hockey skills such as dribbling, passing and goal scoring, but also places as much emphasis on character development including teamwork, communication, perseverance and respect.

There are currently no Hockey Heroes courses operating in Herefordshire with the nearest being located at Stourport HC (Wyre Forest District Council).

### *Back to Hockey*

Back to Hockey sessions are fun, social and informal and are aimed at people who either have not played for a number of years or that are looking to play for the first time. They are generally hosted by clubs, with EH providing guidance on how to deliver the programme. Benefits of clubs being involved include:

- ◀ More members
- ◀ More casual players
- ◀ Additional income
- ◀ Extra publicity
- ◀ New volunteers

Similar to Hockey Heroes, there are no current Back to Hockey sessions available in Herefordshire.

### ***Latent demand***

Latent demand is demand that evidence suggests may be generated from the current population should they have access to more or better provision.

## HEREFORDSHIRE COUNCIL PLAYING PITCH AND OUTDOOR SPORTS STRATEGY

---

Leominster HC and Leominster Ladies HC each indicate aspirations to increase the level of participation although are unable to due to a lack of capacity at Bridge Street Sports Centre. Each club, in addition to Herefordshire Hockey Association, indicate that in order to further increase demand access to another pitch is required. It is suggested that if the pitch at John Masefield High School is refurbished, the site could access as a satellite venue for additional demand from a number of clubs in Herefordshire.

Ross-on-Wye HC also reports latent demand that is not being actualised due to the poor pitch and ancillary provision at John Kyrle Academy.

### ***Imported demand***

Imported demand refers to any demand from neighbouring local authorities that accesses facilities within Herefordshire due to a lack of available facilities in other local authorities where such team or club is based.

There is imported demand from Malvern Hills by Tenbury Ladies HC into Herefordshire. The Club has two teams which train and play at Bridge Street Sports Centre, Leominster. Due to the site's proximity to Malvern Hills (approximately 20 minutes / 10 miles) the Club does not indicate this to be problematic. As a result, this demand is likely to remain imported into the Authority for the foreseeable future.

### ***Exported demand***

Exported demand refers to teams that are currently accessing provision for home fixtures outside of Herefordshire, despite being from within the Authority.

There are two clubs which currently export demand outside of the Authority, namely MonRoss Ladies HC and Kington Ladies HC. As mentioned in the introduction, there is also some level of exported demand from Colwall and Malvern HC, however, this is classed as a Malvern Hills based club with more information surrounding it in the Malvern Hills District Council Playing Pitch & Outdoor Sports Strategy.

MonRoss HC currently accommodates one women's team at Monmouth Leisure Centre (Monmouthshire County Council - Wales). The Club was established after Ross-on-Wye Ladies HC folded during the pandemic due to low membership. Once it folded, members that wanted to continue playing hockey gathered demand from Monmouthshire to form a new club. The new Club (MonRoss HC) now plays at Monmouth Leisure Centre in comparison to John Kyrle Academy where Ross-on-Wye Ladies HC used to play. The Club does not report any issues with its arrangement using Monmouth Leisure Centre and is therefore likely to remain exported for the foreseeable future.

Comparably, Kington Ladies HC also plays its home fixtures within Wales at Llandrindod Wells Sports Centre (Powys County Council). As mentioned for the purposes of this report, the Club is considered to be Herefordshire based, despite drawing demand from both Herefordshire and Powys (Wales).

The Club's competitive demand is based in Wales; however, it trains on the small sided hockey suitable AGP at Lady Hawkins Community Leisure Centre. Based on where the club plays its competitive fixtures and where its demand is located it is expected to remain as exported demand.



# HEREFORDSHIRE COUNCIL

## PLAYING PITCH AND OUTDOOR SPORTS STRATEGY

---

### *Peak time demand*

For matches, most of the senior hockey activity in Herefordshire takes place on a Saturday, whereas most junior activity occurs on a Sunday. For training, peak time is midweek evenings, although preference is generally given for Tuesdays, Wednesdays and Thursdays.

### **6.4: Supply and demand analysis**

#### *Match play*

The PPOSS Guidance suggests that a floodlit pitch is able to accommodate four match equivalent sessions on a Saturday. With teams playing on a home and away format, this equates to one AGP being able to cater for eight 'home' teams. One team requires 0.5 match equivalent sessions per week on its 'home' AGP.

In total, there are 12 senior teams from clubs based within Herefordshire. This includes the imported demand from Tenbury Ladies HC and excludes the demand from Kington Ladies HC and MonRoss Ladies HC, which is likely to remain imported and exported, respectively. Based on the above there is a sufficient number of hockey suitable pitches to meet demand.

Please note this analysis does not take into consideration a number of issues specific to Herefordshire such as accessibility, quality and topography.

#### *Training*

There is no similar methodology to calculate the exact requirements for training demand it is believed that there is sufficient number of pitches to accommodate demand for all the clubs.

#### *Conclusion*

Although there is a suitable number of pitches in Herefordshire, using the above methodology, to accommodate both training and match play demand there are specific issues surrounding quality and accessibility that need to be considered.

Herefordshire is spread across a large geographical area meaning that clubs in specific locations, such as Leominster, will not travel to a pitch in Ross-on-Wye simply if it has capacity or if it is better quality. This is due to the distance required to be travelled to access the pitch and the accompanying cost implications.

Furthermore, most pitches in Herefordshire are poor quality and in need of resurfacing meaning it is not recommended any further play takes place until they are refurbished. This issue is compounded when pitch quality is analysed in conjunction with location. With only one pitch (Bridge Street Sports Centre) being of suitable quality to accommodate demand.

Finally, there is a need to factor in hockey engagement within schools (curricular and extracurricular activity) and informal sport offering in addition to formalised hockey club demand. This means that even though a hockey suitable AGP is not used by external hockey clubs it will still be required as a hockey suitable surface to assist in growing informal and novice demand within the sport.

Based on this information (level and location of demand) there is a need to sustain, protect and improve all current full size hockey suitable AGPs in Herefordshire in order to cater for various types of hockey demand across the geographical area of the Authority.

### Hockey summary

- ◀ **Based on this information (level and location of demand) there is a need to sustain, protect and improve all current full size hockey suitable AGPs in Herefordshire in order to cater for various types of hockey demand across the geographical area of the Authority**
- ◀ There are five full size hockey suitable AGPs in Herefordshire, of which, all of which are available for community use and are floodlit and need protecting as a hockey suitable surface.
- ◀ In total there are seven small size hockey suitable AGPs in Herefordshire of which two are available for community use (Lady Hawkins Community Leisure Centre and The Downs – Malvern College).
- ◀ The full size hockey suitable AGPs at Bridge Street Sports Centre and Hereford Leisure Centre are operated via the Council's leisure provider, Halo Leisure. Comparatively, the pitches at John Kyrle Academy and John Masefield High School are managed internally by the respective schools.
- ◀ There are three key hockey sites in Herefordshire, based on levels of demand, which are Bridge Street Sports Centre, Hereford Leisure Centre and John Kyrle Academy.
- ◀ There are five full size AGPs within Herefordshire, of which, four are poor quality and one is good quality.
- ◀ The majority (three sites or 60%) of ancillary facilities accompanying full size hockey suitable AGPs in Herefordshire are poor quality.
- ◀ The six clubs classed as being from Herefordshire accommodate 12 senior teams: six men's teams, five women's teams and one mixed team.
- ◀ Furthermore, there are levels of junior demand totalling 221 members. (Leominster Ladies HC - 2, Leominster HC / Kingsland HC - 54, Kington Ladies HC - 18, Ross-on-Wye HC – 54 and MonRoss Ladies HC – 5).
- ◀ Leominster HC, Leominster Ladies HC and Ross-on-Wye HC all report latent demand.
- ◀ There is imported demand from Malvern Hills by Tenbury Ladies HC into Herefordshire. The Club has two teams which train and play at Bridge Street Sports Centre, Leominster.
- ◀ There are two clubs which currently export demand outside of the Authority, namely MonRoss Ladies HC and Kington Ladies HC.

# HEREFORDSHIRE COUNCIL PLAYING PITCH AND OUTDOOR SPORTS STRATEGY

## PART 7: TENNIS

### 7.1 Introduction

The Lawn Tennis Association (LTA) is the organisation responsible for the governance of tennis and administers the sport locally across Herefordshire. It has recently restructured its strategic approach to target several national focus areas, with a priority on developing the sport at park sites.

#### **Consultation**

Consultation was undertaken with the LTA, whilst affiliated clubs were consulted with via video meetings or by online survey/telephone discussions. Out of the 13 clubs in Herefordshire a total of 10 responded to consultation requests, resulting in a 77% response rate.

*Table 7.1: Summary of consultation response*

Club name	Response received
Bodenham & District TC	Yes
Brimfield & Little Hereford TC	Yes
Eardisley TC	No
Goodrich TC	Yes
Hereford Tennis Centre	Yes
Ledbury LTC	Yes
Leominster TC	Yes
Madley TC	Yes
Mathon Cradley & Storridge TC	No
Preston-on-Wye TC	No
Ross-on-Wye Tennis Centre	Yes
Wellington TC	Yes
Woolhope TC	Yes

It should be noted that consultation was also carried out with Kington TC. The Club currently does not have any active members and aspires to re-establish demand at Lady Hawkins Community Leisure Centre. As a result, it will only be factored into the relevant sections below such as latent demand.

### 7.2 Supply

There is a total of 124 tennis courts identified in Herefordshire across 35 sites. Of these courts, 85 are identified as being available for community use, whilst 39 are identified as being unavailable.

It should be noted that the two courts at Queen Elizabeth School (Bromyard Analysis Area) are subject to proposal for a conversion to a small sided 3G pitch.

*Table 7.2: Summary of tennis courts by analysis area*

Analysis area	Not available for community use	Available for community use	Total
Bromyard	2	2	4
Golden Valley	-	2	2
Hereford	29	30	59
Kington	-	7	7

# HEREFORDSHIRE COUNCIL PLAYING PITCH AND OUTDOOR SPORTS STRATEGY

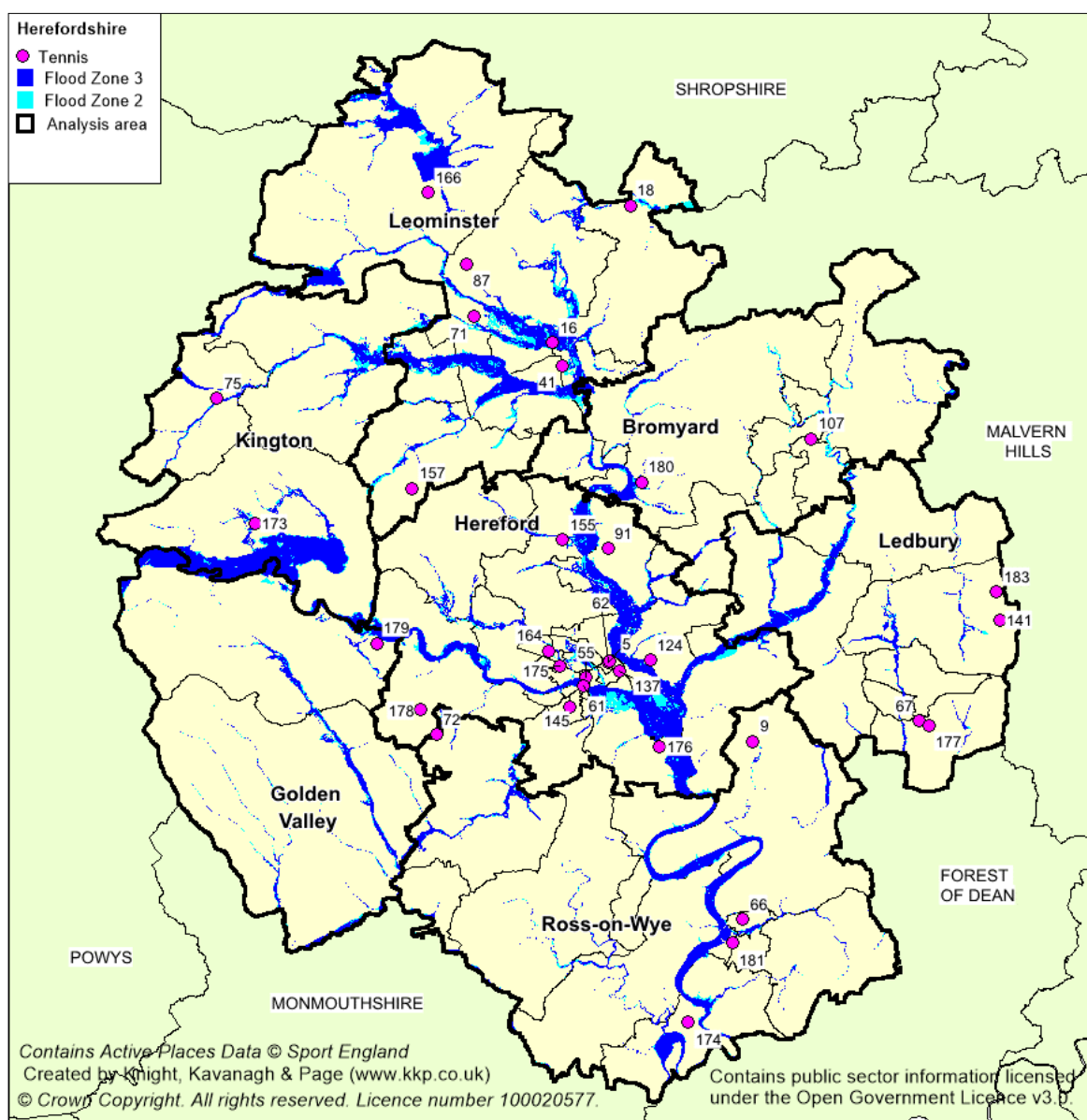
Analysis area	Not available for community use	Available for community use	Total
Ledbury	4	11	15
Leominster	4	18	22
Ross-on-Wye	-	15	15
<b>Herefordshire</b>	<b>39</b>	<b>85</b>	<b>124</b>

Most tennis community available provision is located in the Hereford Analysis Area which correlates with it having the highest population density. In comparison the Bromyard and Golden Valley Analysis Area has the least amount of community available provision with only two tennis courts.

### Indoor provision

There is one indoor tennis facility in Herefordshire located at Bridge Street Sports Centre. The site has two indoor courts. Further information relating to indoor tennis is detailed within the Herefordshire Indoor Built Facilities Strategy.

Figure 7.1: Location of tennis courts in Herefordshire



## HEREFORDSHIRE COUNCIL PLAYING PITCH AND OUTDOOR SPORTS STRATEGY

Table 7.3: Breakdown of outdoor tennis courts in Herefordshire

Analysis area	Site ID	Site name	Postcode	Management	User/s	Com use?	No. of courts	Sports lighting	Court type	Court quality
Bromyard	107	Queen Elizabeth High School	HR7 4QS	Education	-	No	2	No	Macadam	Poor
Bromyard	180	Bodenham & District Tennis Club	HR1 3LB	Sport Club	Bodenham & District TC	Yes	2	Yes	Macadam	Standard
Golden Valley	179	Preston-On-Wye Tennis Courts	HR2 9JU	Sport Club	Preston-on-Wye TC	Yes	2	No	Macadam	Poor
Hereford	5	Aylestone School	HR1 1HY	Education	-	No	5	No	Macadam	Standard
Hereford	55	Hereford Cathedral School	HR1 2NG	Education	-	No	2	No	Macadam	Standard
Hereford	61	Hereford Leisure Pool	HR2 7RQ	Trust	-	Yes	6	No	Grass	Standard
Hereford	62	Hereford Sixth Form College	HR1 1LU	Education	-	Yes	3	Yes	Macadam	Good
Hereford	72	Kingstone Academy	HR2 9HJ	Education	-	No	3	No	Macadam	Poor
Hereford	91	Marden Primary Academy	HR1 3EW	Education	-	Yes	1	No	Macadam	Good
							1			Standard
Hereford	124	St Mary's RC High School	HR1 4DR	Education	-	No	6	No	Macadam	Poor
Hereford	137	The Bishop Of Hereford's Bluecoat School	HR1 1UU	Education	-	No	7	No	Macadam	Poor
Hereford	145	The Hereford Academy	HR2 7NG	Education	-	Yes	4	No	Macadam	Good
Hereford	155	Wellington Playing Field	HR4 8AZ	Sport Club	Wellington TC	Yes	3	Yes	Artificial	Good
Hereford	164	Whitecross High School Hereford	HR4 0RN	Education	-	No	4	No	Macadam	Poor
Hereford	175	Hereford Squash Tennis And Racquetball Centre	HR4 0LX	Sport Club	Hereford Tennis Centre	Yes	4	Yes	Macadam	Good
							3	No		Poor
Hereford	176	Holme Lacy House Hotel Leisure Club	HR2 6LP	Private/ Commercial	-	No	2	No	Macadam	Standard
Hereford	178	Madley Tennis Club	HR2 9LX	Sport Club	Madley TC	Yes	2	Yes	Macadam	Good
							2	No		

## HEREFORDSHIRE COUNCIL PLAYING PITCH AND OUTDOOR SPORTS STRATEGY

Analysis area	Site ID	Site name	Postcode	Management	User/s	Com use?	No. of courts	Sports lighting	Court type	Court quality
Hereford	205	Canon Pyon Parish Hall	HR4 8PE	Parish Council	-	Yes	1	No	Macadam	Standard
Kington	75	Lady Hawkins Community Leisure Centre	HR5 3AG	Parish Council	-	Yes	4	Yes	Artificial	Good
Kington	173	Eardisley Tennis Club	HR3 6NS	Sport Club	Eardisley TC	Yes	3	Yes	Macadam	Good
Ledbury	67	John Masefield High School (JMSPORT)	HR8 2HF	Education	-	Yes	5	No	Macadam	Poor
Ledbury	141	The Downs - Malvern College Preparatory School	WR13 6EY	Education	-	No	4	No	Artificial	Standard
Ledbury	177	Ledbury Lawn Tennis Club	HR8 2JE	Sport Club	Ledbury LTC	Yes	3	Yes	Artificial	Good
Ledbury	183	Mathon Cradley & Storrige Tennis Club	WR13 5PG	Sport Club	Mathon Cradley & Storrige TC	Yes	2 1	Yes No	Macadam	Good
Leominster	16	Bridge Street Sports Centre	HR6 8EA	Trust	Leominster TC	Yes	4	Yes	Macadam	Standard
Leominster	18	Brimfield And Little Hereford Sports Club	SY8 4BG	Sport Club	Brimfield & Little Hereford TC	Yes	3	Yes	Macadam	Poor
Leominster	41	Earl Mortimer College and Sixth Form Centre	HR6 8JJ	Education	-	Yes	2	No	Macadam	Standard
Leominster	71	Kingsland Coronation Hall	HR6 9SQ	Community Organisation	-	Yes	2	No	Macadam	Standard
Leominster	87	Lucton School	HR6 9PN	Education	-	Yes	2	No	Macadam	Standard
Leominster	157	Weobley High School	HR4 8ST	Education	-	No	4	No	Macadam	Poor
Leominster	166	Wigmore Leisure Centre	HR6 9UW	Education	-	Yes	5	No	Macadam	Poor
Ross-on-Wye	9	Berryfield Woolhope Playing Fields	HR1 4QZ	Parish Council	Woolhope TC	Yes	2	Yes	Macadam	Good
Ross-on-Wye	66	John Kyrle Academy	HR9 7ET	Education	-	Yes	6	Yes	Macadam	Standard

## HEREFORDSHIRE COUNCIL PLAYING PITCH AND OUTDOOR SPORTS STRATEGY

Analysis area	Site ID	Site name	Postcode	Management	User/s	Com use?	No. of courts	Sports lighting	Court type	Court quality
Ross-on-Wye	174	Goodrich Tennis Club	HR9 6JA	Sport Club	Goodrich TC	Yes	2	Yes	Artificial	Good
							1	No	Macadam	
Ross-on-Wye	181	Ross-on-Wye Tennis Centre	HR9 5AR	Sport Club	Ross-on-Wye Tennis Centre	Yes	4	Yes	Macadam	Good

# HEREFORDSHIRE COUNCIL

## PLAYING PITCH & OUTDOOR SPORT STRATEGY

---

### ***Disused sites***

It should be noted that any additional disused sites that are not captured within the audit are still required to meet Sport England National Planning Policy Framework if subject to loss and are not necessarily surplus to requirements. More details surrounding the below listed sites, including their location, can be found in Part 1: Introduction and Methodology (Table 1.1).

Gaines Manor (Bromyard Analysis Area) has two disused grass and one disused macadam tennis courts. The provision is no longer maintained since as the site is now used as a Christian Activity Centre.

### ***Disused provision***

There are also a number of active sites that have disused tennis provision on them.

The Clive Richards Sports Ground (Bromyard Analysis Area) has three disused macadam courts that have not been used for over a decade.

Hereford Leisure Pool has a macadam area which can accommodate up to four courts, however, no provision was marked out upon non-technical assessments.

There is a macadam area at Queen Elizabeth High School which previously accommodated tennis courts *circa* 1999 which has not formally been used for over two decades as accessible provision.

### ***Future investment***

In October 2021, the Government and the LTA announced a package of £30 million for investment and improvements for public tennis courts. The Government are to put in £22 million whilst the LTA invest £8.4 million into the package. The investment is to be made into public tennis courts which are currently accessed as poor quality or unplayable, to bring the courts back to a quality that will benefit the local community.

### ***LTA Quick Access Loan Scheme***

The LTA's facility loan scheme provides interest free loans from £25,000 up to £250,000. The funding stream will prioritise investment into low cost indoor structures and floodlights to enable communities to grow participation by accessing all year round facilities. The objectives of the fund are:

- ◀ To provide indoor or courts with sports lighting for year round playing facilities to encourage community accessible play all year
- ◀ Enhance facilities to create better playing environments to encourage play all year (link to 'what we will fund')
- ◀ Retain and increase the number of participants at the venue
- ◀ Offer and increase both non-member pay and play usage and coaching opportunities
- ◀ Grow the numbers of adults and juniors on the coaching programme
- ◀ Provide online booking through ClubSpark with courts available through LTA Rally.



# HEREFORDSHIRE COUNCIL PLAYING PITCH & OUTDOOR SPORT STRATEGY

## *LTA's Park Capital Funding Scheme*

The LTA's ambition is to drive participation across park tennis sites as well as ensuring the future sustainability of these facilities. Subsequently, they have committed capital funds to pay for the refurbishment of public park courts but will also assist and advise on the implementation of sustainable operating models for each facility, to ensure courts are both affordable and utilised.

The Council has been working with the LTA and Hereford Leisure Pool has been identified as a site for LTA Capital Investment.

### **Court type**

Most outdoor tennis courts in Herefordshire have a macadam surface, with 102 of the 124 courts (82% of all courts) of this type. Of the community available courts, most are also macadam surfaces (67 courts, 66%).

*Table 7.4: Summary of tennis court types across Herefordshire*

<b>Court type</b>	<b>Available for community use</b>	<b>Unavailable for community use</b>	<b>Total number of courts</b>
Artificial turf	12	4	<b>16</b>
Grass	6	-	<b>6</b>
Macadam	67	35	<b>102</b>
<b>Total</b>	<b>85</b>	<b>39</b>	<b>124</b>

The only grass tennis courts are located Hereford Leisure Pool whereas there are artificial courts located Wellington Playing Field, Lady Hawkins Community Leisure Centre, The Downs – Malvern College Preparatory Centre, Ledbury Lawn Tennis Club and Goodrich Tennis School.

### **Quality**

The quality of tennis courts across Herefordshire have been assessed via a combination of site visits (using non-technical assessments) and user consultation to reach and apply an agreed rating as follows:

- ◀ Good
- ◀ Standard
- ◀ Poor

The percentage parameters used for the non-technical assessments were as follows: Good (>80%), Standard (70-80%), Poor (<70%).

Maintaining high court quality is an important aspect of tennis and therefore the non-technical assessment assesses several factors which evidence court quality. The criteria for the non-technical assessment consists of; court surface grip underfoot, damage to a court surface, line markings, evidence of moss/lichen, slope of courts, disability access, fencing and courts being of an appropriate size for competitive tennis. For the full assessment criteria, please refer to Appendix Two.

Most courts in Herefordshire are rated as poor quality (44 courts or 35%), 39 are rated as standard quality (31%) and 41 are assessed as good quality (34%). Of the 85 community available courts, 41 are rated as good quality (48%).

## HEREFORDSHIRE COUNCIL PLAYING PITCH & OUTDOOR SPORT STRATEGY

Table 7.5: Quality of community available outdoor tennis courts

Availability for community use	Court quality		
	Good	Standard	Poor
Available	41	26	18
Unavailable	-	13	26
<b>Total</b>	<b>41</b>	<b>39</b>	<b>44</b>

Refer to Table 7.2 for court quality at individual sites.

Hereford Tennis Centre reports the three poor quality courts at Hereford Squash Tennis and Racquetball Centre are not in use due to their quality as they are dangerous to use. It aspires to refurbish this provision as dedicated padel tennis courts to widen the sports it offers to the community. The remaining four courts were refurbished in 2021 with new LED sports lights.

Madley TC indicates it could attract more older members if it refurbished the courts to artificial surface as it is a gentler playing experience, however, the cost of such a development currently is prohibitive. In the short term it has resurfaced and made repairs to its current provision.

Leominster TC indicates the courts at Bridge Street Sports Centre will need refurbishing within approximately five years and are classed as below average. It suggests that the courts would benefit in the interim period from repainting, cleaning and improvement of sports lighting.

The courts at Lady Hawkins Community Leisure Centre were refurbished in 2019 to an artificial surface with support from the Council and relevant S106 monies. Similarly, with S106 monies the Council also assisted in the resurfacing of the three courts at Wellington Playing Field in 2017.

Brimfield and Little Hereford TC aspires to refurbish its courts with a 3G surface. This is based on the Club having limited tennis demand. It is likely that if successful, the tennis section of the overarching sports club would fold.

Woolhope TC plans to refurbish the courts at Berryfield Woolhope Playing Fields in 2025 using monies from its sinking fund.

Ross-on-Wye Tennis Centre has recently had all four courts, associated fencing and clubhouse refurbished resulting in no issues with quality. This was partly funding via an LTA loan of £10,000 which is repayable over five years.

The courts at Goodrich Tennis Club have improved in quality having been deep cleaned two years ago (2021).

Bodenham & District TC indicates that the courts at Bodenham & District Tennis Club will need refurbishing within the next two/three years as they are becoming tired and worn.

### *Flooding*

It should be noted that Hereford Leisure Pool, Eardisley Tennis Club and Bridge Street Sports Centre which are actively used for tennis, are located on flood zones.

## HEREFORDSHIRE COUNCIL PLAYING PITCH & OUTDOOR SPORT STRATEGY

---

The LTA, working with Sport England, has produced a set of information for clubs that have been affected by adverse weather in England<sup>48</sup>. Sport England, when necessary, can also offer various funding options for clubs that have been affected by flooding.

### ***Overmarking of courts***

Tennis courts, particularly within schools, are often overmarked by netball, basketball and/or football courts as shared use spaces. Courts which are overmarked tend to receive higher levels of use which can be detrimental to quality over time, as well as creating capacity issues if there is community demand from more than one sport.

All school sites within Herefordshire are overmarked by courts for other sports, especially that of netball court markings.

### ***Sports lighting***

Courts with sports lighting can facilitate use throughout the year and are identified by the LTA as being a key priority for growing participation nationally. The LTA reports that courts with sports lighting allow for a 35% increase in available court time on an annual basis relative to those with are not lit.

In total, 50 of the 124 tennis courts in Herefordshire are serviced by sports lighting, representing 40% of all court provision. All site currently used for club tennis are serviced by some level of sports lighting.

In comparison there are only two sites, which are not used by community clubs but are still available for wider community use (pay and play), which do have sports lights. These are Hereford Sixth Form College and John Kyrle Academy.

Woolhope TC currently has metal halide lights but has plans to replace these with LED sports lights at the end of summer 2022. It has received a grant from Active Herefordshire and Worcestershire towards the replacement.

Leominster TC reports that the sports lights at Bridge Street Sports Centre would benefit from an upgrade to LED and result in an overall improvement of the sites functionality.

### ***Ancillary provision***

Madley TC reports that it has development plans to make improvements to the clubhouse which in turn will help to support increasing its membership. Likewise, Ross-on-Wye Tennis Centre also aspires to updates its halide lights to LED.

Ross-on-Wye Tennis Centre aspires to develop dedicated car parking to cater for its members it is currently located within a residential area and therefore members park on the surrounding streets, when busy this can cause issues with its neighbours. Whilst also looking at potential clubhouse improvement projects.

Goodrich TC is currently in the process of building a new clubhouse, and as part of this is also looking to install sports lighting across its courts. Funding from Active Herefordshire and Worcestershire has been secured for this development.

---

<sup>48</sup> <https://www.sportengland.org/how-we-can-help/facilities-and-planning/sustainability>

## HEREFORDSHIRE COUNCIL PLAYING PITCH & OUTDOOR SPORT STRATEGY

Hereford Tennis Centre has plans to make improvements to its clubhouse. The improvements will look to offer added community functions to the clubhouse allowing it to be used for a range of activities support groups from across the area.

### **Management**

Most courts (66 courts, 53% of all courts) are within education ownership followed by 37 courts (30% of all courts) managed by the resident tennis club.

*Table 7.6: Outdoor tennis courts by management type*

Availability for community use	Number of courts					
	Sports club	Private / Commercial	Parish/Town council	Education	Community organisation/Trust	Total
Available	37	-	7	29	12	85
Unavailable	-	2	-	37	-	39
<b>Total</b>	<b>37</b>	<b>2</b>	<b>7</b>	<b>66</b>	<b>12</b>	<b>124</b>

Provision that is not available for community use is generally located at educational sites (95% or 37 courts) with the remaining two courts located at the private site of Holme Lacy House Hotel Leisure Club. These courts are only available to people using the hotel and are not available for wider public use.

Ross-on-Wye Tennis Centre reports it is struggling to find relevant funds to keep improving the facility and subsequently offer more to the wider community such as walking tennis and pickleball. It currently is heavily dependent on volunteers, however, believes if monies could be found, via grant/donation, for a part time manager it could extend its offer.

### **Security of tenure**

A site is considered to offer unsecure tenure if the tennis provision is not guaranteed to be retained or access for the club is not confirmed over the next three years. None of the 13 affiliated clubs playing in the Authority are considered to have unsecure tenure at their respective sites.

Madley TC currently has a lease agreement with the Duchy of Cornwall which is the landowner of its site (Madley Tennis Club). Whilst Woolhope TC has a lease agreement with the Parish Council at Berryfield Woolhope Playing Fields.

Ross-on-Wye Tennis Centre has a peppercorn rent for the use of its site (of the same name) from Ross-on-Wye Town Council.

Ledbury LTC has a long term lease from a private landowner for the use of Ledbury Lawn Tennis Club, however, it does not specifically indicate the terms of this agreement.

# HEREFORDSHIRE COUNCIL PLAYING PITCH & OUTDOOR SPORT STRATEGY

## 7.3 Demand

### *Club tennis*

There are 13 LTA affiliated tennis clubs in Herefordshire with membership totalling, where known through consultation, 1,046 members.

*Table 7.7: Summary of tennis club membership (where known)*

Analysis area	Site ID	Site name	Name of club	Number of members		
				Seniors	Juniors	Total
Bromyard	180	Bodenham & District Tennis Club	Bodenham & District TC	50	10	<b>60</b>
Golden Valley	179	Preston-On-Wye Tennis Courts	Preston-on-Wye TC	-	-	-
Hereford	155	Wellington Playing Field	Wellington TC	27	3	<b>30</b>
Hereford	175	Hereford Squash Tennis And Racquetball Centre	Hereford Tennis Centre	127	124	<b>251</b>
Hereford	178	Madley Tennis Club	Madley TC	60	10	<b>70</b>
Kington	173	Eardisley Tennis Club	Eardisley TC	-	-	-
Ledbury	177	Ledbury Lawn Tennis Club	Ledbury LTC	120	30	<b>150</b>
Ledbury	183	Mathon Cradley & Storrige Tennis Club	Mathon Cradley & Storrige TC	-	-	-
Leominster	16	Bridge Street Sports Centre	Leominster TC	50	-	<b>50</b>
Leominster	18	Brimfield And Little Hereford Sports Club	Brimfield And Little Hereford TC	8	-	<b>8</b>
Ross-on-Wye	9	Berryfield Woolhope Playing Fields	Woolhope TC	80	15	<b>95</b>
Ross-on-Wye	174	Goodrich Tennis Club	Goodrich TC	80	15	<b>95</b>
Ross-on-Wye	181	Ross-on-Wye Tennis Centre	Ross-on-Wye Tennis Centre	174	63	<b>237</b>
<b>Total</b>				<b>776</b>	<b>270</b>	<b>1,046</b>

Of the clubs responding to consultation Ross-on-Wye has the highest level of demand with 237 members whereas the smallest club is Wellington TC with 30 members.

### *Future demand*

Madley TC, Woolhope TC, Ledbury LTC, Hereford Tennis Centre and Ross-on-Wye Tennis Centre all report having aspirations to increase their membership for both seniors and juniors. All the aforementioned clubs are looking to increase both sections membership with between 10-30 members.

### *Unmet demand*

Unmet demand is demand which is known to exist but similarly is not able to be realised, in this case due to lack of access to or poor quality of facilities. This is often represented in the form of a waiting list.

Clubs in Herefordshire do not identify any cases of unmet demand.

# HEREFORDSHIRE COUNCIL PLAYING PITCH & OUTDOOR SPORT STRATEGY

## ***Latent demand***

Latent demand for tennis nationally is reported to be high by the LTA, which has an insight tool that suggests that 18% of the five million players that pick up a racket each year would play more often if key barriers such as poor promotion of opportunities to get on court, unclear booking journeys (especially those that are 'offline') and low quality facilities were addressed. As such, there is a potential opportunity in Herefordshire for the Council and other providers to address such barriers, whilst also bettering understanding of court usage.

Sport England's Segmentation Tool enables analysis of 'the percentage of adults that would like to participate in tennis but 'are not currently doing so'. The tool identifies latent demand of 3,550 people within Herefordshire.

As seen in the table below in comparison to its neighbouring local authorities, Herefordshire has reasonably high level of latent demand for tennis, mainly due to its large geographical size and population density. Please note that segmentation data surrounding Monmouthshire and Powys is unavailable as they are located in Wales.

*Table 7.8: Latent demand for tennis in Herefordshire and neighbouring local authorities*

<b>Neighbouring Local Authority</b>	<b>Latent demand for tennis</b>
Forest of Dean	1,572
<b>Herefordshire</b>	<b>3,550</b>
Malvern Hills	1,419
Shropshire	5,665

As mentioned above, Madley TC indicates it could attract more older members if it refurbished the courts to artificial surface as it is a gentler playing experience, however, the cost of such a development currently is prohibitive.

Kington TC aspires to re-establish demand at Lady Hawkins Community Leisure Centre within the next couple of years.

Notwithstanding the above, it must be noted that future and latent demand does not account for societal factors or changes in the way people may wish to participate in sport and cannot account for specific targeted development work within certain areas or focused towards certain groups, such as NGB initiatives or coaching within schools. For example, there is a focus by the LTA to develop youth participation through initiatives such as LTA Youth Start and Tennis for Free, which may lead to further increases in demand.

## *LTA Youth Programme*

The LTA coordinate courses for children aged 4–18, consisting of fun games and dynamic training. Specialist coaches make sure every child has the best start to their tennis journey in a safe and inclusive environment. Sessions cater to all abilities.

Youth stages:

- ◀ Blue Stage (Age 4-6)
- ◀ Red Stage (Age 6-8)
- ◀ Orange Stage (Age 8-9)
- ◀ Green Stage (Age 9-10)
- ◀ Yellow Stage (Age 10+)

# HEREFORDSHIRE COUNCIL

## PLAYING PITCH & OUTDOOR SPORT STRATEGY

---

Key points:

- ◀ There are assigned ages to each stage, but this only serves as a guide.
- ◀ Young people want to play in groups and with their friends, and so whatever stage they start at, all kids will see progression.
- ◀ In every LTA Youth stage, young people will be active, having fun and developing skills

### *LTA Youth Start<sup>49</sup>*

LTA Youth Start<sup>50</sup> is a six week coaching offer for children that have never played tennis before and is identified as a priority by the LTA. For £29.99 (Plus £5 postage & packaging), kids get six weeks coaching by an LTA Accredited coach, along with a free racket, pack of balls and personalised t-shirt so that they can continue playing.

There are three sites, Ross-on-Wye Tennis Club, Goodrich Tennis Club and Ledbury Tennis Club which are currently operating LTA Youth Start programmes.

### *Tennis for Free<sup>51</sup>*

Tennis for Free is a community sports charity that work in partnership with the LTA. The charity delivers free, fully inclusive weekly coaching sessions for all ages and abilities in local communities across the UK, especially those in low income areas. Tennis For Free offer a package for local authorities and court operators that includes financial support for local LTA Accredited coaches to deliver the sessions, tennis equipment for attendees and coaches and promotional support. Sessions are typically delivered across three courts, although the charity have recently launched 'Tennis for Free Lite', to unlock the large number of two court community venues that could benefit from the offer. Through its offer it aims to:

- ◀ Reinvigorate under-used public facilities
- ◀ Make tennis a sport for all
- ◀ Make tennis more financially accessible in the UK
- ◀ Improve the physical and mental wellbeing of local communities through tennis.

### ***Informal tennis***

The LTA has developed a package of support for local authorities to grow the use of tennis courts by removing key barriers to participation. The three products are ClubSpark, Rally and Gate Access, which are further detailed below.

It is believed by many of the schools that a lack of demand is a direct result of quality issues and/or a lack of floodlighting, as well as other courts being available for free. This results in the community being less likely to pay a hire charge for their provision.

---

<sup>49</sup> <https://www.lta.org.uk/play-compete/lta-youth/start/>

<sup>50</sup> <https://ClubSpark.lta.org.uk/tennisforkids>

<sup>51</sup> <https://www.tennisforfree.com/sites/region/england-central/>

# HEREFORDSHIRE COUNCIL

## PLAYING PITCH & OUTDOOR SPORT STRATEGY

---

### *ClubSpark – Improving the booking process*

ClubSpark is a flexible and simple venue management platform with multiple products and applications to help venues, local authorities and coaches manage their sport. ClubSpark is a tool that is offered for free as part of LTA venue registration and allows administrators to manage all functions at their venue(s), including:

- ◀ Managed website - create and manage a mobile friendly website tailored to LA/club requirements to promote events and activities.
- ◀ Managed coaching – set up coaching lessons and courses online.
- ◀ Membership management - improve membership engagement by making it easier for the venue and for members to pay, renew and keep in touch (includes online payments, direct debits and the monitoring of revenue streams; membership modules can also be used to take season ticket payments for venues operating a non-traditional annual facility fee).
- ◀ Organise payments - set the way payments are taken, whether it's immediate pay and play, or bookable as part of a membership package
- ◀ Court bookings – reduced administration for managing bookings; give staff, coaches, members and the general public access to book and pay for courts, classes or other resources online.
- ◀ Scheduling - set unique booking and price rules to suit the venue and enable lights to switch on/off automatically when linked to the LTA Premium Gate Access system.
- ◀ Book and pay remotely - customers can make bookings and payments for a venue anytime, anywhere via the real-time booking app.
- ◀ Reporting - ClubSpark allows administrators to view reports highlighting income, court usage, revenue and number of members and season ticket holders; this allows for identification of trends and patterns and evidence to demonstrate participation levels and impact.

### *Rally*

Rally is an aggregator that collects all booking and coaching information via ClubSpark pages and displays it for participants in one easy to view page. It allows players to search for venues close to them and provides booking options, removing the barriers of not knowing where courts are or how to book.

Rally provides a helpful customer journey, with a personal profile to review and manage bookings, and helpful reminders. Courts can be set to book for free of charge or at a fee agreed by the provider.

Based on the LTA's recent Parks Tennis Brochure (Making Your Courts Work for You)<sup>52</sup> there are now 1,124 venues on Rally.

### *Smart Access*

The LTA has developed two Smart Access gate systems that work in association with ClubSpark to secure courts and to allow access to booked customers only. Members of the public can book a court online (making payment if required) and receive a four digit access code via email to enter using a courtside keypad. The gate access system then allows entry for the time booked if a correct code is entered.

There are two gate options available: SmartAccess Premium and SmartAccess Lite. The demands and needs of users plus the setup of the venue determines the most appropriate system for each site.

---

<sup>52</sup> <https://www.lta.org.uk/globalassets/venue/resources/park-tennis-making-your-courts-work.pdf>



# HEREFORDSHIRE COUNCIL

## PLAYING PITCH & OUTDOOR SPORT STRATEGY

---

Nationally, the LTA has supported the installation of 177 gate access systems within the last two years. Furthermore, it states that sites with Gate Access installations:

- ◀ Attracted 65,751 unique players
- ◀ Led to 791,226 court bookings
- ◀ Generated £1.5 million of income

### *Padel*

One of the LTA's key strategies is to find new ways to grow participation and padel is an innovative format of tennis that is fun, flexible, easy to play and extremely sociable. Padel is played mainly in a doubles format on an enclosed court about a third of the size of a tennis court and can be played in groups of mixed ages and abilities, as it is not power dominant. The rules are broadly the same as tennis, although you serve under-arm and the walls are used as part of the game with the ball allowed to bounce off them.

Padel has been integrated into the LTA and is recognised as a format of tennis. This has provided a platform to facilitate the growth of the sport, with tennis venues throughout Great Britain exploring the potential opportunities it can bring to a facility.

Hereford Tennis Centre currently has three courts out of use due to poor quality. It has an aspiration to develop these into padel courts, to bring the sport into Herefordshire. The Club believes introducing padel tennis to the Club would also encourage more members to join.

### *Parks tennis*

Parks tennis leagues are less formal in comparison to established club play, offering greater flexibility and an opportunity for all abilities to engage in competition at local venues. The leagues are run by Local Tennis Leagues and are available to all aged 18 years and above, with administration and support based online. Players are organised into mixed sex leagues of eight based on similar ability levels, with matches arranged between the two players at whatever time and court is agreed. The flexibility of play is conducive to the use of park sites which are typically more easily accessible.

There is currently no park tennis league that operates within Herefordshire.

## **7.4: Supply and demand analysis**

The LTA suggests that a hard court with no sports lighting can accommodate 40 members whereas a hard court with sports lighting can accommodate 60 members. For air domed courts, membership of 100 is considered applicable and permanent indoor courts can accommodate 200 members.

It should be noted that the abovementioned figures relate to LTA viability guidelines for clubs and are not the maximum capacity. The figure relates to what most clubs, based on the level of provision, would find sustainable. As grass courts are only available for 12 weeks of the year they are not included in membership numbers.

Using these figures for club based tennis demand, where known, in Herefordshire there are potential capacity issues at Hereford Squash Tennis and Racquetball Centre (marginally overplayed) and Ross-on-Wye Tennis Centre (operating near capacity).

The remaining clubs have suitable levels of supply to meet their current levels of demand. This being said there is still a requirement to understand the demand at clubs that did not respond to consultation to see if there is a need for additional provision.

## HEREFORDSHIRE COUNCIL PLAYING PITCH & OUTDOOR SPORT STRATEGY

---

It should also be noted that there are limited options for casual pay and play use for the population of Herefordshire as many of the sites that are available are already used for club based demand, such as Bridge Street Sports Centre and Lady Hawkins Community Leisure Centre. The following Strategy & Action Plan document examine potential ways on how this can be addressed.

### **Tennis summary**

- ◀ **There is currently sufficient capacity at the majority of club sites within Herefordshire with potential issues at Hereford Squash Tennis and Racquetball Centre and Ross-on-Wye Tennis Centre.**
- ◀ **There are also limited options for casual pay & play use for the population of Herefordshire.**
- ◀ There is a total of 124 tennis courts identified in Herefordshire across 35 sites. Of these courts, 85 are identified as being available for community use, whilst 39 are identified as being unavailable.
- ◀ There is one indoor tennis facility in Herefordshire located at Bridge Street Sports Centre.
- ◀ Most outdoor tennis courts in Herefordshire have a macadam surface, with 102 of the 124 courts (82% of all courts) of this type.
- ◀ Most courts in Herefordshire are rated as poor quality (44 courts or 35%), 39 are rated as standard quality (31%) and 41 are accessed as good quality (34%).
- ◀ Hereford Cathedral School, Hereford Leisure Pool, Eardisley Tennis Club and Bridge Street Sports Centre which are actively used for tennis, are located on flood zones.
- ◀ Most courts (66 courts, 53% of all courts) are within education ownership followed by 37 courts (30% of all courts) managed by the resident tennis clubs.
- ◀ There are 13 LTA affiliated tennis clubs in Herefordshire with membership totalling, where known through consultation, 1,046 members.
- ◀ Madley TC, Woolhope TC, Ledbury LTC, Hereford Tennis Centre and Ross-on-Wye Tennis Centre all report having aspirations to increase their membership for both seniors and juniors.

## **PART 8: NETBALL**

### **8:1 Introduction**

England Netball (EN) is the governing body with overall responsibility for ensuring the effective governance of the sport.

Whilst often played indoors, nationally, EN reports that the challenge is that the supply of outdoor netball courts is generally not of a good enough standard for use by the community, whilst accessibility can also be problematic.

#### ***Consultation***

Information for netball was gathered through online research along with consultation with England Netball.

### **8.2 Supply**

There are 55 outdoor netball courts identified in Herefordshire across 22 sites, of which, 24 are available for community use across eight sites.

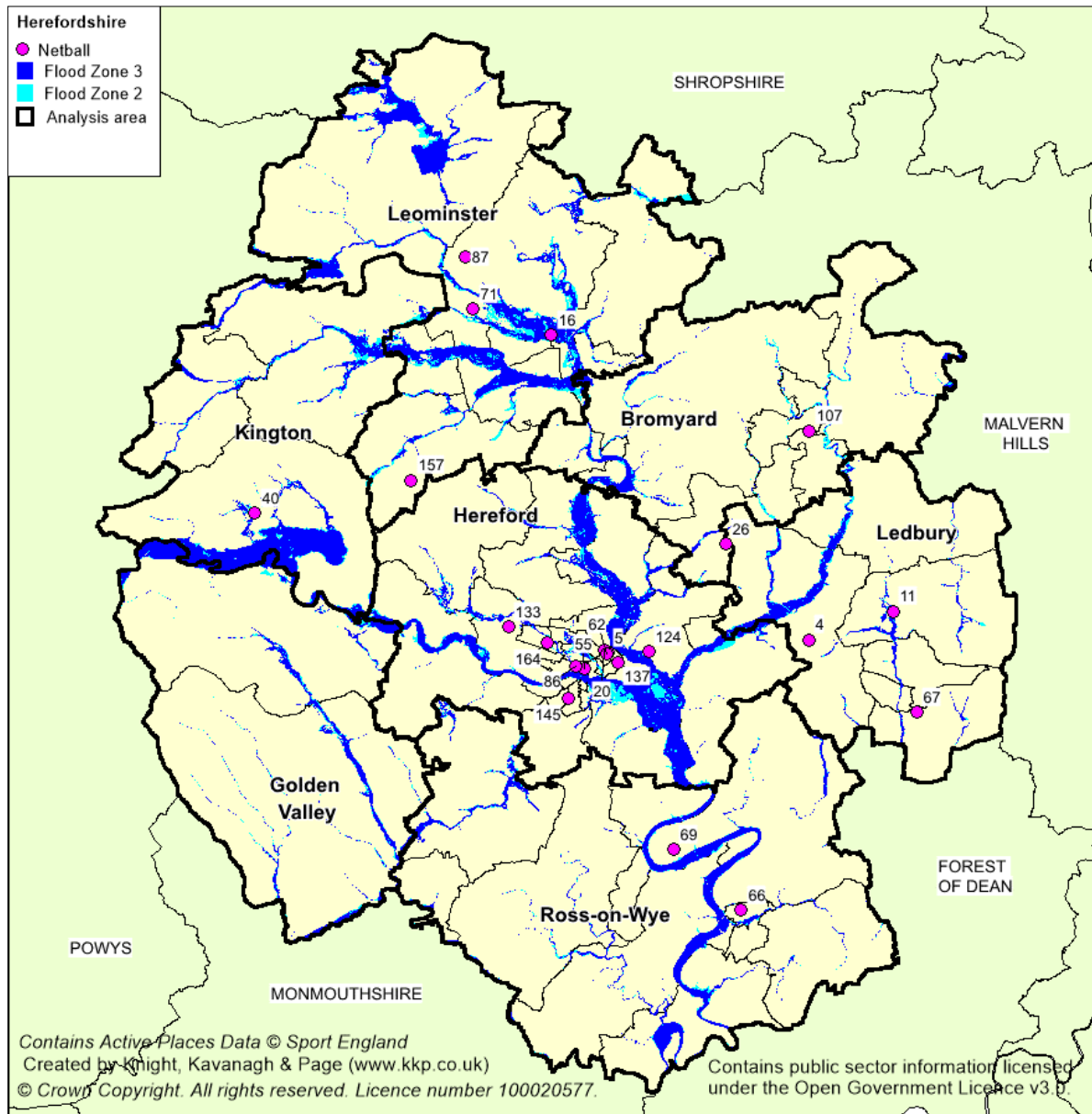
Most provision is located in Hereford Analysis Area with a total of 29 courts or 53% of provision. This is followed by the Leominster Analysis Area with nine courts (16%), Ledbury with seven courts (13%), Bromyard with five courts (9%), Ross-on-Wye with four courts (7%) and finally Kington with just one court (2%). There is no netball provision within the Golden Valley Analysis Area.

#### ***Indoor provision***

England Netball highlight there are two key venues for indoor netball in Herefordshire these are at Bridge Street Sports Centre and The Point 4. Further information relating to indoor netball is detailed within the Indoor Built Facilities Strategy.

# HEREFORDSHIRE COUNCIL PLAYING PITCH & OUTDOOR SPORT STRATEGY

Figure 8.1: Location of netball courts in Herefordshire



## HEREFORDSHIRE COUNCIL PLAYING PITCH & OUTDOOR SPORTS STRATEGY

Table 8.1: Summary of outdoor netball court provision

Analysis area	Site ID	Site name	Post code	Community use?	Number of courts	Surface type	Sports lighting?	Quality
Bromyard	26	Burley Gate C of E Primary School	HR1 3QR	No	1	Macadam	No	Poor
Bromyard	107	Queen Elizabeth High School	HR7 4QS	No	2 <sup>53</sup>	Macadam	No	Poor
					2			
Hereford	5	Aylestone School	HR1 1HY	No	4 <sup>49</sup>	Macadam	No	Standard
Hereford	20	Broadlands Primary School	HR1 1HY	No	2	Macadam	No	Poor
Hereford	55	Hereford Cathedral School	HR1 2NG	No	2 <sup>49</sup>	Macadam	No	Standard
Hereford	62	Hereford Sixth Form College	HR1 1LU	Yes	3 <sup>49</sup>	Macadam	Yes	Good
Hereford	86	Lord Scudamore Academy	HR4 0AS	No	2	Macadam	No	Poor
Hereford	124	St Mary's RC High School	HR1 4DR	Yes	4 <sup>49</sup>	Macadam	No	Poor
Hereford	133	Stretton Sugwas Academy	HR4 7AE	No	2	Macadam	No	Poor
Hereford	137	The Bishop of Hereford's Bluecoat School	HR1 1UU	No	3 <sup>49</sup>	Macadam	No	Poor
Hereford	145	The Hereford Academy	HR2 7NG	Yes	4 <sup>49</sup>	Macadam	No	Good
Hereford	164	Whitecross High School Hereford	HR4 0RN	No	3 <sup>49</sup>	Macadam	No	Poor
Kington	40	Eardisley C of E Primary School	HR3 6NS	No	1	Macadam	No	Poor
Ledbury	4	Ashperton Primary Academy	HR8 2SE	No	1	Macadam	No	Poor
Ledbury	11	Bosbury C of E Primary School	HR8 1PX	No	1	Macadam	No	Poor
Ledbury	67	John Masefield High School (JMSPORT)	HR8 2HF	Yes	5 <sup>49</sup>	Macadam	No	Poor
Leominster	16	Bridge Street Sports Centre	HR6 8EA	Yes	2 <sup>49</sup>	Macadam	Yes	Standard
Leominster	71	Kingsland Coronation Hall	HR6 9SQ	Yes	1 <sup>49</sup>	Macadam	No	Standard
Leominster	87	Lucton School	HR6 9PN	Yes	2 <sup>49</sup>	Macadam	No	Standard
Leominster	157	Weobley High School	HR4 8ST	No	4 <sup>49</sup>	Macadam	No	Poor
Ross-on-Wye	66	John Kyrle Academy	HR9 7ET	Yes	3 <sup>49</sup>	Macadam	Yes	Standard
Ross-on-Wye	69	King's Cople Primary Academy	HR1 4TZ	No	1	Macadam	No	Poor

<sup>53</sup> Overmarked onto tennis courts.

# HEREFORDSHIRE COUNCIL

## PLAYING PITCH & OUTDOOR SPORT STRATEGY

---

### **Quality**

The quality of netball courts across Herefordshire has been assessed via a combination of site visits (using non-technical assessments) and user consultation to reach and apply an agreed rating as follows:

- ◀ Good
- ◀ Standard
- ◀ Poor

The percentage parameters used for the non-technical assessments were as follows: Good (>80%), Standard (70-80%), Poor (<70%).

As seen in Table 8.1 most courts (34 or 62%) are rated as poor quality with significant issues surrounding grip, court markings and evidence of moss/lichen. The remaining courts are either standard (14 courts or 25%) or good quality (seven courts or 13%).

Maintaining high court quality is an important aspect of netball and therefore the non-technical assessment assesses several factors which evidence court quality. The criteria for the non-technical assessment consists of; court surface grip underfoot, damage to a court surface, line markings, evidence of moss/lichen, slope of courts, disability access, fencing and courts being of an appropriate size for competitive netball.

There are a number of netball courts located at primary education/academy institutions which are not of suitable size making resulting in them being rated as poor quality.

### **Overmarking of courts**

Netball courts, particularly within schools, are often overmarked by tennis basketball and/or football courts as shared use spaces. Courts which are overmarked tend to receive higher levels of use which can be detrimental to quality over time, as well as creating capacity issues if there is community demand from more than one sport.

Some, or all of the netball courts, at Queen Elizabeth High School, Aylestone School, Hereford Cathedral School, Hereford Sixth Form College, St Mary's RC High School, The Bishop of Hereford's Bluecoat School, The Hereford Academy, Whitecross High School Hereford, John Masefield High School (JMSPORT), Bridge Street Sports Centre, Kingsland Coronation Hall, Lucton School, Weobley High School and John Kyrle Academy are overmarked for tennis.

### **Court type**

All the outdoor netball courts in Herefordshire have a macadam surface. The estimated lifespan of a macadam court is ten years, depending on levels of use and maintenance levels. To ensure courts can continue to be used beyond this time frame, it is recommended that a sinking fund is put into place for eventual refurbishment.

## **8.3 Demand**

### *Club demand*

England Netball identifies 24 clubs within the Authority. Herefordshire Netball also operate a Herefordshire Netball League, where 18 summer league teams currently participate across three divisions. The League takes place at The Hereford Academy weekly with matches onsite between 7pm-9pm.

## HEREFORDSHIRE COUNCIL PLAYING PITCH & OUTDOOR SPORT STRATEGY

---

England Netball reports that there are currently 233 affiliated club members in Herefordshire. This membership is a significant decrease from the 2019/2020 membership data which reported 431 affiliated club members, a 44% decrease. This correlates to the Herefordshire Netball League which identifies 25 summer league teams in 2019 in comparison to the 18 in the 2022 summer league.

### *Other demand*

In addition to the Herefordshire Netball League, Play Netball also operates a league at Hereford Sixth Form College on Monday and Wednesday nights from 7pm-9pm. Play Netball is a social league platform for players of all abilities, both groups and individuals can sign up for the league, with the league being an adult only league.

In November 2021, England Netball launched a 10-year 'Adventure Strategy' the strategy is a purpose-led ambition for the game, to build on the momentum the sport has seen in recent years. The strategy outlines the intention to:

- ◀ Accelerate the development and growth of the game at every level, from grassroots to the elite
- ◀ Elevate the visibility of the sport
- ◀ Lead a movement to impact lives on and beyond the court

The Strategy look at achieving its goals by engaging with and delivering netball for female communities, England Netball pledges to understand, support and nurture women and girls more deeply at every life stage, at every age. In order to do this, it delivers four participation programmes to engage women in the sport:

- ◀ Back to Netball
- ◀ Bee Netball
- ◀ Netball Now
- ◀ Walking Netball

Back to Netball is a fun and friendly re-introduction to the sport. More than 110,000 participants have rediscovered their love for the game through Back to Netball and realised the many benefits of getting involved. It is targeted at participants of all ages and levels of experience but sessions will be specifically designed to cater for those who have not played for an extended period.

At present there are Back to Netball sessions run at The Hereford Academy in Herefordshire.

The Bee Netball programme for young children, whilst supporting teens and young women to stay in the game to keep them physically active and in the game for life, based around friendship, inclusion, fair play and playing together. Transforming netball for children and young people is a strategic priority to protect the future of the sport.

At present there is one outdoor venue which runs Bee Netball sessions at Hereford Sixth Form College and in Herefordshire.

Netball Now is a simple and comfortable way to play netball. It is not a coached session or a competition led by regulations and scores recorded. It is simply a session where players turn up, pay a small fee and play netball. At present, The Hereford Academy runs Netball Now sessions.

# HEREFORDSHIRE COUNCIL PLAYING PITCH & OUTDOOR SPORT STRATEGY

Walking Netball is a slower version of the game; it is netball, but at a walking pace the sessions have been designed so that anyone can play it regardless of age or fitness level. From those who have dropped out of the sport due to serious injury to those who believed they had hung up their netball trainers many years ago. At present, there are two outdoor venues in Herefordshire which run Walking Netball, these being Bridge Street Sports Centre and John Kyrle Academy.

## *Latent demand*

Sport England's Segmentation Tool enables analysis of 'the percentage of adults that would like to participate in netball but 'are not currently doing so'. The tool identifies latent demand of 533 people within Herefordshire.

As seen in the table below in comparison to its neighbouring local authorities, Herefordshire has reasonably high level of latent demand for netball, mainly due to its large geographical size and population density. Please note that segmentation data surrounding Monmouthshire and Powys is unavailable as they are located in Wales.

*Table 8.2: Latent demand for netball in Herefordshire and neighbouring local authorities*

Neighbouring Local Authority	Latent demand for netball
Forest of Dean	242
<b>Herefordshire</b>	<b>533</b>
Malvern Hills	212
Shropshire	851

Notwithstanding the above, it must be noted that latent demand does not account for societal factors or changes in the way people may wish to participate in sport and cannot account for specific targeted development work within certain areas or focused towards certain groups, such as NGB initiatives or coaching within schools.

## **8.4 Supply and demand**

There is a sufficient supply of courts to cater for current demand. Herefordshire Netball League currently make use of The Hereford Academy for matches, whilst other venues are accessed for Play Netball and other England Netball initiatives, if the Herefordshire Netball League is to grow there is a range of sites which could be accessed to cater for additional demand, however due to quality issues this growth is limited, with a need for qualitative improvements.

### **Netball summary**

- ◀ **There is a sufficient supply of courts to cater for current demand.**
- ◀ There are 55 outdoor netball courts identified in Herefordshire across 22 sites, of which, 24 are available for community use across eight sites.
- ◀ England Netball highlight there are two key venues for indoor netball in Herefordshire these are at Bridge Street Sports Centre and The Point 4.
- ◀ Most courts (34 or 62%) are rated as poor quality with significant issues surrounding grip, court markings and evidence of moss/lichen. The remaining courts are either standard (14 courts or 25%) or good quality (seven courts or 13%).
- ◀ All the outdoor netball courts in Herefordshire have a macadam surface.
- ◀ England Netball identifies 22 clubs within the Authority. Herefordshire Netball also operate a Herefordshire Netball League, where 18 summer league teams currently participate across three divisions.
- ◀ Play Netball also operates a league at Hereford Sixth Form College on Monday and Wednesday nights from 7pm-9pm.



# HEREFORDSHIRE COUNCIL PLAYING PITCH & OUTDOOR SPORT STRATEGY

## PART 9: BOWLS

### 9.1: Introduction

Most bowling greens in Herefordshire are flat green bowls. Bowls England (BE) is the governing body responsible for ensuring effective governance of flat green bowls across the Country. More locally the sport is run and administered by County Bowling associations and Herefordshire clubs generally affiliate to Bowls Herefordshire (BH).

Crown green bowls is another version of bowls in England and is governed by the British Crown Green Bowling Association (BCGBA). There is one crown green within Herefordshire located at Dorstone Playing Field.

#### **Consultation**

There are 18 bowling clubs playing in Herefordshire. Through online survey and telephone consultation, a total of 13 clubs responded resulting in a response rate of 72% (13 of 18 clubs).

*Table 9.1: Summary of consultation*

Analysis area	Club name	Type of bowls	Response
Bromyard	Bodenham BC	Flat	Yes
Bromyard	Bromyard BC	Flat	Yes
Golden Valley	Dorstone BC	Crown	No
Hereford	Bulmers BC	Flat	Yes
Hereford	Castle Green BC	Flat	Yes
Hereford	Hereford BC	Flat	Yes
Hereford	St. Martins BC	Flat	Yes
Hereford	Wellington BC	Flat	Yes
Kington	Kington BC	Flat	Yes
Ledbury	Eastnor BC	Flat	No
Ledbury	Ledbury BC	Flat	No
Leominster	Brimfield And Little Hereford BC	Flat	Yes
Leominster	Eardisland BC	Flat	No
Leominster	Kingsland BC	Flat	No
Leominster	Leominster BC	Flat	Yes
Leominster	Weobley BC	Flat	Yes
Ross-on-Wye	Aston Ingham BC	Flat	Yes
Ross-on-Wye	Ross-on-Wye BC	Flat	Yes

### 9.2: Supply

There are 18 bowling greens in Herefordshire located across 18 sites. All bowling greens in the Authority are available for community use in some capacity.

The one crown green in the Authority is in the Golden Valley Analysis Area at Dorstone Playing Field.

## HEREFORDSHIRE COUNCIL PLAYING PITCH & OUTDOOR SPORT STRATEGY

Table 9.2: Summary of community available greens by analysis area

Analysis area	Number of crown greens	Number of flat greens
Bromyard	-	2
Golden Valley	1	-
Hereford	-	5
Kington	-	1
Ledbury	-	2
Leominster	-	5
Ross-on-Wye	-	2
<b>Total</b>	<b>1</b>	<b>17</b>

Hereford and Leominster analysis areas have the joint most greens with five each, whilst Bromyard, Ledbury and Ross-on-Wye analysis areas each accommodate two greens.

### Indoor provision

There is one indoor bowls facility in Herefordshire located at Bridge Street Sports Centre. Further information relating to indoor tennis is detailed within the Herefordshire Indoor Built Facilities Strategy.

### Ownership/management

The below table summarises the clubs and the management arrangement at each home site.

Table 9.3: Breakdown of bowling greens in Herefordshire

Analysis area	Site ID	Site name	Postcode	Users	Management
Bromyard	193	Bromyard Bowls Club	HR7 4LW	Bromyard BC	Sport Club <sup>54</sup>
Bromyard	196	Bodenham Bowls Club	HR1 3LS	Bodenham BC	Rented
Golden Valley	39	Dorstone Playing Field	HR3 6AW	Dorstone BC	Unknown
Hereford	155	Wellington Playing Field	HR4 8AZ	Wellington BC	Sport Club
Hereford	184	St. Martins Bowls Club	HR2 7JE	St. Martins BC	Rented
Hereford	185	Herefordshire Cricket Ground (Pentland Gardens)	HR4 0TN	Bulmers BC	Sport Club
Hereford	186	Hereford Bowls Club	HR4 0BA	Hereford BC	Sport Club
Hereford	187	Castle Green	HR1 2NX	Castle Green BC	Sport Club
Kington	201	Kington Bowls Club	HR5 3AP	Kington BC	Sport Club
Ledbury	188	Eastnor Bowls Club	HR8 1RQ	Eastnor BC	Unknown
Ledbury	189	Ledbury Bowling Club	HR8 1AA	Ledbury BC	Unknown
Leominster	18	Brimfield and Little Hereford Sports Club	SY8 4BG	Brimfield And Little Hereford BC	Rented
Leominster	190	Leominster Bowls Club	HR6 8PH	Leominster BC	Sport Club
Leominster	191	Eardisland Bowls Club	HR6 9BP	Eardisland BC	Unknown
Leominster	192	Kingsland Bowling Club	HR6 9QN	Kingsland BC	Unknown

<sup>54</sup> 25 year lease from Bromyard Sports Foundation

## HEREFORDSHIRE COUNCIL PLAYING PITCH & OUTDOOR SPORT STRATEGY

Analysis area	Site ID	Site name	Postcode	Users	Management
Leominster	203	Weobley & District Bowling Club	HR4 8QL	Weobley BC	Rented
Ross-on-Wye	194	Aston Ingham Bowls Club	GL18 1NR	Aston Ingham BC	Sport Club
Ross-on-Wye	195	Ross-on-Wye Bowling Club	HR9 5AR	Ross-On-Wye BC	Sport Club

Unless stated otherwise, the reference to sports club in the management column in the table above, means a club has freehold/ownership of the site and as a result has secure tenure.

Castle Green BC reports it leases its site, of the same name, from Herefordshire Council on an annual renewal. In comparison Weobley BC rents the use of its site from Garnstone Estates.

Bodenham BC rents the use of Bodenham Bowls Club from the Siward James Arkwright Trust for peppercorn agreements. Similarly, Brimfield and Little Hereford BC rents the use of Brimfield And Little Hereford Sports Club from the overarching social club for a nominal fee.

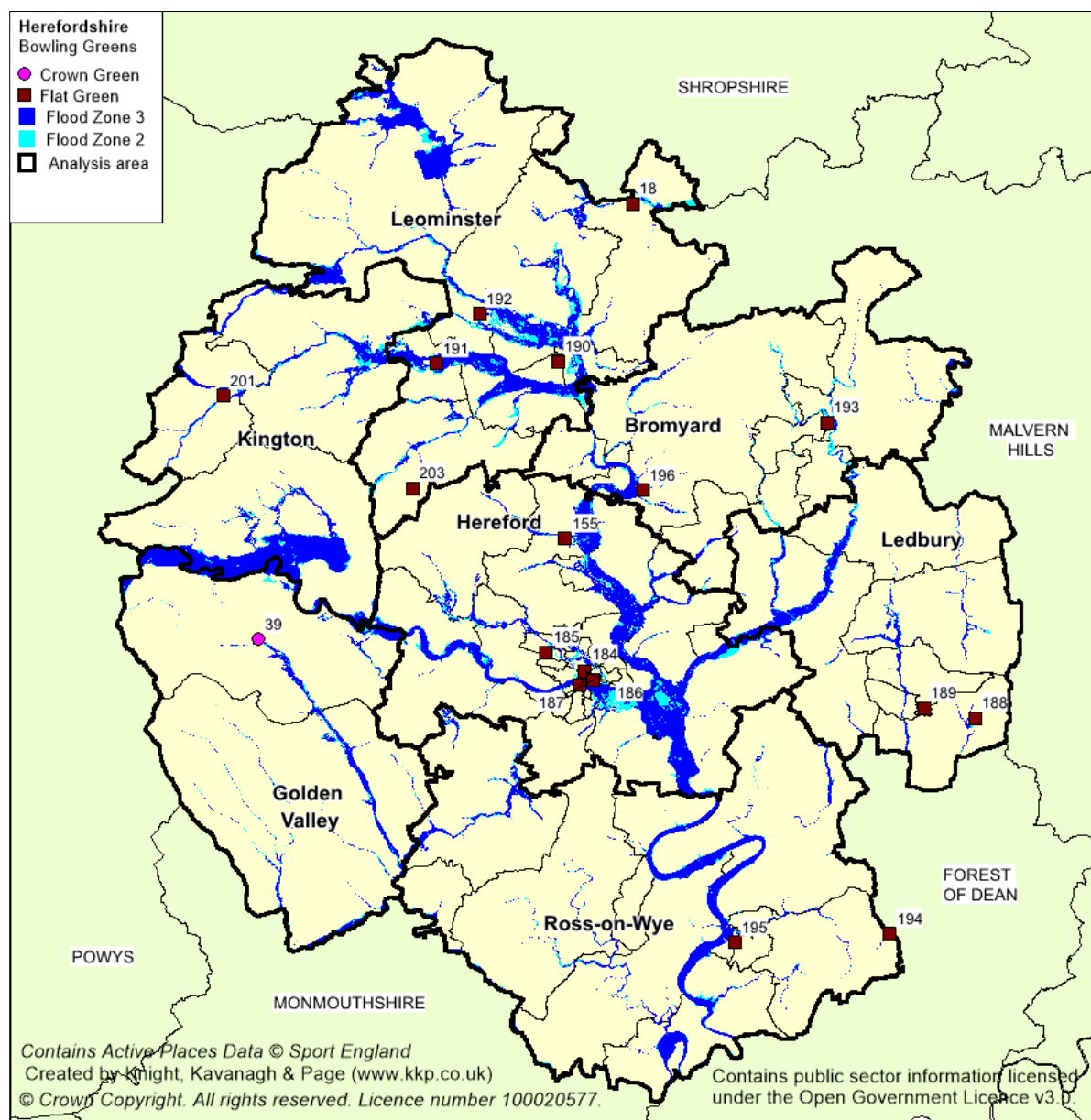
As Weobley BC, Bodenham BC and Brimfield And Little Hereford BC all rent they provision they are considered to have unsecure tenure, however, none of the clubs report any issues with their current arrangements.

St. Martins BC rents the use of its green from supermarket chain ASDA after it relocated the bowling green site several years ago.

Figure 9.1 below highlights the location of all outdoor bowling greens in Herefordshire. For a key to the map, see Table 9.3.

# HEREFORDSHIRE COUNCIL PLAYING PITCH & OUTDOOR SPORT STRATEGY

Figure 9.1: Location of bowling greens in Herefordshire



## Quality

Following a non-technical assessment of greens in Herefordshire and cross referencing the findings against club consultation, most greens (15 or 83%) are rated as good quality, with two greens (11%) rated as standard quality and one green rated as poor quality (6%).

The percentage parameters used for the non-technical assessments were as follows: Good (>80%), Standard (50-70%), Poor (<70%) and include, but are not limited to, the examination of; evenness of playing surface, condition of ditches/boarding, quality of surrounding hard areas, disability access, evidence of litter/leaf fall/fouling/inappropriate use and quality of ancillary provision (clubhouse/pavilion/car parking / floodlights/fencing).

## HEREFORDSHIRE COUNCIL PLAYING PITCH & OUTDOOR SPORT STRATEGY

Table 9.4: Summary of bowling green quality

Analysis area	Site ID	Site name	Postcode	Number of greens	Quality of green
Bromyard	193	Bromyard Bowls Club	HR7 4LW	1	Good
Bromyard	196	Bodenham Bowls Club	HR1 3LS	1	Standard
Golden Valley	39	Dorstone Playing Field	HR3 6AW	1	Good
Hereford	155	Wellington Playing Field	HR4 8AZ	1	Good
Hereford	184	St. Martins Bowls Club	HR2 7JE	1	Good
Hereford	185	Herefordshire Cricket Ground (Pentland Gardens)	HR4 0TN	1	Good
Hereford	186	Hereford Bowls Club	HR4 0BA	1	Standard
Hereford	187	Castle Green	HR1 2NX	1	Poor
Kington	201	Kington Bowls Club	HR5 3AP	1	Good
Ledbury	188	Eastnor Bowls Club	HR8 1RQ	1	Good
Ledbury	189	Ledbury Bowling Club	HR8 1AA	1	Good
Leominster	18	Brimfield And Little Hereford Sports Club	SY8 4BG	1	Good
Leominster	190	Leominster Bowls Club	HR6 8PH	1	Good
Leominster	191	Eardisland Bowls Club	HR6 9BP	1	Good
Leominster	192	Kingsland Bowling Club	HR6 9QN	1	Good
Leominster	203	Weobley & District Bowling Club	HR4 8QL	1	Good
Ross-on-Wye	194	Aston Ingham Bowls Club	GL18 1NR	1	Good
Ross-on-Wye	195	Ross-On-Wye Bowling Club	HR9 5AR	1	Good

Even though most greens across Herefordshire are good quality, they still require ongoing substantial levels of dedicated maintenance to sustain this standard. Therefore, clubs need to be given continued support, where necessary.

A green is considered good quality if it has a high percentage of grass coverage, an even playing surface and limited signs of wear and tear on surrounding ditches/boarding and hard standing areas. In addition, there must be little to no evidence of litter, dog fouling, leaves and inappropriate usage of the green.

Brimfield and Little Hereford Sports Club has recently benefited from a grant provided by Herefordshire Council which was used to improve the quality of its boardings and ditches.

Castle Green BC reports the green quality at Castle Green has decreased in quality since last season due to a lack of maintenance throughout the winter in addition to issues with vandalism such as dog fouling and unauthorised access (football playing on the green). This green is the only poor quality green in the Authority.

Similarly, Bodenham BC suggests its green at Bodenham Bowls Club has reduced in quality due to a lack of watering.

### *Flooding*

It should be noted that Bromyard Bowls Club, Dorstone Playing Field, Castle Green, Eardisland Bowls Club and St. Martins Bowls Club which all accommodate bowling greens, are located within flood zones.

# HEREFORDSHIRE COUNCIL

## PLAYING PITCH & OUTDOOR SPORT STRATEGY

---

Sport England has produced a set of information for clubs that have been affected by adverse weather in England<sup>55</sup>. Sport England, when necessary, also offers various funding options for clubs that have been affected by flooding.

### ***Ancillary facilities***

Most clubs have access to some form of clubhouse/pavilion on site or through an adjoining public house. The quality of these ranges from purpose-built, good quality brick pavilions to basic wooden huts and shelters. It is important to recognise the importance of ancillary provision to bowling clubs as, if the facilities onsite are of suitable quantity/quality and meet players' needs, this can sustain membership levels. This is acknowledged by BE as it offers potential grants for clubs looking to making ancillary improvements.

Wellington BC has no dedicated ancillary facilities or changing rooms, with just limited access for toilets in the nearby football club pavilion. It suggests at minimum it requires a kitchen area and is currently looking to raise funds and plans to complete this project.

Weobley & District BC reports it is currently in the early stages of planning for an extension for its clubhouse. It believes additional upgrading of facilities could encourage more members to join.

Hereford BC has two main projects planned for its ancillary provision at Hereford Bowls Club which include carrying out maintenance/repairs to its roof and to replace/repair the windows of the building.

Castle Green BC indicates the quality of its ancillary provision has decreased since last season due to issues with vandalism. The Club has had to pay to address broken roof tiles, and removal of fly tipping.

In 2016 St Martins BC received a grant from Sport England to extend its clubhouse and create additional storage.

Aston Ingham BC reports aspirations to acquire an additional piece of land from a neighbouring landowner to create additional parking.

### ***Sports lighting***

There is only one bowling green (6%) in Herefordshire which is accompanied by sports lights, located at Brimfield and Little Hereford Sports Club. This represents just 6% of the total provision and means that opportunities for access for training and matches during evenings outside of the summer months is infrequent. It should be noted it is common for bowling greens across the Country not to be accompanied by sports lighting.

Hereford, Castle Green, Ross-on-Wye, Brimfield and Little Hereford Sports Club, Wellington, Weobley bowls clubs indicate they access the indoor provision at Bridge Street Sports Centre during the winter months as they cannot use their greens.

## **9.3: Demand**

### ***Current demand***

There are 18 bowling clubs playing in Herefordshire. Where known, membership of these clubs totals 637, broken down by club in the table below.

---

<sup>55</sup> <https://www.sportengland.org/how-we-can-help/facilities-and-planning/sustainability>

## HEREFORDSHIRE COUNCIL PLAYING PITCH & OUTDOOR SPORT STRATEGY

Table 9.5: Membership for bowls clubs across Herefordshire

Club name	Current membership
Aston Ingham BC	45
Bodenham BC	26
Brimfield And Little Hereford BC	67
Bromyard BC	40
Bulmers BC	19
Castle Green BC	22
Dorstone BC	-
Eardisland BC	-
Eastnor BC	-
Hereford BC	40
Kingsland BC	-
Kington BC	55
Ledbury BC	-
Leominster BC	40
Ross-on-Wye BC	124
St. Martins BC	50
Wellington BC	57
Weobley BC	52
<b>Total</b>	<b>637</b>

The largest club according to known membership is currently Ross-on-Wye BC, with 124 members, followed by Brimfield and Little Hereford BC with 67 members. The two smallest clubs are Castle Green BC and Bulmers BC, with 22 and 19 members respectively.

### **Future demand**

Both BE and BCGBA are actively working to negate the stereotype that bowls is a sport for the older generation. As such, it is taking active steps at a County and national level to encourage younger players. The future growth for the sport is therefore in a state of flux due to the growing professionalism of the NGB.

The following table identifies the future demand expressed from club during consultation. In total future demand equates to 144 members (77 senior and 37 junior).

Table 9.6: Future membership increase aspirations for bowls clubs across Herefordshire

Club name	Senior members	Junior members	Total
Brimfield And Little Hereford BC	10	10	<b>20</b>
Bromyard BC	10	-	<b>10</b>
Castle Green BC	10	5	<b>15</b>
Hereford BC	10	10	<b>20</b>
Ross-on-Wye BC	27	2	<b>29</b>
Wellington BC	10	10	<b>20</b>
<b>Total</b>	<b>77</b>	<b>37</b>	<b>114</b>

The remaining clubs which responded to consultation but are not in the table above all aspire to increase membership numbers, however, do not specifically quantify this demand.

# HEREFORDSHIRE COUNCIL PLAYING PITCH & OUTDOOR SPORT STRATEGY

## ***Latent demand***

Sport England's Market Segmentation Tool<sup>56</sup> enables analysis of 'the percentage of adults that would like to participate in bowls but are not currently doing so'. The tool identifies latent demand of 346 people who would like to participate in the sport within Herefordshire.

As seen in the table below in comparison to its neighbouring local authorities, Herefordshire has a reasonably high amount of latent demand for bowls, mainly due to its large geographical size and population density. Please note that segmentation data surrounding Monmouthshire and Powys is unavailable as they are located in Wales.

*Table 9.7: Latent demand for bowls in Herefordshire and neighbouring local authorities*

<b>Neighbouring Local Authority</b>	<b>Latent demand for bowls</b>
Forest of Dean	165
<b>Herefordshire</b>	<b>346</b>
Malvern Hills	152
Shropshire	574

Notwithstanding this, none of the bowling clubs in Herefordshire are reported as operating at capacity, with all clubs willing to accept new members. As such, it is considered that anyone within Herefordshire who would like to start participating, could do so at the clubs and greens already in existence.

## **9.4: Supply and demand analysis**

The capacity of a bowling green is very much dependent on the leagues and the day that they operate. A green may have no spare capacity on an afternoon or evening when a popular league operates but may be unused for the rest of the week. However, in many cases, greens are used during the afternoons by club members who bowl socially, with access a potential issue during peak times if membership is particularly high.

Bowling clubs are generally considered viable if they have the appropriate level of membership to sustain their bowling green and accompanying ancillary facilities. Therefore, clubs that have lower levels of participation in comparison to the remaining clubs within Herefordshire may have issues maintaining their provision.

Three clubs indicate through consultation that they are operating below or close to 20 members, which is identified as the number required to ensure that a green is sustainable in the longer term:

- ◀ Bulmers BC (19 members)
- ◀ Castle Green BC (22 members)
- ◀ Bodenham BC (26 members)

These clubs should be closely monitored to ensure membership figures do not decrease to a level where they cannot effectively maintain green and ancillary provision quality. They should also be focus clubs for increasing participation.

<sup>56</sup> See Appendix 2



## HEREFORDSHIRE COUNCIL PLAYING PITCH & OUTDOOR SPORT STRATEGY

---

Conversely, those clubs which have a substantial level of demand also need to be monitored to ensure they have the appropriate quantity and quality of provision. Clubs operating with a membership of over 60 members per green could have capacity issues. Three clubs indicate that they are operating with memberships of near 60 or above. The clubs are:

- ◀ Brimfield And Little Hereford BC (67 members)
- ◀ Ross-on-Wye BC (124 members)
- ◀ Wellington BC (57 members)

All remaining clubs are considered to be sustainable, taking into account both current and future demand. Emphasis in this regard should therefore be on supporting clubs with aspirations to improve their sites as this will likely improve the capacity for the provision to accommodate increased levels of demand.

It should be reiterated that all of the clubs, which responded to consultation, indicate they are willing to accept new members with no requirements for additional provision.

### **Bowls summary**

- ◀ **There is currently sufficient capacity for both crown and flat bowling greens to meet both current and future demand for each format.**
- ◀ **There are three bowling clubs with around 20 members or fewer which require support to ensure that they remain viable despite a low membership base.**
- ◀ There are 18 bowling greens in Herefordshire located across 18 sites each of which accommodate one green. All bowling greens in the City are considered available to for community use in some capacity.
- ◀ The one crown green in the Authority is located in the Golden Valley Analysis Area at Dorstone Playing Field.
- ◀ There is one indoor bowls facility in Herefordshire located at Bridge Street Sports Centre.
- ◀ Following a non-technical assessment of greens in Herefordshire and cross referencing the findings against club consultation, most greens (15 or 83%) are rated as good quality, with two greens (11%) rated as standard quality and one green rated as poor quality (6%).
- ◀ Bromyard Bowls Club, Dorstone Playing Field, Castle Green, Eardisland Bowls Club and St. Martins Bowls Club which all accommodate bowling greens, are located within flood zones.
- ◀ There is only one bowling green (6%) in Herefordshire accompanied by sports lights which is located at Brimfield And Little Hereford Sports Club.
- ◀ There are 18 bowling clubs playing in Herefordshire. Where known, membership of these clubs totals 637 members.
- ◀ Future demand expressed from club during consultation totals 144 members (77 senior and 37 junior).

# HEREFORDSHIRE COUNCIL PLAYING PITCH & OUTDOOR SPORTS STRATEGY

## PART 10: ATHLETICS

### 10.1: Introduction

As a Governing Body, UK Athletics is responsible for developing and implementing the rules and regulations of athletics, including everything from anti-doping, health and safety, facilities, and welfare, to training and education for coaches and officials as well as permitting and licensing.

Locally, the sport is governed through England Athletics, which is the development and membership body for athletics and running clubs in England. It has a National Head of Clubs and Participation as well as a team of five club support managers across the Country, with one of these covering activities in Herefordshire as part of the Midland region.

#### **Consultation**

All three track and field athletics clubs were sent requests via an online survey to inform this section of the report, namely: Herefordshire Couriers, Hereford & County AC and Wye Valley Runners, Hereford & County AC was the only Club to respond to consultation requests. Additionally, consultation was also undertaken with England Athletics to inform this section of the report.

### 10.2: Supply

In Herefordshire, there is one purpose-built outdoor athletics tracks. The track is 400 metres and is located at Hereford Leisure Centre in Hereford Analysis Area.

*Table 10.1: Summary of outdoor athletics tracks in Herefordshire*

Analysis area	Site	Site ID	Postcode	Track length	No. of lanes	Sports lighting?	Available for community use?
Hereford	Hereford Leisure Centre	60	HR4 9UD	400m	8	Yes	Yes

#### *Future developments*

England Athletics is currently exploring three alternative approaches in designing new athletics provision. Traditional 400m athletic tracks are becoming increasingly problematic to sustain and refurbish with any new facilities generally considered impractical due to cost and the amount of land required for such a development.

These three designs, outlined below, present alternative approaches to athletics provision as to offer more affordable and feasible means of creating athletics tracks. It should be noted England Athletics has development each of these with the German manufacturer 'Polytan' which help design each type of facility.

#### *Compact Track*

The first of the three alternative designs is a 'compact track' featuring a 60m sprint straight with an accompanying jump lane and shot put space. This provision is the smallest of the three and is installed at sites with limited available land.

## HEREFORDSHIRE COUNCIL PLAYING PITCH & OUTDOOR SPORTS STRATEGY

---

### *Mini Track*

A 'mini track' features a 140m four lane oval track with a six lane 60m sprint, as well as accompanying shot put and jumping provision. An advantage to a mini track design is it leaves a large space in the centre of the oval track to be used for either various field events such as long jump/ triple jump, or alternatively it can be used for other sports such as football pitches or an outdoor gym. Mini track sites also feature a new design of shot put practice areas in which it flattens a natural slope and athletes throw into a hill allowing for the put to roll back to the participant thus reducing time spent retrieving the put after each throw.

### *Active Track*

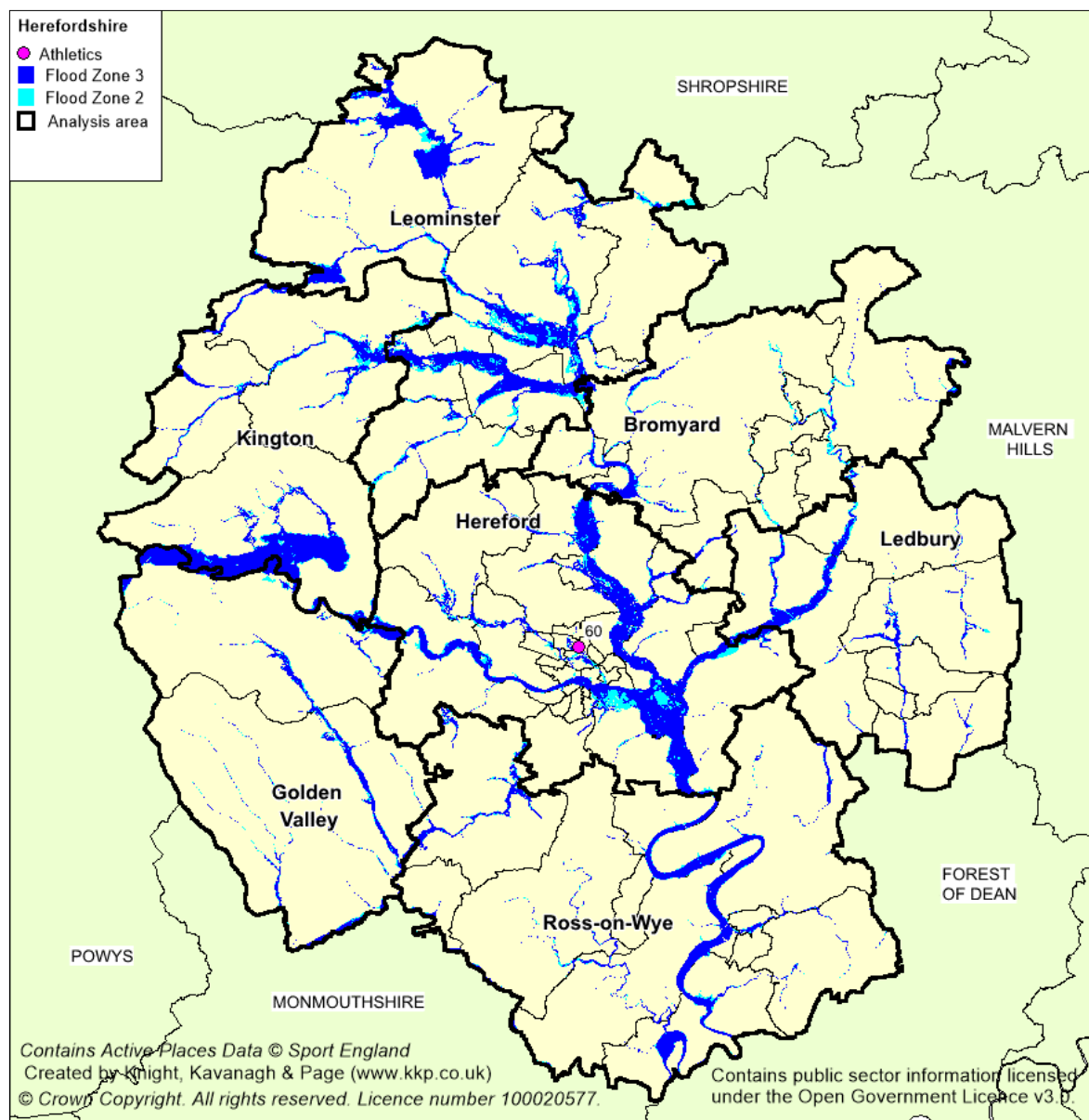
Finally, an 'active track' is a synthetic loop with no fixed shape or distance (similar to a formula one circuit), in which a track is drawn to fit its natural surroundings such as an existing park or school field. This is installed at sites where a 400m oval would not be feasible as it allows for adaptations to the shape in order to suit land in its current state.

Although noted considered to be an affordable solution, Polytan has also developed a smart track in which magnetic integrated timing gates are built into the surface intermittently as to enable sports and exercise analysis to take place with much greater ease and precision. The athlete downloads an accompanying 'smart run' app which is then tracked by the magnetic sensors built into the track allowing for split speed analysis to take place without the need for cameras or wires. This allows for the removal of any set up time for analysts whilst also enabling several athletes to be examined simultaneously. As the magnets are embedded within the track it is also vandalism safe and will outlast the lifespan of a brand new athletics track. The installation of such provision reportedly increases the price to roughly £1.35m for a brand new 400m 'smart track.'

All abovementioned options will be considered within the Strategy & Action Plan as potential methods to reduce any evident shortfalls of provision.

# HEREFORDSHIRE COUNCIL PLAYING PITCH & OUTDOOR SPORTS STRATEGY

Figure 10.1: Location of athletics tracks in Herefordshire



## Management

There is one 400 metre track which is owned by Herefordshire Council and overseen by Halo Leisure on its behalf. At present all clubs accessing tracks pay an annual rent.

## Quality

The quality of athletics provision across Herefordshire have been assessed via a combination of site visits (using non-technical assessments as determined by the England Athletics<sup>57</sup>) and user consultation to reach and apply an agreed rating as follows:

- ◀ Good
- ◀ Standard
- ◀ Poor

<sup>57</sup> See Appendix 2 for the non-technical assessment for football pitches

# HEREFORDSHIRE COUNCIL

## PLAYING PITCH & OUTDOOR SPORTS STRATEGY

The percentage parameters used for the non-technical assessments were as follows: Good (>80%), Standard (50-80%), Poor (<50%). The final quality ratings assigned to the sites also take into account the user quality ratings gathered from consultation.

Maintaining track court quality is an important aspect of athletics and therefore the non-technical assessment assesses several factors which evidence court quality. The criteria for the non-technical assessment consists of; court surface grip underfoot, damage to the track surface, line markings, track edging, disability access, adequate landing areas, quality of the throwing areas, throwing cages, take off boards. For the full assessment criteria, please refer to Appendix Two.

The one athletics track in Herefordshire at Hereford Leisure Centre is rated as poor quality.

*Table 10.2: Summary of athletics track quality*

Analysis area	Site	Site ID	Post code	Year built	Year refurbished	Track surface	Track quality
Hereford	Hereford Leisure Centre	60	HR4 9UD	1988	2006	Synthetic	Poor

During consultation it was reported that Halo Leisure is currently working towards a track replacement in the coming months. Halo Leisure is looking for local clubs to support the funding of the track as it states it currently does not have the resources to fund the entire project. Hereford AC as began a project to raise funds in order to support Halo Leisure with the development and resurfacing of the track.

### *Flooding*

Hereford Leisure Centre is located on a flood zone. Sport England has produced a set of information for clubs that have been affected by adverse weather in England<sup>58</sup>. Sport England, when necessary, can also offer various funding options for clubs that have been affected by flooding.

### *TrackMark<sup>59</sup>*

TrackMark is UK Athletics' quality assurance scheme for outdoor track and field athletics facilities. A venue that achieves TrackMark is recognised by UK Athletics as having well managed, compliant facilities that are accessible to participants of all abilities. From 2021, venues that actively choose not to pursue accreditation are not eligible to apply for a competition licence at any level.

The track at Hereford Leisure Centre is currently working towards TrackMark status, although the cage on site is considered non-compliant.

### **Sports lighting**

The track at Hereford Leisure Centre is currently supported with sports lighting.

### **Ancillary facilities**

The ancillary provision support athletics use at Hereford Leisure is considered to be of standard quality with no particular issues raised during consultation.

<sup>58</sup> <https://www.sportengland.org/how-we-can-help/facilities-and-planning/sustainability>

<sup>59</sup> <https://www.uka.org.uk/about/what-we-do/facilities/>

# HEREFORDSHIRE COUNCIL PLAYING PITCH & OUTDOOR SPORTS STRATEGY

## 10.3: Demand

### Club demand

Within the Authority there are three track and field clubs which access athletics tracks. Membership of these clubs, where known, currently equates to 113 in total. The table below summarises club membership in Herefordshire.

Table 10.3: Summary of track and field club membership

Name of club	Home site	Number of members			
		Senior male	Senior female	Juniors	Total
Hereford Couriers	Hereford Leisure Centre	-	-	-	<b>207</b>
Hereford & County AC	Hereford Leisure Centre	4	6	103	<b>113</b>
Ghost Runners	Hereford Leisure Centre				
Wye Valley Runners	Hereford Leisure Centre	-	-	-	-
<b>Total</b>		4	6	103	<b>113</b>

Hereford & County AC trains twice a week at Hereford Leisure Centre and regularly meets at the track throughout the summer. In comparison Hereford Couriers Running Club uses the track at Hereford Leisure Centre pm Tuesdays, Wednesdays and Thursdays at 18:30 to 19:30. Wye Valley Runners also use the facilities at Hereford Leisure Centre on Monday and Wednesday evenings.

### Other demand

#### Run Together

Run Together is an official England Athletics recreational running project which aims to get the whole nation running. Its aim is to provide fun, friendly, supportive, and inclusive running opportunities for everyone, regardless of ability and availability. It believes that running is more fun and easier to become part of a lifestyle when shared with others.

A key focus for England Athletics is increasing demand for participation in initiatives such as Run Together, meaning this could be further targeted moving forward, especially given the number of other clubs that could be involved. There are a number of groups across Herefordshire which are part of this programme.

#### Parkrun

Parkrun is a series of 5k runs held on Saturday mornings in areas of open space around the UK, with 1,063 events now operating across the Country. They are open to all, free, and are safe and easy to take part in. Runners must first register online to access a printed barcode which gives them access to all Parkrun events.

Table 12.2: Summary of Park Runs/Junior Park Runs in Herefordshire

Location	Postcode	Event	Number of events	Average attendance
Hereford Leisure Centre	HR4 9UD	Park Run	318	161
		Junior	4	53
Ross-on-Wye Sports Centre	HR9 6AD	Park Run	65	107

# HEREFORDSHIRE COUNCIL PLAYING PITCH & OUTDOOR SPORTS STRATEGY

## *Couch to 5k*

Couch to 5k is a national health initiative promoted by the National Health Service (NHS) to encourage absolute beginners get into running as part of establishing and maintaining an active and healthy lifestyle including regular exercise.

The plan consists of three runs per week and a day of rest in between, with a different schedule for each of the nine weeks to completion. It starts with a mix of running and walking, to gradually build up fitness and stamina, to create realistic expectations and a sense of achievability to encourage participants to stick with it. The end goal of the plan is for the participant to be able to run 5k.

Through the Couch to 5k plan the NHS particularly promotes the health benefits of running and regular exercise which underpin the initiative, such as improved heart and lung health, weight loss and possible increases in bone density which can help protect against bone diseases such as osteoporosis. This also includes mental benefits of running through goal setting and challenge setting, which can help boost confidence and self-belief. Furthermore, running regularly has been linked to combating depression.

It is believed that an increase in people running through the Couch to 5k plan may increase interest and possibly have a knock-on effect of leading to increased demand at running groups and clubs as people may wish to continue develop their running further.

## ***Latent demand***

Sport England's Segmentation Tool enables analysis of 'the percentage of adults that would like to participate in cycling but are not currently doing so'. The tool identifies latent demand of 3,958 people who would like to participate in the sport within Herefordshire.

As seen in the table below in comparison to its neighbouring local authorities, Herefordshire has a reasonably high amount of latent demand for athletics, mainly due to its large geographical size and population density. Please note that segmentation data surrounding Monmouthshire and Powys is unavailable as they are located in Wales.

*Table 11.3: Latent demand for athletics in Herefordshire and neighbouring local authorities*

<b>Neighbouring Local Authority</b>	<b>Latent demand for athletics</b>
Forest of Dean	1,774
<b>Herefordshire</b>	<b>3,958</b>
Malvern Hills	1,548
Shropshire	6,356

Notwithstanding the above, it must be noted that future and latent demand identified does not account for societal factors or changes in the way people may wish to participate in sport and cannot account for specific targeted development work within certain areas or focused towards certain groups, such as NGB initiatives or coaching within schools. For example, there is a focus for athletics to develop participation through the Run Together or Couch to 5K initiatives, which may lead to further increases in demand.

# HEREFORDSHIRE COUNCIL

## PLAYING PITCH & OUTDOOR SPORTS STRATEGY

---

### ***Future demand***

Hereford & County AC reports most of its groups are full resulting in a growing waiting list for new starters (46 people as of August 2022). The Club is limited on the numbers it can take in as it is restricted by the number of coaches it has in addition to the lack of physical space within the track. It indicates that since the Pandemic its numbers training has risen fairly quickly.

In addition, England Athletics also believes that demand is likely to increase in the future, particularly for initiatives such as Parkrun, although to what extent is difficult to quantify.

### **10.4: Supply and demand analysis**

In conclusion, there is sufficient supply of traditional athletics facilities (400m track) in Herefordshire to meet current and future demand for athletics. However, there are qualitative issues at Hereford Leisure Centre with improvements required to ensure it can continue to meet track and field club need and other uses.

It should be noted that the track at Herefordshire Leisure Centre is located within the Hereford Analysis Area with no dedicated athletics provision servicing the remaining six areas (Bromyard, Golden Valley, Kington, Ledbury, Leominster and Ross-on-Wye). Although there is not a requirement for any further traditional 400m tracks it is suggested that there is scope to create compact/mini/active provision within these areas, especially those with high levels of population density such as Leominster, Ledbury and Ross-on-Wye.

Support should also be given to activities being provided by the various running groups in Herefordshire outside of track and field clubs, as well as the events/programmes that are being held such as Parkrun and Couch to 5k, in support of wider health and wellbeing agendas and to signpost activity into clubs.

#### **Athletics summary**

- ◀ **In conclusion, there is sufficient supply of traditional athletics facilities (400m track) in Herefordshire to meet current and future demand for athletics.**
- ◀ **However, there are qualitative issues at Hereford Leisure Centre with improvements required to ensure it can continue to meet track and field club need and other uses.**
- ◀ In Herefordshire, there is one purpose-built outdoor athletics tracks. The Track is a 400-metre track located at Hereford Leisure Centre in the Hereford Analysis Area.
- ◀ The is one 400 metre track which is owned by Herefordshire Council and overseen by Halo Leisure on its behalf. At present all clubs accessing tracks pay an annual rent.
- ◀ The one athletics track in Herefordshire at Hereford Leisure Centre is rated as poor quality.
- ◀ Within the Authority there are three track and field clubs which access athletics tracks. Membership of these clubs, where known, currently equates to 113 in total.



# HEREFORDSHIRE COUNCIL PLAYING PITCH & OUTDOOR SPORTS STRATEGY

## PART 11: CYCLING AND BMX

### 11.1: Introduction

British Cycling is the national governing body for all forms of cycling. It oversees six sporting disciplines, with each having a dedicated facility type:

- ◆ Track cycling – Velodrome
- ◆ Road cycling – Closed Road Circuits
- ◆ Mountain Bike – Trails
- ◆ BMX – Race/Pump tracks
- ◆ Cycle Speedway – Cycle speedway tracks
- ◆ Cyclocross – non-dedicated, non-permanent venues

British Cycling aids in the development of all six formats, helping to safeguard those that wish to participate in a competitive and compelling environment. The popularity of cycling has increased since elite sporting success in the Olympics, Paralympics and major championships.

A number of key strategic documents in Herefordshire (Local Plan Core Strategy, Active and Healthy Herefordshire – Herefordshire’s Physical Activity Strategy and Herefordshire Council Health and Wellbeing Strategy – Be well, Keep Well, Live Well) include the importance of cycling to maintaining a healthy lifestyle and all indicate a requirement to improve the relevant infrastructure within the Authority.

#### *Consultation*

Information for cycling was gathered through online research and consultation with British Cycling.

### 11.2: Supply

Across Herefordshire there are currently two BMX pump tracks. One is located at Withington Fields, whilst the other is located at Westfaling Street Park both are located in Hereford Analysis Area.

*Table 11.1: Cycling facilities within Herefordshire*

Analysis area	Site ID	Site name	Postcode	Type of provision	Quality
Hereford	159	Westfaling Street Park	HR4 0JF	Macadam BMX Pump Track	Good
Hereford	168	Withington Fields	HR1 3PX	Dirt BMX Pump Track	Standard

#### ***Future developments***

Credenhill Parish Council reports that it has S106 monies from two housing developments within its locality to develop provision within its parish. This includes aspirations for a MUGA, BMX track and skate park, however, no in depth details have been established at this stage.

## HEREFORDSHIRE COUNCIL PLAYING PITCH & OUTDOOR SPORTS STRATEGY

Planning permission (220369) at Hereford Leisure Centre was approved, subject to conditions, to create a new 1.03km closed circuit cycle track with associated external works including perimeter fencing, learn to ride areas, skill based off road areas and perimeter lighting. The approval also includes the installation of a social hub comprising of three individual reused shipping containers with associated outdoor seating area.

The development has the backing of British Cycling, Sport England as well as the Council and Hereford City Council. The facility aims to provide people within the locality with a safe place to learn to ride/exercise in addition to contributing to several health and wellbeing benefits.

### 11.3: Demand

The table below identifies British Cycling affiliated clubs operating within Herefordshire. There are five designated clubs with the majority all of these being identified as a standard cycling club.

*Table 11.2: Summary of cycling demand across Herefordshire (where known)*

Club name	Club type	Total members
Gannet Cycling Club	Club	43
Hereford & District Wheelers	Club	175
HFD Cycling	Club	35
NFTO Cycling Club	Club	19
Ross On Wye & District Cycling Club	Club	75
<b>Total</b>		<b>347</b>

In total across Herefordshire there is a total of 347 cycling members across the five affiliated clubs.

#### *Latent demand*

Sport England's Segmentation Tool enables analysis of 'the percentage of adults that would like to participate in cycling but are not currently doing so'. The tool identifies latent demand of 8,091 people who would like to participate in the sport within Herefordshire.

As seen in the table below in comparison to its neighbouring local authorities, Herefordshire has a reasonably high amount of latent demand for cycling, mainly due to its large geographical size and population density. Please note that segmentation data surrounding Monmouthshire and Powys is unavailable as they are located in Wales.

*Table 11.3: Latent demand for cycling in Herefordshire and neighbouring local authorities*

Neighbouring Local Authority	Latent demand for cycling
Forest of Dean	3,665
<b>Herefordshire</b>	<b>8,091</b>
Malvern Hills	3,211
Shropshire	13,092

Notwithstanding the above, it must be noted that future and latent demand does not account for societal factors or changes in the way people may wish to participate in sport and cannot account for specific targeted development work within certain areas or focused towards certain groups, such as NGB initiatives or coaching within schools. For example, there is a focus by British Cycling on developing youth participation through the Go-Ride or Breeze schemes, which may lead to further increases in demand.

# HEREFORDSHIRE COUNCIL

## PLAYING PITCH & OUTDOOR SPORTS STRATEGY

---

### *Go-Ride*

Go-Ride is a British Cycling's development programme for young people. It offers a fun and safe way to introduce young people to the sport and provides a platform to improve cycling skills. People can get involved through holiday coaching programmes or through their local accredited club which allows them to sample the various disciplines of the sport. Progression is obtainable with Go-Ride Racing, offering competition for riders to transition from school or club coaching to inter club and open regional competitions.

There are no clubs offering Go-Ride programmes in Herefordshire with the nearest located in the neighbouring authority of Malvern Hills (Malvern Cycle Sport).

### *Breeze*

Breeze is a British Cycling's development programme for women. It offers three categories easy going, steady and challenging to allow women of all abilities to get involved. The programme offers exercise whilst also creating a comfortable environment to meet new people. There are no Breeze sessions within Herefordshire.

## **11.4: Supply and demand analysis**

High demand for cycling is identified within Herefordshire through identified current and latent demand. Furthermore, there are clear aspirations to develop cycling provision at Hereford Leisure Centre.

Therefore, assistance should be provided to Hereford City Council/Herefordshire Council and ambitions in establishing a dedicated cycling facility at Hereford Leisure Centre.

Consideration should also go towards improving the current cycling infrastructure within Herefordshire including the implementation of relevant cycling in any new housing developments.

### **Cycling and BMX summary**

- ◀ **High demand for cycling is identified within Herefordshire through identified current and latent demand. Furthermore, there are clear aspirations to develop cycling provision at Hereford Leisure Centre.**
- ◀ **Therefore, assistance should be provided to Hereford City Council/Herefordshire Council and ambitions in establishing a dedicated cycling facility at Hereford Leisure Centre.**
- ◀ Across Herefordshire there are currently two BMX Pump Tracks in the Authority. One is located at Withington Fields, whilst the other is located at Westfaling Street Park both of which are located in the Hereford Analysis Area
- ◀ Credenhill Parish Council reports that it has S106 monies from two housing developments within its locality to develop provision within its Parish.
- ◀ Planning permission (220369) was approved, subject to conditions, to create a new 1.03km closed circuit cycle track with associated external works including perimeter fencing, learn to ride areas, skill based off road areas and perimeter lighting.
- ◀ In total across Herefordshire there is a total of 347 cycling members across the five affiliated clubs.

# HEREFORDSHIRE COUNCIL PLAYING PITCH & OUTDOOR SPORTS STRATEGY

## PART 12: MULTI USE GAMES AREAS (MUGAs)

### 12.1: Introduction

Multi use games areas (MUGAs) are a reference to any sport or games areas which are often used for social and recreational sport in the community and are generally categorised into typologies, as seen in the table below. To qualify as a MUGA, a facility should be minimum of a five-a-side football pitch (two tennis courts) in size and be marked out for at least three sports.

Table 12.1: Types of MUGAs

Type	Surface	Characteristics	Preferred sports
Type One	Open textured porous macadam	Used for ball rebound sports. Suitable for wheelchair sports.	Tennis and netball.
Type Two			
Type Three			
Type Four	Polymeric surface over macadam base	Due to their greater shock absorbency and lower surface friction, these areas are not recommended for tennis or netball.	Football, basketball and recreational activity
Type Five	Sand based or third generation turf (3G)	Shockpad and either heavily doused with water before play or filled or dressed with sand or rubber crumb.	Formalised sports including hockey, football, American football, lacrosse and rugby.

### 12.2: Supply

Across Herefordshire there is a total of seven MUGAs with most of this provision located within the Hereford Analysis Area with five (71%). Golden Valley and Kington analysis area each accommodate one.

Table 12.2: Summary of MUGAs and basketball courts in Herefordshire

Analysis area	Number of MUGAs
Bromyard	-
Golden Valley	1
Hereford	5
Kington	1
Ledbury	-
Leominster	-
Ross-on-Wye	-
<b>Total</b>	<b>7</b>

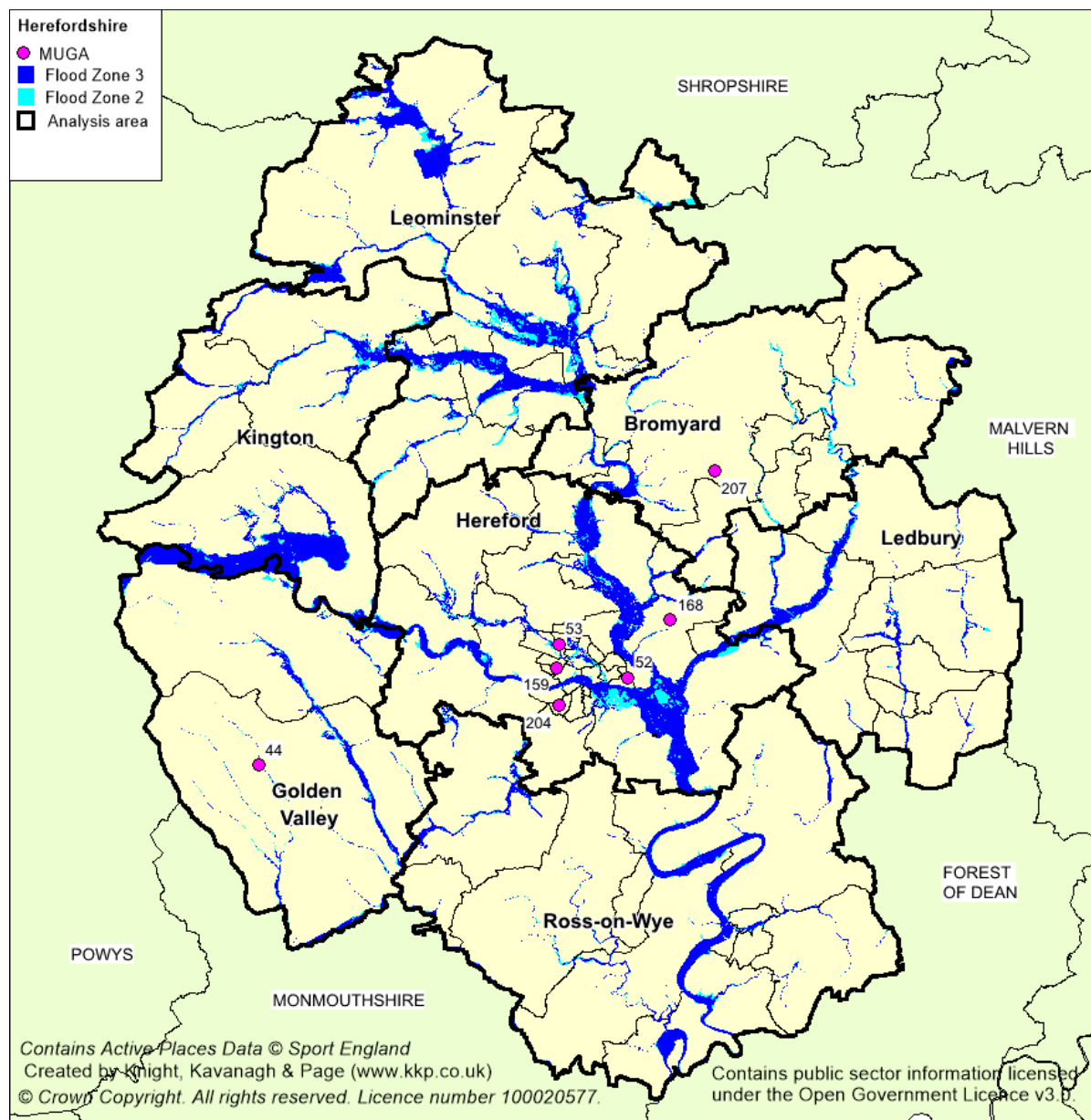
## HEREFORDSHIRE COUNCIL PLAYING PITCH & OUTDOOR SPORTS STRATEGY

Table 12.3: Summary of provision

Analysis area	Site	Site ID	Postcode	Number of courts	Surface type	Sports lighting?	Quality
Golden Valley	Escley & District Sports Pavilion	44	HR2 0JS	1	Type One/Two	Yes	Poor
Hereford	Gorsty Lane	52	HR1 1UN	1	Type One/Two	No	Poor
Hereford	Grandstand Road Park	53	HR4 9JF	1	Type One/Two	No	Poor
Hereford	Westfaling Street Park	159	HR4 0JF	1	Type One/Two	No	Poor
Hereford	Withington Fields	168	HR1 3PX	1	Type One/Two	Yes	Good
Hereford	Waterfield Road Open Space	204	HR2 7EY	1	Type One/Two	No	Poor
Kington	The Birches	207	HR6 9NG	1	Type One/Two	No	Good

# HEREFORDSHIRE COUNCIL PLAYING PITCH & OUTDOOR SPORTS STRATEGY

Figure 12.1: Location of MUGAs in Herefordshire



## Future developments

Credenhill Parish Council reports that it has S106 monies from two housing developments within its locality to develop provision within its Parish. This includes aspirations for a MUGA, BMX track and skate park, however, no in depth details have been established at this stage.

## Football Foundation PlayZones Programme

The Football Foundation, using investment from the Premier League, The FA and the Government via Sport England has released a new (2022) capital investment programme called the PlayZones Programme. This programme aims to engage with local communities across the Country to create outstanding sports and activity spaces and tackle inequalities in participation.

# HEREFORDSHIRE COUNCIL

## PLAYING PITCH & OUTDOOR SPORTS STRATEGY

---

The priority groups for the funding are:

- ◀ Lower socio-economic groups
- ◀ Disabled people with people with long term health conditions
- ◀ Women and girls
- ◀ Ethnically diverse communities

More details surrounding the aims and outcomes for the project and the requirements/stages for application can be found at: <https://footballfoundation.org.uk/playzones-programme>

In partnership with The FF, the Council is now seeking to progress a number of innovative multi use games facilities through the FF Playzone Programme. Insight from this work should be used to inform future versions of the LFFP.

In the Herefordshire LFFP, the following sites were identified for MUGA developments:

- ◀ Barons Cross (New Housing Development)
- ◀ Bartstree Playing Fields
- ◀ Hereford Leisure Pool
- ◀ Kington Recreation Ground
- ◀ Ledbury Swimming Pool
- ◀ Leintwardine Primary School
- ◀ Luctonians Sports Club
- ◀ Northholme Community Centre
- ◀ Peterchurch/Golden Valley
- ◀ Ross-on-Wye Sports Centre
- ◀ Sydonia Park
- ◀ Wigmore Leisure Centre

### **Management**

Of the seven MUGAs across Herefordshire, all are managed by the Council or local parish/town councils meaning they are open access meaning they do not need to be booked. Anecdotal evidence suggests that all MUGAs are well used in the summer months for activities such as informal football, however, can be prone to vandalism.

### **Quality**

The quality of MUGAs across Herefordshire has been assessed via a combination of site visits, undertaken in August 2022, using non-technical assessments to apply quality ratings as follows:

- ◀ Good
- ◀ Standard
- ◀ Poor

The percentage parameters used for the non-technical assessments were as follows: Good (>80%), Standard (50-80%), Poor (<50%).

In total across Herefordshire, two MUGAs are assessed as good quality, whilst five are assessed as poor quality with significant issues surrounding grip, court markings and evidence of moss/lichen, whilst one court is assessed as good quality.

# HEREFORDSHIRE COUNCIL PLAYING PITCH & OUTDOOR SPORTS STRATEGY

Table 12.4: Summary of MUGA and basketball court quality in Herefordshire

Analysis area	Good	Standard	Poor
Bromyard	-	-	-
Golden Valley	-	-	1
Hereford	1	-	4
Kington	1	-	-
Ledbury	-	-	-
Leominster	-	-	-
Ross-on-Wye	-	-	-
<b>MUGA total</b>	<b>2</b>	<b>-</b>	<b>5</b>

## Sports lighting

The presence of sports lighting is considered to encourage more demand as it enables evening use all year round. However, it is also acknowledged that it can also encourage higher levels unofficial use resulting in increased anti-social behaviour, vandalism and littering. There are two community available MUGAs with sports lighting in Herefordshire, these are at Withington Fields and Esley & District Sports Pavilion.

### 12.3: Demand

Given the open access nature of the MUGAs provided within Herefordshire, no usage data is recorded; meaning demand for access is therefore unknown.

### 12.4: Supply and demand

When looking at the locations of the current supply of MUGAs in Herefordshire it is evident that there is a lack of supply in most of the analysis areas. At present there is an evident shortfall with no provision in the Bromyard, Ledbury, Leominster and Ross-on-Wye analysis areas. Whilst there is just one facility in each of the Kington and Golden Valley analysis areas.

It is evident that there is a shortfall of facilities outside the Hereford Analysis Area. Priorities should be set on developing facilities across the Authority to ensure each analysis area has sufficient provision. These should be prioritised based on the findings from the LFFP which are still accurate.

#### Multi use games areas summary

- ◀ **There are evident shortfalls across the Authority outside of the Hereford Analysis Area.**
- ◀ Across Herefordshire there is a total of seven MUGAs.
- ◀ All MUGAs are owned and managed by the Council (including parish/town councils).
- ◀ In total across Herefordshire, five MUGAs are assessed as poor quality, whilst two are assessed as good quality.
- ◀ Given the open access nature of the MUGAs provided within Herefordshire, no usage is recorded; meaning demand for access is therefore unknown.
- ◀ When looking at the locations of the current supply of MUGAs in Herefordshire it is evident that there is a lack of supply in the majority of the analysis areas. At present there is an evident shortfall with no provision in the Bromyard, Kington, Ledbury, Leominster and Ross-on-Wye analysis areas. Whilst there is just one facility in the each of the Kington and Golden Valley analysis areas.



## PART 13: OTHER PITCH SPORTS

### 13.1: American football

American football, both contact and flag, in the UK is governed and administered by the British American Football Association (BAFA).

Adult men's contact teams play within its National Leagues (BAFANL) on Sunday afternoons and play five home fixtures per regular season with a playoff system to follow for those which qualify. Junior (U19) contact football is played as a full 11v11 format league season whilst youth (U16) contact football is played as a 5v5 format with full equipment and tackling based across a series of day tournaments as part of a festival structure.

Flag football is the fastest growing format of the game not only in Great Britain, but also across the world. Professional leagues such as the American Flag Football League (AFFL) and the newly established NFL Flag are starting to spring up. It is a high-octane, non-contact version of American football, where tackles are made by pulling off flags which all players wear on their hips.

#### ***Supply***

There is currently one American football club based in Herefordshire, Hereford Stampede which is based at Ledbury Rugby Club. The Club currently plays its home matches on the main rugby pitch onsite whilst training throughout the season the dedicated floodlit training pitches. On occasion it has accessed 3G pitches to support non-contact training demand in the winter months when the weather doesn't allow training on the grass pitches at Ledbury Rugby Club. It reports that the facilities on site at Ledbury Rugby Club are suitable for its current needs and will likely be able to support growth over the next couple of years, however, it still aspires to developed dedicated facilities.

#### *Flooding*

As mentioned in Part 5: Rugby Union, Ledbury Rugby Club is located on flood zone. Sport England has produced a set of information for clubs that have been affected by adverse weather in England<sup>60</sup>. Sport England, when necessary, can also offer various funding options for clubs that have been affected by flooding

#### *Future supply*

The Club aspires to develop dedicated pitches and facilities within the Hereford Analysis Area. It suggests that a number of players travel from the West of the Authority therefore relocating from Greyhound RFC/Hereford RUFC to Ledbury Rugby Club has added an additional 20 to 30 minutes of travel time on.

The Club is currently exploring opportunities to develop dedicated provision in the Hereford Analysis Area. The site would be developed to include a main pitch, training areas and supporting ancillary provision. It should be noted that at present this option is completely aspirational from the Club, as it reports its intention to open up conversations with relevant stakeholders in the coming months, to understand where a site could be secured.

---

<sup>60</sup> <https://www.sportengland.org/how-we-can-help/facilities-and-planning/sustainability>

# HEREFORDSHIRE COUNCIL PLAYING PITCH & OUTDOOR SPORTS STRATEGY

## **Demand**

Hereford Stampede operates one adult contact men's team and one adult women's flag team. The Club is currently recruiting for players and coaches for an Under 19 team for the 2023 season. It reports that once it establishes its Under 19 team, it will look to develop a full junior programme from Under 12 Cadets, Under 14 Youth Flag and Under 16 Youth Contact. It suggests that if it is able to fulfil its growth aspirations it is likely to require additional space and is unsure whether Ledbury Rugby Club would be able to support its full programme. It believes that if it had a full programme, it would likely be able to support a venue of its own. A summary of its current demand can be found in the table below.

*Table 13.1: Summary of Hereford Stampede's team demand*

<b>Team type</b>	<b>Training</b>
Adult Contact Men's	Wednesday 7.30pm-9.30pm Sunday 1pm-3pm
Ladies Flag Football	Sunday 11am-12.30pm
U19 Junior Contact ( <i>for the 2023 season</i> )	Likely to be Saturday/Sunday mornings

## **Conclusion**

At present, there is sufficient supply of facilities at Ledbury Rugby Club to cater for current demand. Hereford Stampede has recently relocated to the site and although this has added on 20-30 minutes drive time to a number of players, the Club reports that the site is suitable for its current needs.

The Club aspires to continue its growth and suggests that if its aspirations are achieved it would require a dedicated site. The Club is currently exploring opportunities to develop dedicated provision in the Hereford Analysis Area, which would include a main pitch, training areas and supporting ancillary facilities. Its progress should be monitored in the coming years to determine if a dedicated site will be required.

### **13.2: Croquet**

The Croquet Association is the NGB for the sport of Croquet in England. The sport is continuing to grow in popularity with over 200 clubs now registered with the Croquet Association. A full-size croquet lawn measures 32 metres by 28 metres.

## **Supply**

There are two croquet clubs in Herefordshire, Luctonians Croquet Club which plays at Luctonians Sports Club (Leominster Analysis Area), whilst Eardisley Croquet Club is based at Eardisley Tennis Club in the Kington Analysis Area.

There are two lawns at Eardisley Tennis Club, the first of the lawns was developed in 2012, when the tennis club (Eardisley TC) received a grant from Sport England to develop an additional tennis court and a croquet lawn. In comparison the second lawn was developed in Summer 2021. Both lawns are reported as good quality.

Onsite, the Club has supporting ancillary provision within a clubhouse, with male/female changing, toilets, kitchen area and social space. In addition, it has three storage huts which store maintenance and croquet equipment.

Luctonians Croquet Club has no dedicated lawns at Luctonians Sports Club, with the Club marking lawns on the cricket outfield during the summer months.

# HEREFORDSHIRE COUNCIL

## PLAYING PITCH & OUTDOOR SPORTS STRATEGY

---

### ***Demand***

Eardisley Croquet Club currently has 42 members, which the Club reports has been increasing over the last five years. Its current membership ranges in age with the majority being within the 70-80 age bracket. The Club is open to new members and suggests due to development of second lawn it has the space and facilities to support growth. It currently runs sessions from 2pm-5pm on Monday and Thursdays (Golf Croquet) and 2pm-5pm on Wednesdays (Association Croquet).

Luctonians Croquet Club currently has membership of *circa* 10 and runs club sessions on Tuesdays from 10.30am.

### ***Conclusion***

At present it is considered that there is sufficient supply of provision to cater for current and future demand.

### **13.3: Lacrosse**

English Lacrosse (EL) is responsible for the governance and administration of lacrosse nationwide. Men's and women's lacrosse is played on different pitches with different field dimensions. The season runs from September to March. Match play is permitted to take place on grass, sand based and 3G surface pitches.

### ***Supply and demand***

There is no lacrosse club Herefordshire, the nearest club is Tribe LC which is located in Malvern Hills around a 40-minute drive from Hereford City Centre. Tribe LC is based at Malvern St James Girls School. There are two lacrosse pitches that are located at the school and used for both training and matches by Tribe LC. The Club also play indoor tournaments at centralised venues. It has access to ancillary facilities onsite at the school, including changing rooms and toilets.

Tribe LC is a women's and girls' lacrosse club, whilst the nearest men's club is located in Cheltenham. Cheltenham LC state on its club website that players often travel from Herefordshire to play. Cheltenham LC is located around a 60-minute drive from Hereford City Centre.

There are no known aspirations to develop Lacrosse within Herefordshire.

### **13.4: Skateparks**

Skateboarding is an action sport which involves riding and performing tricks using a skateboard. It made its Olympic debut at the 2020 Tokyo Olympics, which has helped to significantly boost the profile of the sport in the United Kingdom. Since the 1970's, skate parks have been constructed specifically for use by skateboarders, freestyle BMXers, aggressive skaters, and most recently, scooters. This type of activity appeals predominantly to young males; c.95% in the 14-30 years old bracket. It is important to note that skateboarding does not fit the traditional membership sports organisation model, in essence skaters are individuals who want control and flexibility over their activities, and not structure and rules to follow.

## HEREFORDSHIRE COUNCIL PLAYING PITCH & OUTDOOR SPORTS STRATEGY

---

Within England the sport is governed by Skateboard GB (SBGB). This is a membership organisation with recognised NGB status. In spring 2022 SBGB secured Sport England funding of £1.82m. Furthermore, it received UK Sport funding for participation in the 2020 Tokyo Olympics and has secured further funding for the upcoming 2024 Paris Olympics.

SBGB's main functions are to provide support and membership to individual skaters, skateboarding clubs and skate schools, and to provide structure and guidelines to ensure that skating is being practiced in safe and fun environments - for everyone to enjoy.

SBGB's other key roles are to support and improve performance to enable British skaters to remain internationally competitive; to raise money; inform and educate; and allocate funds, as well as provide greater accessibility to the sport. In October 2021 it launched its Strategic Plan (2021-2033). Its vision is that by 2033: "we will be celebrate and champion everything that is positive about skateboarding's heritage and culture and work with the Skateboarding community to develop more opportunities and better environments to Skate. We will inspire future generations of skateboarders as a result of success on the world stage".

This strategy vision is underpinned by four main guiding principles:

- ◆ Skateboarders will be at the heart of everything we do, influencing every decision we make and the way in which we conduct ourselves.
- ◆ We will act decisively and transparently – we will talk with and listen to the Skateboarding community & stakeholders and be insight driven.
- ◆ As a modern and progressive organisation we will look to incorporate innovation and technology into everything we do.
- ◆ We will aim to operate on a commercially sustainable basis, delivering financially viable products and services.

The strategy highlights its aspiration for sufficient accessible indoor and outdoor safe skateable spaces to meet the needs of the whole skateboarding community. An offshoot of this will be the development of a clear Skateable Spaces Strategy. The following skateable space objectives will be set for delivery by 2025:

- ◆ Support the provision of skateable spaces
- ◆ Build insight and a strategic plan that reflects current skateboarding spaces, need and gaps and supports the provision of inclusive shareable skateable spaces in urban areas.
- ◆ Develop and build a National Centre to support grassroots and elite skateboarding, and which delivers national and international events.
- ◆ Contribute to the funding of skateable spaces.

SBGB estimates that as of 2021 there are approximately 750,000 skaters in the UK, this is based on equipment sales over a 12-month period and thus, is likely to be an under-estimate. A physical place to skate is a fundamental need for skateboarders, whether at home, in the street or at a skatepark. The flexible nature of skateboarding means there are thousands of street or DIY spots for informal skating and approximately 1,700 skateparks in the UK. Of those 75 are indoors, the rest outdoors located primary in park settings. The overall quality of skateparks is reportedly generally poor with the vast majority being owned by local authorities. SBGB reports that there are insufficient indoor skateparks of a size and standard to support the talent pathway and world class performance programme.

### **Supply**

There are five dedicated skate park facilities identified in Herefordshire at five sites, one within Bromyard Analysis Area, two within Hereford Analysis Area, one within the Leominster Analysis Area and one in Ross-on-Wye Analysis Area.

## HEREFORDSHIRE COUNCIL PLAYING PITCH & OUTDOOR SPORTS STRATEGY

Table 13.2: Summary of skate park provision

Analysis area	Site ID	Site name	Management
Bromyard	197	Bromyard Skate Park	Parish Council
Hereford	198	Newton Farm Skate Park	Community organisation
Hereford	200	Hereford Skate Park	Community organisation
Leominster	209	Weobley Recreation Ground	Parish Council
Ross-on-Wye	199	Ross-On-Wye Skate Park	Parish Council

It should be noted that Credenhill Parish Council reports that it has S106 monies from two housing developments within its locality to develop provision within its parish. This includes aspirations for a MUGA, BMX track and skate park, however, no in depth details have been established at this stage.

### Management

Of the five skate park facilities in Herefordshire, three are managed by parish/town councils at Bromyard Skate Park, Weobley Recreation Ground and Ross-on-Wye Skate Park. Newton Farm Skate Park was built and is managed by Herefordshire Housing Group. Whilst Hereford Skate Park is managed by a community project group which has raised grants and donations for the development and management structure of the site through a 'card reader' system.

### Quality

The table below summarises the quality of skate parks across Herefordshire. As shown in the table 60% of provision is rated as good quality with the remaining provision equally split between standard (20%) and poor quality (20%).

Table 13.3: Quality of skatepark quality

Analysis area	Site ID	Site name	Postcode	Floodlights	Quality assessment
Bromyard	197	Bromyard Skate Park	HR7 4TW	No	Poor
Hereford	198	Newton Farm Skate Park	HR2 7DG	No	Standard
Hereford	200	Hereford Skate Park	HR4 9UD	Yes	Good
Leominster	209	Weobley Recreation Ground	HR4 8SN	No	Good
Ross-on-Wye	199	Ross-On-Wye Skate Park	HR9 7BY	No	Good

Bromyard Skate Park is a basic facility made up from wood/composite ramps upon a tarmac base consisting of two roll-in ramps with a funbox in the middle and a rail set to one side. In comparison Newton Farm Skate Park is a concrete skatepark built in 2016 to replace original metal ramps.

Ross-on-Wye Skate Park is made up of a number of metal ramps and rails upon a tarmac base. It has recently (beginning 2022) received maintenance from the Parish Council to address essential repairs.

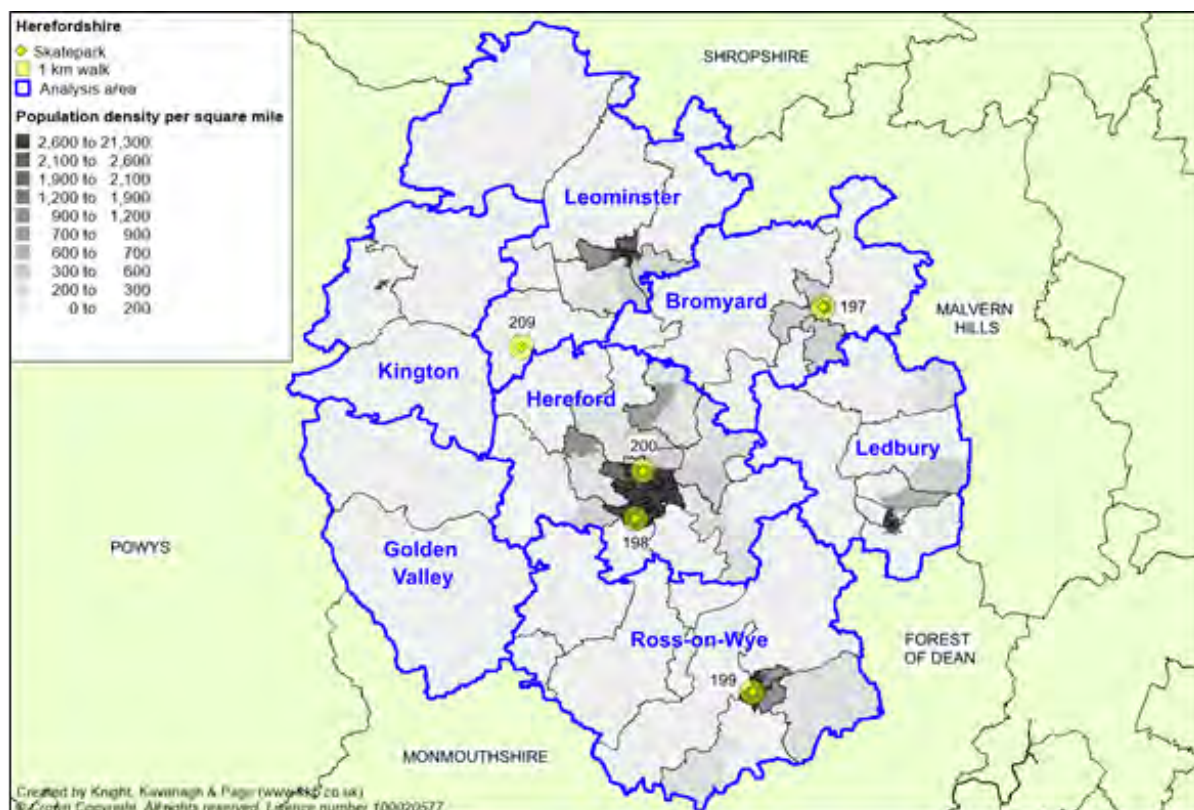
Hereford Skate Park has been purposely designed to offer users a variety of features including bowl and street sections. The area is large and is primarily made from concrete offering a smooth surface for both beginner and experienced skaters.

# HEREFORDSHIRE COUNCIL PLAYING PITCH & OUTDOOR SPORTS STRATEGY

## Flooding

It should be noted that both Hereford Skate Park and Ross-on-Wye Skate Park, due to their location, can be affected from flooding. With this being said due to the nature of the provision, being made from concrete/metal, it is not necessarily adversely impacted from flooding in comparison to grass pitches. Resulting in a quicker remediation period to bring the provision back into use following a severe flood.

Figure 13.1: Herefordshire Skateparks (1km walk catchment)



## Accessibility

Though a 700 metre walk catchment is advised by Fields in Trust accessibility standards<sup>61</sup>, this has been extended to 1km given that skateboards, BMX bikes and scooters are inherently a mode of transport and can be used to offer quicker and further travel to facilities. As can be seen in the map above, in general, skate parks are well distributed across the main settlements in Herefordshire and serve areas of a higher population density well. Hereford has two skate parks servicing its population residents whilst almost each major settlement is identified as being able to easily access provision within the 1km walking catchment. Both Ledbury and Leominster are, however, identified as lacking skate park provision in areas which are most highly populated.

## Conclusion

It is evident that Herefordshire has a good supply of skate park provision in high population density areas. Issues remain with the quality of provision with skate parks at Bromyard Skate Park and Newton Farm Skate Park, Further investigation is required in Ledbury and Leominster to establish if demand exists for additional skate park provision to be provided.

<sup>61</sup> <http://www.fieldsintrust.org/Upload/toolkit/pdfs/Guidance-for-Outdoor-Sport-and-Play-Oct-2015.pdf>

# HEREFORDSHIRE COUNCIL PLAYING PITCH & OUTDOOR SPORTS STRATEGY

## 13.5: Rugby league

The Rugby Football League (RFL) is the governing body for rugby league in England. It administers the England national rugby league team, the Challenge Cup, Super League and the championships which form the professional and semi-professional structure of the game in the UK.

Most community club rugby league is now played through the summer season (from February to October). However, rugby league is considered as a winter season sport within schools, colleges and universities and therefore pitch provision for matches and training is required through the winter months.

There is currently no provision for rugby league in Herefordshire. Further to this, there is no known rugby league club based in the Authority. However, there are three clubs which located in neighbouring authorities which currently offer rugby league activity: Gloucestershire All Golds (Gloucester), Worcester Jaguars (Worcester) and Cheltenham Phoenix (Cheltenham). It is anticipated that any residents within Herefordshire are likely to travel to one of the above teams to access rugby league activity.

## 13.6: Rounders

Rounders England is the national governing body for the sport of rounders in England. Its key role is to co-ordinate a development network, working through local delivery partners that provides a pathway and opportunities for aspiring players to progress to whatever level of play is right for them. In addition, it provides information about the game, run coaching and umpiring courses, tournaments, sell resources and promote the sport at all levels. Its mission is to 'Connect People through Rounders' and get more people from any background playing rounders, more often.

Luctonians Sports Club operates the Luctonians Rounders League, which started operating in 2010. The League takes place at Luctonians Sports Club on Thursday Evenings from 6.30pm-8.30pm.

### Supply

There are seven rounders pitches across three sites in Herefordshire. The three pitches at Luctonians Sports Club are marked on the cricket outfield, which is regularly maintained with the grass cut short for cricket, which also benefits rounders allowing the ball to run.

Table 13.4: Summary of rounders pitches in Herefordshire

Analysis area	Site name	Site ID	Number of pitches	Quality rating
Hereford	Hereford Leisure Pool	61	1	Standard
Hereford	The Bishop of Hereford's Bluecoat School (Hampton Dene Playing Fields)	138	3	Good
Leominster	Luctonians Sports Club	88	3	Good

Of the three sites with rounders pitches, one is Council (Hereford Leisure Pool) one is education (The Bishop of Hereford's Bluecoat School) with the remaining owned and managed inhouse by the overarching sports club onsite (Luctonians Sports Club).

# HEREFORDSHIRE COUNCIL PLAYING PITCH & OUTDOOR SPORTS STRATEGY

---

## ***Demand***

There are currently 12 rounders team which play within the Luctonians Rounders League. At present, matches are played between 6.30pm-8.30pm on Thursday evenings at Luctonians Sports Club. Luctonians Rounders Club also operates a junior league/session weekly on Tuesdays from 6.30pm-8pm. The sessions are available for junior boys and junior girls between the age of 10-17.

## ***Conclusion***

Demand for rounders can be sufficiently accommodated at the current sites across Herefordshire. The Luctonians Rounders League currently makes use of a number of pitches at Luctonians Sports Club, however, not all pitches are used at once, so there is considered further room for growth.

### **Other sports summary**

#### *American football*

- ◀ There is currently one American football club based in Herefordshire, Hereford Stampede which is based at Ledbury Rugby Club.
- ◀ At present, there is sufficient supply of facilities at Ledbury Rugby Club to cater for current demand.

#### *Croquet*

- ◀ At present it is considered that there is sufficient supply of provision to cater for current and future demand.
- ◀ There are two croquet clubs in Herefordshire, Luctonians Croquet Club which plays at Luctonians Sports Club (Leominster Analysis Area), whilst Eardisley Croquet Club is based at Eardisley Tennis Club in the Kington Analysis Area.

#### *Lacrosse*

- ◀ There are no known aspirations to develop Lacrosse within Herefordshire.

#### *Skate parks*

- ◀ It is evident that Herefordshire has a good supply of skatepark provision in high population density areas. Issues remain with the quality of provision with skateparks at Bromyard Skate Park and Newton Farm Skate Park, Further investigation is required in Ledbury and Leominster to establish if demand exists for additional skatepark provision to be provided.
- ◀ In total 60% of provision is rated as good quality with the remaining provision equally split between standard (20%) and poor quality (20%).
- ◀ There are five dedicated skatepark facilities identified in Herefordshire at five sites, one within Bromyard Analysis Area, two within the Hereford Analysis Area, One within the Leominster Analysis Area and one in the Ross-on-Wye Analysis Area.

#### *Rugby league*

- ◀ There is currently no provision for rugby league in Herefordshire. Further to this, there is no known rugby league club based in the Authority.

#### *Rounders*

- ◀ Luctonians Sports Club operates the Luctonians Rounders League, which started operating in 2010.
- ◀ There are seven rounders pitches across three sites (Hereford Leisure Pool / The Bishops of Hereford's Bluecoat School/Lunctonians Sports Club) in Herefordshire.
- ◀ There are currently 12 rounders team which play within the Luctonians Rounders League.



### APPENDIX 1: SPORTING CONTEXT

The following section outlines a series of national, regional and local policies pertaining to the study and which will have an important influence on the Strategy.

#### National context

The provision of high quality and accessible community outdoor sports facilities at a local level is a key requirement for achieving the targets set out by the Government and Sport England. It is vital that this strategy is cognisant of and works towards these targets in addition to local priorities and plans.

#### ***Department of Media Culture and Sport Sporting Future: A New Strategy for an Active Nation (2015)***

The Government published its strategy for sport in December 2015. This strategy confirms the recognition and understanding that sport makes a positive difference through broader means and that it will help the sector to deliver five simple but fundamental outcomes: physical health, mental health, individual development, social and community development and economic development. In order to measure its success in producing outputs which accord with these aims it has also adopted a series of 23 performance indicators under nine key headings, as follows:

- ◀ More people taking part in sport and physical activity.
- ◀ More people volunteering in sport.
- ◀ More people experiencing live sport.
- ◀ Maximising international sporting success.
- ◀ Maximising domestic sporting success.
- ◀ Maximising domestic sporting success.
- ◀ A more productive sport sector.
- ◀ A more financially and organisationally sustainable sport sector.
- ◀ A more responsible sport sector.

#### ***Sport England: Uniting the Movement 2021***

Sport and physical activity has a big role to play in improving the physical and mental health of the nation, supporting the economy, reconnecting communities and rebuilding a stronger society for all. From this notion, Sport England has recently released its new strategy, Uniting the Movement, its 10-year vision to transform lives and communities through sport and physical activity.

It seeks to tackle the inequalities long seen in sport and physical activity. Providing opportunities to people and communities that have traditionally been left behind, and helping to remove the barriers to activity, has never been more important.

There are three key objectives to the Strategy:

- ◀ Advocating for movement, sport and physical activity.
- ◀ Joining forces on five big issues
- ◀ Creating the catalyst for change

In particular, the five big issues are identified where the greatest potential is seen for preventing and tackling inequalities in sport and physical activity. Each one is a building block that, on its own, would make a difference, but together, could change things profoundly:

## HEREFORDSHIRE COUNCIL PLAYING PITCH & OUTDOOR SPORTS STRATEGY

---

**Recover and reinvent:** Recovering from the biggest crisis in a generation and reinventing as a vibrant, relevant and sustainable network of organisations providing sport and physical activity opportunities that meet the needs of different people.

**Connecting communities:** Focusing on sport and physical activity's ability to make better places to live and bring people together.

**Positive experiences for children and young people:** Unrelenting focus on positive experiences for all children and young people as the foundations for a long and healthy life.

**Connecting with health and wellbeing:** Strengthening the connections between sport, physical activity, health and wellbeing, so more people can feel the benefits of, and advocate for, an active life.

**Active environments:** Creating and protecting the places and spaces that make it easier for people to be active.

The specific impact of the Strategy will be captured through programmes funded, interventions made, and partnerships forged. For each specific area of action, a set of key performance indicators will be developed. This hybrid approach will help evidence the overall progress being made by all those involved in supporting sport and physical activity.

### **National Planning Policy Framework (updated 2021)**

The National Planning Policy Framework (NPPF) sets out planning policies for England. It details how these changes are expected to be applied to the planning system. It also provides a framework for local people and their councils to produce distinct local and neighbourhood plans, reflecting the needs and priorities of local communities.

The NPPF states the purpose of the planning system is to contribute to the achievement of sustainable development. It identifies that the planning system needs to focus on three themes of sustainable development: economic, social and environmental. A presumption in favour of sustainable development is a key aspect for any plan-making and decision-taking processes. In relation to plan-making the NPPF sets out that Local Plans should meet objectively assessed needs.

The 'promoting healthy communities' theme identifies that planning policies should be based on robust and up-to-date assessments of the needs for open space, sports and recreation facilities and opportunities for new provision. Specific needs and quantitative or qualitative deficiencies or surpluses in local areas should also be identified. This information should be used to inform what provision is required in an area.

As a prerequisite the NPPF states existing open space, sports and recreation buildings and land, including playing fields, should not be built on unless:

- ◀ An assessment has been undertaken, which has clearly shown that the open space, buildings or land is surplus to requirements.
- ◀ The loss resulting from the proposed development would be replaced by equivalent or better provision in terms of quantity and quality in a suitable location.
- ◀ The development is for alternative sports and recreational provision, the needs for which clearly outweigh the loss.

In order for planning policies to be 'sound' local authorities are required to carry out a robust assessment of need for open space, sport and recreation facilities.

# HEREFORDSHIRE COUNCIL

## PLAYING PITCH & OUTDOOR SPORTS STRATEGY

---

### ***The FA National Football Facilities Strategy (2018-28)***

The Football Association's (FA) National Football Facilities Strategy (NFFS) provides a strategic framework that sets out key priorities and targets for the national game (i.e., football) over a ten-year period.

The Strategy sets out shared aims and objectives it aims to deliver on in conjunction with The Premier League, Sport England and the Government, to be delivered with support of the Football Foundation.

These stakeholders have clearly identified the aspirations for football to contribute directly to nationally important social and health priorities. Alongside this, the strategy is clear that traditional, affiliated football remains an important priority and a core component of the game, whilst recognising and supporting the more informal environments used for the community and recreational game.

Its vision is: *"Within 10 years we aim to deliver great football facilities, wherever they are needed"*

£1.3 billion has been spent by football and Government since 2000 to enhance existing football facilities and build new ones. However, more is needed if football and Government's shared objectives for participation, individual well-being and community cohesion are to be achieved. Nationally, direct investment will be increased – initially to £69 million per annum from football and Government (a 15% increase on recent years).

The NFFS investment priorities can be broadly grouped into six areas, recognising the need to grow the game, support existing players and better understand the different football environments:

- ◀ **Improve 20,000 Natural Turf pitches**, with a focus on addressing drop off due to a poor playing experience;
- ◀ **Deliver 1,000 3G AGP 'equivalents'** (mix of full size and small sided provision, including MUGAs - small sided facilities are likely to have a key role in smaller / rural communities and encouraging multi-sport offers), enhancing the quality of playing experience and supporting a sustainable approach to grass roots provision;
- ◀ **Deliver 1,000 changing pavilions/clubhouses**, linked to multi-pitch or hub sites, supporting growth (particularly in women and girls football), sustainability and providing a facility infrastructure to underpin investment in coaching, officials and football development;
- ◀ **Support access to flexible indoor spaces**, including equipment and court markings, to support growth in futsal, walking football and to support the education and skills outcomes, exploiting opportunities for football to positively impact on personal and social outcomes for young people in particular;
- ◀ **Refurbish existing stock to maintain current provision**, recognising the need to address historic under-investment and issues with refurbishment of existing facilities;
- ◀ **Support testing of technology and innovation**, building on customer insight to deliver hubs for innovation, testing and development of the game.

### *Local Football Facility Plans*

To support in delivery of the NFFS, The FA has commissioned a national project. Over the next two years to 2020, a Local Football Facility Plan (LFFP) will be produced for every local authority across England. Each plan will be unique to its area as well as being diverse in its representation, including currently underrepresented communities.

## HEREFORDSHIRE COUNCIL PLAYING PITCH & OUTDOOR SPORTS STRATEGY

---

Identifying strategic priorities for football facilities across the formal, recreational and informal game, LFFPs will establish a ten-year vision for football facilities that aims to transform the playing pitch stock in a sustainable way. They will identify key projects to be delivered and act as an investment portfolio for projects that require funding. As such, around 90% of all will be identified via LFFPs. LFFPs will guide the allocation of 90% of national football investment (The FA, Premier League and DCMS) and forge stronger partnerships with local stakeholders to develop key sites. This, together with local match-funding will deliver over one billion pounds of investment into football facilities over the next 10-years.

It is important to recognise that a LFFP is an investment portfolio of priority projects for potential investment - it is not a detailed supply and demand analysis of all pitch provision in a local area. Therefore, it cannot be used as a replacement for a Playing Pitch Strategy (PPS) and it will not be accepted as an evidence base for site change of use or disposal.

A LFFP will; however, build on available/existing local evidence and strategic plans and may adopt relevant actions from a PPS and/or complement these with additional investment priorities.

### ***The FA: Time for Change Strategy (2020-24)***

The FA launched its new National Game Strategy in January 2021 which aims to 'unite the game and inspire the nation'. It will do this in two ways, by 'changing the game to maximise its impact' and by 'serving the game to deliver football for all'.

To achieve this, the strategy will focus on six Game Changer objectives, to change the fabric of the game and tackle long-term issues, to make the largest possible impact in the years ahead:

- ◀ Win a major tournament
- ◀ Service > two million through a transformed media platform
- ◀ Ensure equal opportunities for every girl
- ◀ Delivery of 5,000 quality pitches
- ◀ A game free of discrimination
- ◀ Maximise the appeal and revenue of the FA cups and BFAWSL

These are underpinned by eight Serve objectives, ensuring maintenance of brilliant business-as-usual services to support the growing and evolving needs of the game:

- ◀ Trusted, progressive regulation and administration
- ◀ Safe and inclusive football pathways and environment
- ◀ Personalised and connected learning experiences
- ◀ Maximum investment into the game
- ◀ Diverse, high-performing workforce and inclusive culture
- ◀ World class venues and events
- ◀ Strong reputation and clear brand identity
- ◀ Technology enabled and insight driven

### ***England and Wales Cricket Board (ECB) Inspiring Generations (2020-2024)***

The England and Wales Cricket Board unveiled a new strategic plan in 2019. The strategic plan aims to connect communities and improve lives by inspiring people to discover and share their passion for cricket.

# HEREFORDSHIRE COUNCIL

## PLAYING PITCH & OUTDOOR SPORTS STRATEGY

---

The plan sets out six important priorities and activities, these are:

- ◀ **Grow and nurture the core**
  - ◀ Create an infrastructure investment fund for First Class County Clubs (FCCs)
  - ◀ Introduce a new Community Investment Funding for FCCs and County Cricket Boards (CCBs)
  - ◀ Invest in club facilities
  - ◀ Develop the role of National Counties Cricket
  - ◀ Further invest in County Competitions
- ◀ **Inspire through elite teams**
  - ◀ Increase investment in the county talent pathway
  - ◀ Incentivise the counties to develop England Players
  - ◀ Drive the performance system through technology and innovation
  - ◀ Create heroes and connect them with a new generation of fans
- ◀ **Make cricket accessible**
  - ◀ Broaden crickets appeal through the New Competition
  - ◀ Create a new digital community for cricket
  - ◀ Install non-traditional playing facilities in urban areas
  - ◀ Continue to deliver South Asian Action Plans
  - ◀ Launch a new participation product, linked to the New Competition
- ◀ **Engage children and young people**
  - ◀ Double cricket participation in primary schools
  - ◀ Deliver a compelling and coordinated recreational playing offer from age five upwards
  - ◀ Develop our safeguarding to promote safe spaces for children and young people
- ◀ **Transform women's and girls' cricket**
  - ◀ Grow the base through participation and facilities investment
  - ◀ Launch centres of excellence and a new elite domestic structure
  - ◀ Invest in girls' county age group cricket
  - ◀ Deliver a girls' secondary school programme
- ◀ **Support our communities**
  - ◀ Double the number of volunteers in the game
  - ◀ Create a game-wide approach to Trust and Foundations through the cricket network
  - ◀ Develop a new wave of officials and community coaches
  - ◀ Increase participation in disability cricket

### ***The Rugby Football Union Strategic Plan (2021)***

The RFU has released its new strategic vision, which is to achieve 'a successful and thriving game across England'. The strategy can be found [here](#).

It identifies four 'Game Objectives' and four 'Driving Objectives', to form priority focuses for the strategy. It believes that these objectives will make the greatest substantive improvements to the game and investment will be aligned to these areas.

#### *Game objectives*

- ◀ **Enjoyment** – Enable positive player experiences on and off the field.
- ◀ **Winning England** – Create the best possible high-performance system for England Rugby.
- ◀ **Welfare** – Enhance players welfare to protect and support the wellbeing of players.

## HEREFORDSHIRE COUNCIL PLAYING PITCH & OUTDOOR SPORTS STRATEGY

---

- ◀ **Flourishing rugby communities** – Support clubs to sustain and grow themselves and to reflect society.

### *Driving objectives*

- ◀ **Diversity & inclusion** – Drive rugby union in England to reflect the diversity of society.
- ◀ **Understand** – Build a deep understanding of players, volunteers and fans to shape the future of the game.
- ◀ **Connect** – Connect with and grow the rugby community and create exceptional experiences.
- ◀ **Commercial & operational excellence** – Ensure a sustainable and efficient business model delivered by an inspired workforce.

A number of aims, identified as key to the achievement of these main objectives, are particularly relevant to facilities. The provision of good quality and suitable rugby union facilities will help to achieve these aims and in turn objectives:

- ◀ **Enjoyment** – Improve accessibility for women and girls across the game.
- ◀ **Enjoyment** – Make the game inclusive and attractive for 14 to 18 year olds.
- ◀ **Flourishing rugby communities** – Provide support to help clubs maximise the benefit from their facilities and assets.
- ◀ **Diversity & Inclusion** – Improve the diversity of all facets of our game and continue to create an inclusive environment for all.

### **Rugby Football League Strategic Plan 2015 – 2021**

The RFL's most recent strategy aims to establish rugby league as "a growing sport, available throughout the country, that is recognised as providing positive experience for all participants and spectators, in environments that are welcoming, inclusive, vibrant, safe and comfortable - encouraging people to return again and again, featuring:

- ◀ Financially viable and sustainable professional clubs creating stable employment opportunities, showcasing local, national and international playing talent, and leading the sport's development - and making a difference - in their own communities;
- ◀ Welcoming community clubs, putting players first, offering recreational enjoyment for children and adults alike in a safe and inclusive environment;
- ◀ A central organisation that stands out for excellence, innovation, mutual respect, integrity and inclusion that understands its role in servicing the wider sport;
- ◀ A sports that lives its values in all its decisions and actions.

This vision is underpinned by 13 core principles, including:

- ◀ **An integrated whole sport.** Each constituent part of the sport will have a responsibility to ensure the good health of the entire game;
- ◀ **Return on investment.** Investment will be targeted to ensure the sustainability of member clubs, and growth in the number and quality of players thus seeking an effective return for the game;
- ◀ **Financial parameters.** Financial distributions will be undertaken to ensure the whole of the game will move forward together;
- ◀ **Geographic expansion.** Geographic expansion of the sport should be carried out in a proportionate and sustainable manner.

# HEREFORDSHIRE COUNCIL

## PLAYING PITCH & OUTDOOR SPORTS STRATEGY

---

### ***Rugby League World Cup ‘Inspired by 2022’ Legacy Programme***

The Rugby League World Cup 2022 will develop a £10 million legacy programme with funds driven into local clubs and community projects. The government investment, delivered by Sport England, is part of RLWC 2021’s ambitious plan to grow the sport and make it more visible, engaging and welcoming to current and potential participants.

The funding will be split into large transformational community projects, such as changing room improvements and new artificial grass pitches with the remaining funding used for smaller scale initiatives such as supplying new kit and equipment to promote club and community development. The investment will focus on the following four key areas:

- ◀ Creating welcoming environments
- ◀ Encouraging participation growth
- ◀ Building community engagement
- ◀ Cultivating further investment

### ***England Hockey Strategy***

England Hockey’s Facilities Strategy can be found [here](#). Please note a new Strategy is currently being developed.

**Vision:** For every hockey club in England to have appropriate and sustainable facilities that provide excellent experiences for players.

**Mission:** More, Better, Happier Players with access to appropriate and sustainable facilities

The 3 main objectives of the facilities strategy are:

- ◀ **PROTECT: To conserve the existing hockey provision**
  - There are currently over 800 pitches that are used by hockey clubs (club, school, universities) across the country. It is important to retain the current provision where appropriate to ensure that hockey is maintained across the country.
- ◀ **IMPROVE: To improve the existing facilities stock (physically and administratively)**
  - The current facilities stock is ageing and there needs to be strategic investment into refurbishing the pitches and ancillary facilities. England Hockey works to provide more support for clubs to obtain better agreements with facilities providers & education around owning an asset.
- ◀ **DEVELOP: To strategically build new hockey facilities where there is an identified need and ability to deliver and maintain. This might include consolidating hockey provision in a local area where appropriate.**

England Hockey has identified key areas across the country where there is a lack of suitable hockey provision and there is a need for additional pitches, suitable for hockey. There is an identified demand for multi pitches in the right places to consolidate hockey and allow clubs to have all of their provision catered for at one site.

# HEREFORDSHIRE COUNCIL

## PLAYING PITCH & OUTDOOR SPORTS STRATEGY

---

### *England Netball*

In November 2021 England Netball launched a 10-year 'Adventure Strategy' for the game with a new brand identity for the organisation.

England Netball's 'Adventure Strategy' shares a purpose-led ambition for the game, to build on the momentum the sport has seen in recent years and take it to new heights for the decade ahead.

The 'Adventure Strategy' outlines the intention to:-

- ◀ accelerate the development and growth of the game at every level, from grassroots to the elite,
- ◀ elevate the visibility of the sport, and
- ◀ lead a movement to impact lives on and beyond the court.

At the heart of its purpose, England Netball, with its proud and unique female foundations, will remain dedicated to increasing opportunities for women and girls to play the game as a priority, working tirelessly to address the gender participation gap in sport that has widened since the global pandemic.

Underpinned by years of engaging with and delivering netball for female communities, the organisation pledges to understand, support and nurture women and girls more deeply at every life stage, at every age.

The organisation is also committed to opening the sport to new audiences in every community, so netball better represents the rich diversity of the country it proudly represents, and ensures the sport continues to evolve and adapt to thrive in the future, helping to create a truly inclusive sport for all where everyone can belong, flourish and soar. A recent partnership announcement with England Men's and Mixed Netball Association (EMMNA) to help develop and grow male participation in the game, supports this commitment as England Netball pledges to promote difference and embrace the opportunity to make the sport a possibility within everyone's reach.

Transforming netball for children and young people is a strategic priority to protect the future of the sport. Working with schools and policy makers to extend physical literacy within, and after the school day with a focus on netball specific provision will pave the way for greater community participation. The organisation will accelerate the expansion of its Bee Netball programme for young children, whilst supporting teens and young women to stay in the game to keep them physically active and in the game for life.

### *Facility Development*

The facility development aspirations stated within the Strategy are to:-

- ◀ Take a fresh look at the spaces required to support the sport, creating accessible places in every community to allow netball to be incorporated into how and where women and girls live their lives;
- ◀ Protect, enhance, and extend the network of homes that house the sport at a local and regional level;
- ◀ Develop an elite domestic professional competition that supports full time athletes underpinned by a world class infrastructure and environments.
- ◀ For England Netball to achieve its ambitions to make the game accessible to wider audiences and in every community, it encourages Local Authorities to adopt policies within Playing Pitch Strategies and Built Facilities Strategies that:-



## HEREFORDSHIRE COUNCIL PLAYING PITCH & OUTDOOR SPORTS STRATEGY

---

- ◀ Facilitates informal netball activity within neighbourhood multi use games areas for example by installing combined outdoor basketball and netball goals and art courts in Neighbourhood Equipped Areas for Play (NEAPs).
- ◀ Incorporates the cultural and health needs of women and girls within any designs for improved or new facilities.
- ◀ Protects and enhances netball facilities within all Primary and Secondary School environments so they offer a positive first experience of the sport for students and the wider community during out of school hours.
- ◀ Supports the installation of floodlights on outdoor courts to increase all year-round use.
- ◀ Facilitates the development of netball growth programmes, club training and competition within public leisure centres.
- ◀ Where appropriate, supports the development of netball homes and performance environments that enable local women and girls to pursue a career in netball as an elite athlete, official, coach or administrator.

### ***Tennis in Britain - LTA Strategy***

The LTA's vision for 2019 – 2023, Tennis Opened Up includes seven strategies relating to three objectives which are built around its mission 'to grow tennis by making it relevant, accessible, welcoming and enjoyable'.

#### **Objectives**

- ◀ Increase the number of fans on our database from [623,602] to [1,000,000] by 2023.
- ◀ More people playing more often;
  - Increase the number of adults playing tennis each year from [7.7% (4,018,600)] of the population to [8.5% (4,420,460)], and the frequency of adults playing tennis twice a month 2.5% 1,311,800 to 1.9% 1,500,000 by 2023.
  - The number of children playing tennis once a week from 550,000 to 700,000 (7.9% to 10% of the population) by 2023.
- ◀ Enable 5 new players to break into the top 100 by 2023 and inspire the tennis audience.

#### **Strategies**

1. Visibility -Broaden relevance and increase visibility of tennis all year round to build engagement and participation with fans and players.
2. Innovation - Innovate in the delivery of tennis to widen its appeal.
3. Investment - Support community facilities and schools to increase the opportunities to play
4. Accessibility - Make the customer journey to playing tennis easier and more accessible for anyone
5. Engagement - Engage and collaborate with everyone involved in delivering tennis in Britain, particularly coaches and volunteers to attract and maintain more people in the game.
6. Performance - Create a pathway for British champions that nurtures a diverse team of players, people and leaders.
7. Leadership - Lead tennis in Britain to the highest standard so it is a safe, welcoming, well-run sport.

### ***British Crown Green Bowling Association***

Please note there is no current facility guidance provided by British Crown Green Bowling Association responsible for crown green bowls in England.

<http://bcgba.org.uk/index.html>

## HEREFORDSHIRE COUNCIL PLAYING PITCH & OUTDOOR SPORTS STRATEGY

---

### ***Bowls England: Fit for the Future (2021-2026)***

Bowls England's Strategy 'Fit For The Future' frames an exciting course for the sport. The five-year plan has been designed with the ultimate goal of getting more people playing & enjoying bowls. It sets out its vision for the sport, how it plans to achieve its objectives and what success looks like in 2026. The priorities that will get it the target of 1 million bowls experiences per year by 2026 are:

- ◀ Building the brand of bowls by increasing focus on international & top domestic bowls, and utilizing opportunities such as Birmingham 2022 to achieve larger media coverage;
- ◀ Ensuring the sport is truly accessible to all by offering different formats of the game which suit all time constraints, as well as driving more people to clubs in new ways;
- ◀ Creating positive playing experiences for everyone who steps on the green, both for casual and competitive players, as well as growing our events calendar and introducing a Performance Pathway
- ◀ Putting volunteers first, as the lifeblood of our sport, by increasing our support for clubs in order to empower them to thrive;
- ◀ Leading the sport with purpose by developing our Governance structures, diversifying our revenue streams, and work collaboratively with all the sport's key stakeholders.

### ***England Athletics Facility Strategy (2018 – 2025)***

The purpose of this document is to set out our long term vision for athletics facilities in England. Facilities form a vital component of the overall England Athletics strategy.

The development, protection and enhancement of facilities will support our strategic plan and help England Athletics contribute to the delivery of the Department for Culture, Media and Sport's Sporting Futures: A New Strategy for Sport and Sport England's strategy Towards an Active Nation. Appropriate facilities help to attract and inspire new participants and provide the foundation and focus for a significant proportion of the England Athletics family.

The England Athletics Strategic Plan notes that the sport increasingly needs to become financially sustainable and that a business-like and innovative approach is a vital component of its future success. Facilities are fundamental, but they are also expensive to create and to maintain. The sport therefore faces a significant challenge to develop, improve and maintain facilities, most of which are currently operated and funded by third parties.

This strategy sets out a challenge to all those involved with the delivery of the sport to be innovative, and business like in the operation and development of facilities at a time of financial challenge, as it aims "To create an innovative and inspiring network of sustainable athletic facilities, with the capacity to meet both current and future demand across England".

### ***British Cycling Lead our Sports – Inspire our communities*<sup>62</sup>**

British Cycling's Strategy identifies seven key priorities for cycling before the Paris Olympics in 2024. These priorities are:

- ◀ Inspiring Performances
- ◀ Grow Communities
- ◀ Engage the Next Generation
- ◀ Flagship Events
- ◀ Cycling for Everyone
- ◀ Work Together
- ◀ Equipped for Success

---

<sup>62</sup> [British Cycling Lead our Sports](#)

## HEREFORDSHIRE COUNCIL PLAYING PITCH & OUTDOOR SPORTS STRATEGY

The seven priorities are not everything that British Cycling will do, but that can have the greatest impact over the next 36 months. The priorities are all interconnected and are cross interdependencies – achieving one strategic priority is often reliant upon achieving the other.

For each of the priorities, the Strategy sets out the measures of success:

Priority	Sub priority	Measures
Inspiring Performances	Sustain inspirational global elite cycling success	<ul style="list-style-type: none"> <li>▶ Win 10 Olympic and 15 Paralympic medals.</li> <li>▶ Creation of a development plan to support elite non Olympic and Paralympic disciplines.</li> <li>▶ Increase by 10% the number of riders in the talent pathway across ethnic communities, disability and low socioeconomic backgrounds.</li> </ul>
Grow Communities	Grow and serve our cycling communities	<ul style="list-style-type: none"> <li>▶ Diversify and grow our cycling communities.</li> <li>▶ Grow membership from 150k to 250k.</li> <li>▶ Increase affiliated clubs and groups by 20%</li> </ul>
Engage the Next Generation	Encourage more children and young people to make cycling a lifelong habit	<ul style="list-style-type: none"> <li>▶ Increase the number of children and young people in clubs or groups by 20%.</li> <li>▶ Increase by 10% the number of children and young people participating across ethnic communities, disability and low socio-economic backgrounds.</li> <li>▶ Increased awareness and perception of British Cycling in a younger audience through yearly tracking.</li> </ul>
Flagship Events	Host world class major events to excite and inspire	<ul style="list-style-type: none"> <li>▶ Achieve major event hosting targets across disciplines.</li> <li>▶ Support the legacy impact of both the 2022 Commonwealth Games and the Cycling World Championships 2023.</li> <li>▶ Increase the opportunities for British riders to perform on home soil.</li> </ul>
Cycling for Everyone	Ensure cycling is open to everyone	<ul style="list-style-type: none"> <li>▶ Put in place robust tracking and increased diversity in facilitators and governance.</li> <li>▶ 90% of our communities to believe cycling is an inclusive activity and a sport for them.</li> <li>▶ Increase participation in our sport across genders, ages, ethnicity, disability, sexual orientation and low socioeconomic backgrounds by 10%.</li> </ul>
Work Together	Work together with everyone who makes cycling happen	<ul style="list-style-type: none"> <li>▶ A 25% increase in the percentage of cycling facilitators that feel appreciated for the work they do.</li> <li>▶ Retain, grow and diversify the range of partners in line with our strategic priorities.</li> </ul>

## HEREFORDSHIRE COUNCIL PLAYING PITCH & OUTDOOR SPORTS STRATEGY

---

---

Priority	Sub priority	Measures
Equipped for Success	Deliver our strategy effectively and efficiently	<ul style="list-style-type: none"><li>100% increase in the diversity of the industries represented in the British Cycling partnership portfolio.</li><li>Grow and diversify income streams.</li></ul>

# HEREFORDSHIRE COUNCIL PLAYING PITCH & OUTDOOR SPORT STRATEGY

## APPENDIX 2: NON TECHNICAL ASSESSMENT SHEETS

### Grass football pitch non-technical assessment sheet

Non Technical Visual Quality Assessment - Football						
Please complete one form per pitch						
Site reference:			Site Name:			
6 figure grid reference			Pitch ID(s):			
Number of football pitches on site:			Pitch size:	(Adult 11v11, Youth 11v11, 9v9, 7v7 Mini, 5v5, 7v7)		
Availability			Are any other pitches marked out over this pitch?	<input type="checkbox"/>		
Weather at time of visit & date of visit			If yes, please indicate what pitches are overmarked? (i.e. one youth pitch is overmarked on a adult pitch) in Pitch Issues			
Pitch Issues:						
Assessment Criteria (please rank each of the following aspects for each pitch with an 'X' in the coloured box to the right of the chosen answer)						
Element (Gathered via a non technical site assessment)	Rating			Guidance notes	Comments	
<b>Playing surface</b>						
Grass Cover	Good >80%		Adequate 60-80%		Poor <60%	Advice is to walk through the middle of the pitch
Does the pitch meet The FA minimum size?	Yes - as per the FA recommended size		Within FA recommended guidelines		No	See size chart below for recommended dimensions
Slope of pitch (gradient and cross fall)	Flat		Moderate		Severe	
Length of grass	Good		Too long		Too short	Good 30mm-50mm, Too long 51mm plus, Too short 29mm less
Evenness of pitch	Good		Adequate		Poor	
Problem Areas: Evidence of dog fouling/glass/litter/vehicle tracks	None		Yes - some		Yes - lots	
Problem Areas: Evidence of unofficial use/damage to the surface	None		Yes - some		Yes - lots	
Problem Areas: Evidence of poor drainage	No evidence of standing water or poor drainage		Some evidence of poor drainage		Yes, poor drainage	
<b>Maintenance programme (information from maintenance schedule/grounds team/club survey)</b>						<b>Section total</b>
Grass cutting	Yes, as required		Yes, but not frequent enough		No	
Seeded	Yes, as required		Not known		No	
Aerated (per year)	Three or more times		Once/ twice		No	
Sand dressed	Within the last 12 months		Within the last 2 years		No	
Fertilised	Within the last 12 months		Within the last 2 years		No	
Weed killed	Within the last 12 months		Within the last 2 years		No	
						<b>Section total</b>
NB If none of this information is provided you should assume that only the grass is being cut and the rest of the maintenance items should be marked with the lowest score option.						
PITCH SCORE			0.0%	RATING	Poor	

# HEREFORDSHIRE COUNCIL PLAYING PITCH & OUTDOOR SPORT STRATEGY

## Rugby pitch non-technical assessment sheet

Non Technical Visual Quality Assessment - Rugby Union										
Please complete one form per pitch										
Site reference										Site Name
6 figure grid reference										Pitch ID(s)
Date of assessment										Pitch size (Senior, Mini/Midi)
Number of pitches on site										Are any other pitches marked out over this pitch?
Availability										<small>If yes, please indicate what pitches are overmarked? (i.e. one mini/ midi pitch is overmarked on a senior pitch) in Pitch Issues</small>
<small>Community Use - used, Community Use - unused, No Community Use, Available but Unused</small>										
Weather at time of visit										
General comments/observations										
<b>Assessment Criteria (please rank each of the following aspects for each pitch with an 'X' in the coloured box to the right of the chosen answer)</b>										
Qualitative information (gathered on site)	Rating					Guidance notes	Comments			
Grass Coverage	Good		Adequate		Poor		>90% = good. <80% = poor			
Size of pitch	Acceptable (between recommended minimum and maximum sizes)		Flag for further investigation (below recommended minimum size)		Unacceptable (above maximum size)		Maximum size = width 70m, goal line to goal line 100m, in goal area 22m, run offs 5m where practical. Recommended minimum size = width 68m, goal line to goal line 94m, in goal area 6m, run offs 5m where practical.			
Length of grass	Too Long		Good		Too short		Too long = >75mm. Too short = <50mm			
Problem Areas: Evidence of glass/litter/vehicle tracks/dog fouling	None		Yes - some		Yes lots					
<b>GOALPOSTS</b>										
Are goalposts installed?	Yes		No							
Is there any obvious danger on posts?	Yes		No							
Are the posts stable in the ground?	Yes		No							
Is the crossbar fixed securely?	Yes		No							
Is there evidence of rust on the posts?	Yes		No							
<b>ANCILLARY</b>										
Is the pitch floodlit?	Yes		No							
Is there changing accommodation for the pitch?	Yes		No							
Is an appropriate level of car parking available?	Yes		No							
<b>Pitch maintenance (information gathered via club survey/ pitch provider consultation) - refer to the guidance notes below</b>										
Aerated (per year)	three or more times		twice		once		never			
Sand dressed (per year)	three or more times		twice		once		never			
Fertilised (per year)	three or more times		twice		once		never			
Weed killed (per year)	three or more times		twice		once		never			
Chain harrowed	every week		fortnightly		monthly		never			
<b>Drainage</b>	Natural (inadequate) SCORE D0		Natural (adequate) SCORE D1		Pipe drained SCORE D2		Pipe and slit drained SCORE D3		Unknown SCORE D0	<b>Pitch Maintenance Score</b>
									<p><b>Natural (adequate)</b> = 3 or less training/match cancellations per season</p> <p><b>Natural (inadequate)</b> = 4 or more training match cancellations per season</p> <p>*Based on a <b>pipe drained</b> system at 5m centres that has been installed in the previous eight years</p> <p>**Based on a <b>slit drained</b> system at 1m centres completed in the previous five years.</p>	

# HEREFORDSHIRE COUNCIL PLAYING PITCH & OUTDOOR SPORT STRATEGY

## Cricket non-technical assessment

Element	Rating			Guidance notes	Comments (use the guidance notes to help complete)
<b>About the cricket outfield</b>					
Grass coverage	Good	Acceptable	Poor	Check falls below the ECD basic standard	
Length of grass	Good	Acceptable	Poor	Ideally 12mm - 25mm	
Evenness	Even		Uneven	Ball should run without deviation or ramp	
Evidence of Dog fouling/glass/stones/litter?	None	Yes	Immediate action required	May also wish to refer to water survey. If yes, refer to water/safety manager	
Evidence of Unofficial use?	None	Yes	Immediate action required	eg informal, casual use, unbooked use, kids kickabout etc. May also wish to refer to water survey. If yes, refer to water/safety manager	
Evidence of Damage to surface?	None	Yes	Immediate action required	eg from straggled animals - rabbit, gulls and ferals etc may also wish to refer to water survey	
<b>Artificial wickets</b>					
Is the wicket and surrounds married in	Yes	No		There should be no trip points	
Evenness of wicket	Even	Uneven		There should be no scalars in surface levels	
Stump holes	Yes	No		Should be no wider than a standard cricket ball	
Moss or materials in the surface	Yes	No		There should be none	
Rips or surface lifting	Yes	No		If "yes" contact site manager	
Surface worn in high traffic areas - creases	Yes	No		If "yes" contact site manager	
Hardness - does the ball rebound when thrown straight down?	Yes	No			
<b>Grass wickets</b>					
Presence of line markings	Yes	No			
Evidence of rolling - is wicket smooth and uniform	Yes	No			
Evidence of straight cut and height	Yes	No		3mm or more wicket width/12mm oval of square	
Evidence of repair work on old wickets	Yes	No			
Grass coverage (square and wickets)	Yes	No		Check falls below the ECD basic standard	
Hardness - does a cricket ball thrown straight down into the surface rebound?	Yes	No			
<b>Changing/ Pavilion</b>					
Umpires provision	Yes	No			
Toilets	Yes	No			
Hot/cold water	Yes	No			
Heating	Yes	No			
Condition of building	Good	Acceptable	Requires attention		
<b>NTP</b>					
Is the wicket and surrounds married in (no trip points)	Yes	No			
Evenness of wicket (no contours in surface levels)	Even	Uneven			
Stump holes (no wider than a standard cricket ball)	Yes	No			
Moss or materials in the surface (should be none)	Yes	No			
No rips or surface lifting	Yes	No			
Surface worn in high traffic areas - crease	Yes	No			
Hardness - does the ball rebound when thrown straight down	Yes	No			
Is the steel frame/posts upright?	Yes	No			
Are steel cross members detached?	Yes	No			
Are all posts and net fixings in place?	Yes	No			
Can a ball pass through any part of the netting?	Yes	No			
Is appropriate safety/supervisory signage present?	Yes	No			

# HEREFORDSHIRE COUNCIL PLAYING PITCH & OUTDOOR SPORT STRATEGY

## Artificial grass pitches non-technical assessment (including third generation turf pitches)

Non Technical Visual Quality Assessment - Artificial grass pitches									
Site reference			Site Name						
6 figure grid reference			Pitch ID						
Number of AGPs on site			Pitch size	Full (i.e., 100m x 60m)			Half (i.e., 60m x 40m)		
Availability			Community Use - used, Community Use - unused, No Community Use, Available but Unused						
Type of pitch	Long Pile 3G (65mm with shock pad)		Medium Pile 3G (55-60mm)		Short Pile 3G (40mm)				
	Sand Dressed		Sand Filled		Water based				
<b>Assessment Criteria</b> (please rank each of the following aspects for each pitch with an 'X' in the coloured box to the right of the chosen answer)									
Element	Rating						Guidance notes	Site comments	
Age of Surface	less than 2 years		2-5 years		5-10 years		over 10 years		
Evidence of moss/lichen (all surfaces)	None		Yes - some		Yes - lots				
Loose gravel (macadam surface)	None		Yes - some		Yes - lots				
Holes or rips in surface (macadam, art. grass or polymeric surfaces)	None		Yes - some		Yes - lots				
Grip underfoot	Good		Adequate		Poor				
Line markings - quality	Good		Adequate		Poor				
Problem Areas: Evidence of Glass/ stones/ litter	None		Yes - some		Yes - lots				
Problem Areas: Evidence of inappropriate use	None		Yes - some		Yes - lots				
Problem Areas: Evidence of damage to surface	None		Yes - some		Yes - lots		If no evidence, assume none.		
Access for disabled players. i.e.: ramps onto courts, width of gates	Good		Adequate		Poor				
Condition of posts/ nets/ goals	Good		Adequate		Poor				
Surrounding fencing	Good		Adequate		Poor				
Adequate safety margins (w here appropriate)	Yes - fully		No- but adequate		No - not adequate				
Is the AGP floodlit?	Yes		No						
Is the AGP left open at all times?	Yes		No						
Are there dug outs?	Yes		No						
Are there youth shelters/spectator seating around AGP?	Yes		No						
Is there changing accommodation for the AGP?	Yes		No						
Maximum score	93	Scoring:	Poor <=50	Total Score	0	Potential Rating	Poor		
			Standard 51-79						
			Good 80+						







# HEREFORDSHIRE COUNCIL PLAYING PITCH & OUTDOOR SPORT STRATEGY

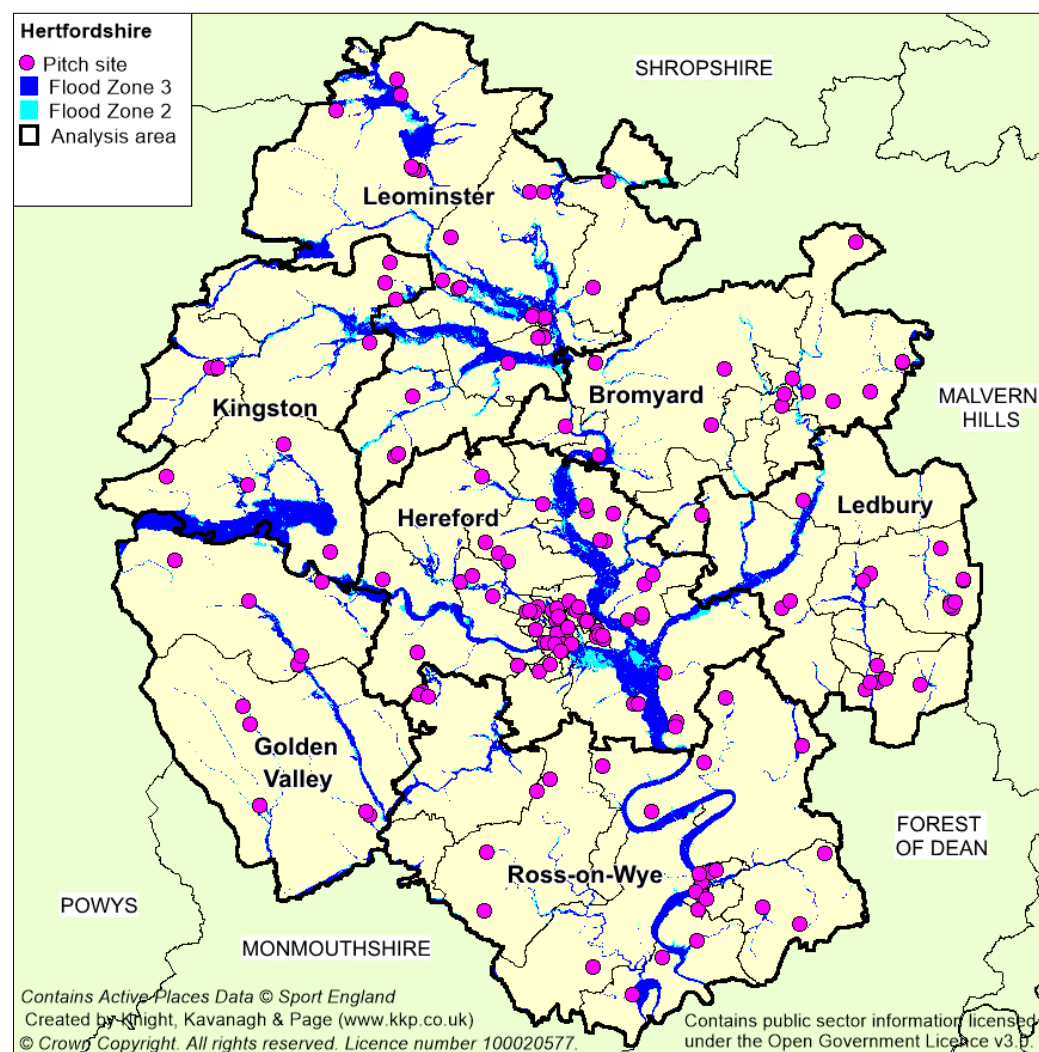
## Athletics non-technical assessment

Non Technical Visual Quality Assessment - Athletics Tracks							
KKPref	<input type="text"/>						
Site name:	<input type="text"/>						
Track surface	<input type="text"/>	Grass, polymeric, cinder, other specify	Specify If 'Other' <input type="text"/>				
No. of Lanes	<input type="text"/>	Length of track:	<input type="text"/>	Community Use:	<input type="text"/>		
<b>Assessment Criteria (please rank each of the following aspects for each track with an 'X' in the coloured box to the right of the chosen answer)</b>							
Element	Rating						Comments
<b>About the track facilities</b>							
Damage to the track surface	None	<input type="checkbox"/>	Yes - some	<input type="checkbox"/>	Yes - lots	<input type="checkbox"/>	
Grip underfoot	Good	<input type="checkbox"/>	Adequate	<input type="checkbox"/>	Poor	<input type="checkbox"/>	
Line markings - quality	Good	<input type="checkbox"/>	Adequate	<input type="checkbox"/>	Poor	<input type="checkbox"/>	
Track edging	Good	<input type="checkbox"/>	Adequate	<input type="checkbox"/>	Poor	<input type="checkbox"/>	
Disabled access	Good	<input type="checkbox"/>	Adequate	<input type="checkbox"/>	Poor	<input type="checkbox"/>	
Problem Areas: Evidence of Glass/ stones/ litter	None	<input type="checkbox"/>	Yes - some	<input type="checkbox"/>	Yes - lots	<input type="checkbox"/>	
Floodlighting	Yes	<input type="checkbox"/>	No	<input type="checkbox"/>			
Is the track fenced?	Yes	<input type="checkbox"/>	No	<input type="checkbox"/>			
<b>Facilities</b>							
Surface of run ups - long/triple jump, high jump	Good	<input type="checkbox"/>	Adequate	<input type="checkbox"/>	Poor	<input type="checkbox"/>	
Adequate landing areas - jumps	Good	<input type="checkbox"/>	Adequate	<input type="checkbox"/>	Poor	<input type="checkbox"/>	
Adequate safety margins	Yes - fully	<input type="checkbox"/>	No-but adequate	<input type="checkbox"/>	No-not adequate	<input type="checkbox"/>	
Take off boards	Good	<input type="checkbox"/>	Adequate	<input type="checkbox"/>	Poor	<input type="checkbox"/>	
Landing mats	Yes	<input type="checkbox"/>	No	<input type="checkbox"/>			
Surface of throwing areas - shot, discuss, hammer	Good	<input type="checkbox"/>	Adequate	<input type="checkbox"/>	Poor	<input type="checkbox"/>	
Adequate safety margins - throws	Good	<input type="checkbox"/>	Adequate	<input type="checkbox"/>	Poor	<input type="checkbox"/>	
Throwing cages	Yes	<input type="checkbox"/>	No	<input type="checkbox"/>			
<b>Club facilities</b>							
Access to toilets	Yes	<input type="checkbox"/>	No	<input type="checkbox"/>			
Changing accomodation	Yes	<input type="checkbox"/>	No	<input type="checkbox"/>			
Changing accomodation - quality	Good	<input type="checkbox"/>	Adequate	<input type="checkbox"/>	Poor	<input type="checkbox"/>	
Club room	Yes	<input type="checkbox"/>	No	<input type="checkbox"/>			
Car parking	Good	<input type="checkbox"/>	Adequate	<input type="checkbox"/>	Poor	<input type="checkbox"/>	
<b>General Comments</b>							
<input type="text"/>				<input type="text"/>		<input type="text"/>	
				<b>ENTER Athletics</b>		<b>Please make sure there is no filter on in sheet At_db !</b>	

# HEREFORDSHIRE COUNCIL PLAYING PITCH & OUTDOOR SPORT STRATEGY

## APPENDIX 3: FLOOD ZONE MAPPING

Figure 1.2: Map of Herefordshire playing pitch sites on flood zones



## HEREFORDSHIRE COUNCIL PLAYING PITCH & OUTDOOR SPORT STRATEGY

Table 1.2: PPS Sites on Flood Zones

PPS ID	Site	Analysis area	Flood zone 2	Flood zone 3
16	Bridge Street Sports Centre	Leominster	Yes	
39	Dorstone Playing Field	Golden Valley	Yes	
61	Hereford Leisure Pool (King George V Playing Fields)	Hereford	Yes	
74	Kington Recreation Ground	Kington	Yes	
79	Ledbury Rugby Club	Ledbury	Yes	
82	Leominster Town FC (Bridge Street Sports Park)	Leominster	Yes	
187	Castle Green	Hereford	Yes	
1	Allpay Park - Moorhouse	Hereford	Yes	Yes
11	Bosbury C of E Primary School	Ledbury	Yes	Yes
22	Broomy Hill	Hereford	Yes	Yes
36	Dales Cricket Club	Leominster	Yes	Yes
37	Dales Limited Football Club (Closed)	Leominster	Yes	Yes
56	Hereford Cathedral School Pitches	Hereford	Yes	Yes
57	Hereford City Sports Club	Hereford	Yes	Yes
60	Hereford Leisure Centre	Hereford	Yes	Yes
65	Ivington C of E Primary School	Leominster	Yes	Yes
103	Paytoe Lane Sports Ground (Closed)	Leominster	Yes	Yes
108	Riverside Primary School	Hereford	Yes	Yes
110	Ross Rowing Club	Ross-on-Wye	Yes	Yes
111	Ross Rugby Football Club	Ross-on-Wye	Yes	Yes
112	Ross-On-Wye Sports Centre	Ross-on-Wye	Yes	Yes
140	The County Ground (Herefordshire FA)	Hereford	Yes	Yes
163	Whitchurch C of E Primary School	Ross-on-Wye	Yes	Yes
172	Hereford Rugby Club	Hereford	Yes	Yes
173	Eardisley Tennis Club	Kington	Yes	Yes

## HEREFORDSHIRE COUNCIL PLAYING PITCH & OUTDOOR SPORT STRATEGY

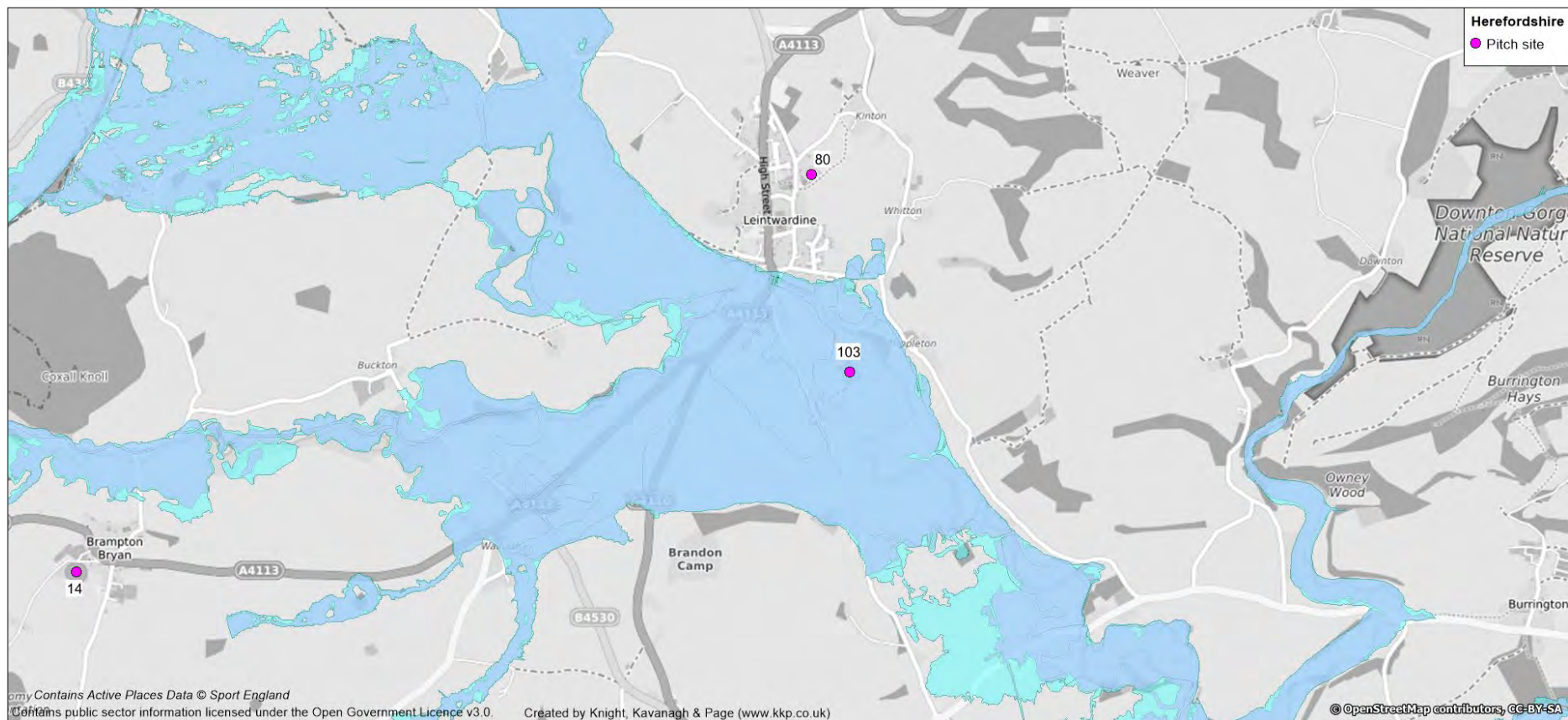
---

---

PPS ID	Site	Analysis area	Flood zone 2	Flood zone 3
184	St. Martins Bowls Club	Hereford	Yes	Yes
191	Eardisland Bowls Club	Leominster	Yes	Yes
193	Bromyard Bowls Club	Bromyard	Yes	Yes

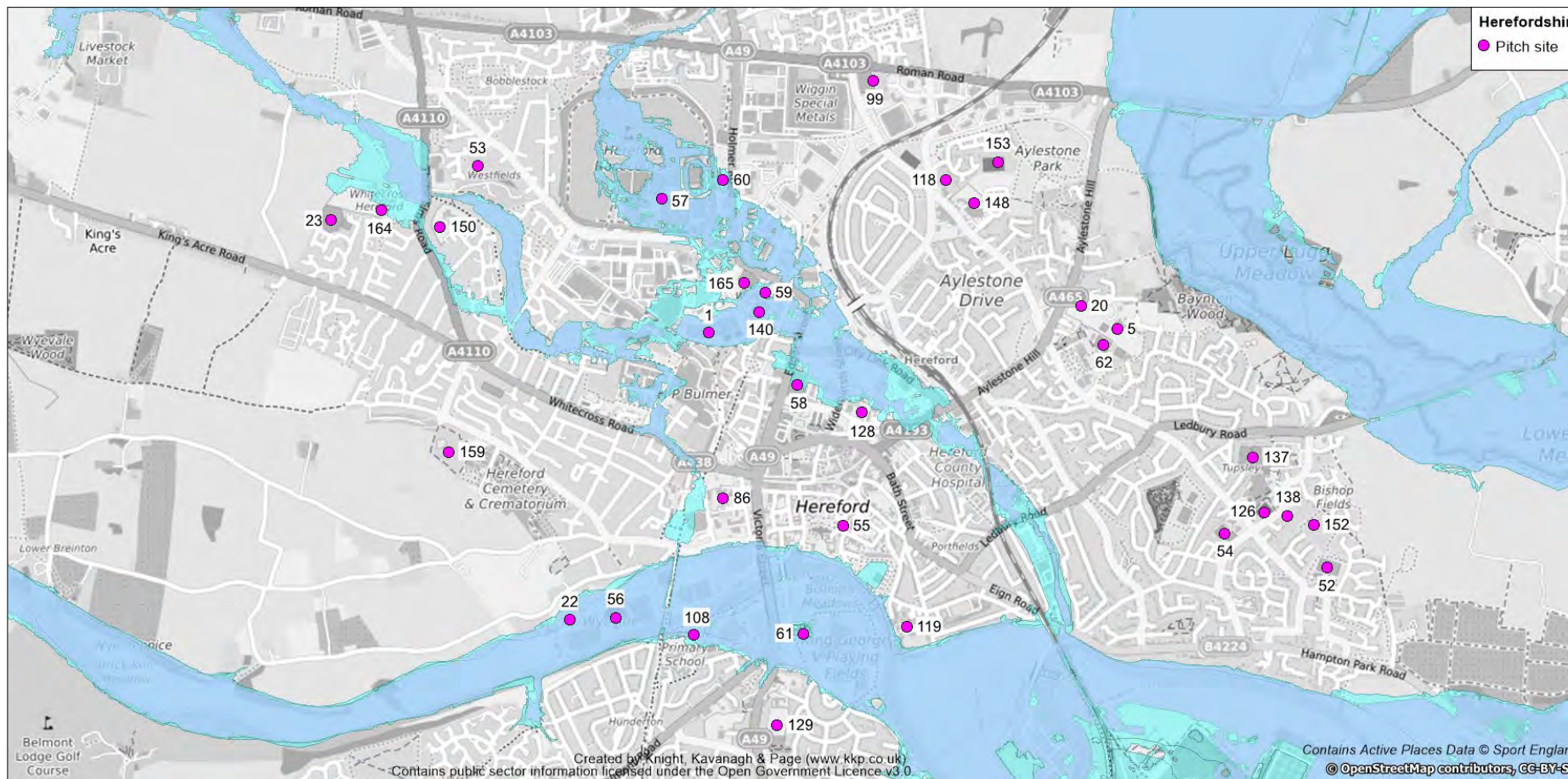
# HEREFORDSHIRE COUNCIL PLAYING PITCH & OUTDOOR SPORT STRATEGY

Figure 1.3: Map of playing pitch sites in flood zones (Leintwardine)



# HEREFORDSHIRE COUNCIL PLAYING PITCH & OUTDOOR SPORT STRATEGY

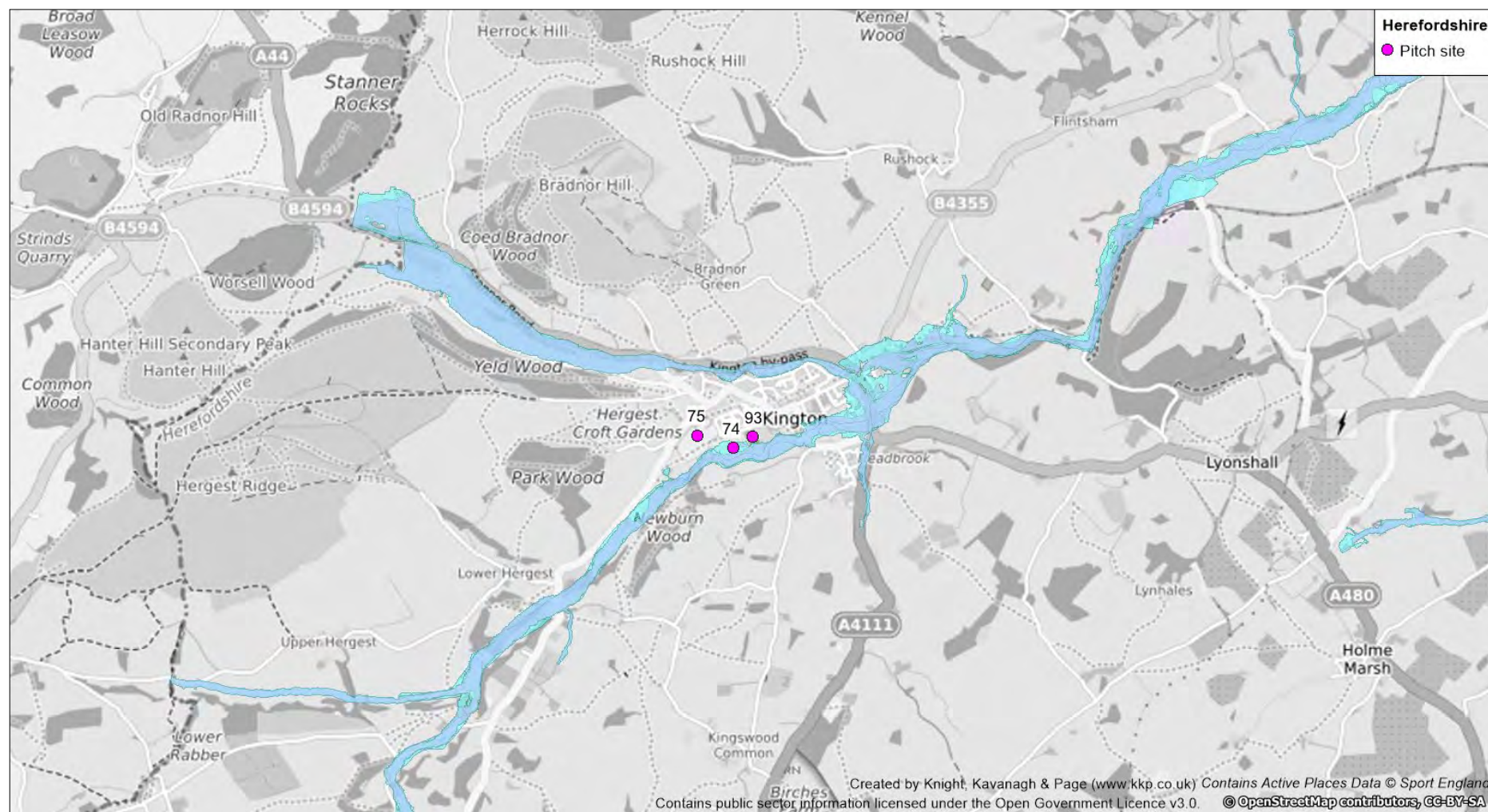
Figure 1.4: Map of playing pitch sites in flood zones (Hereford)





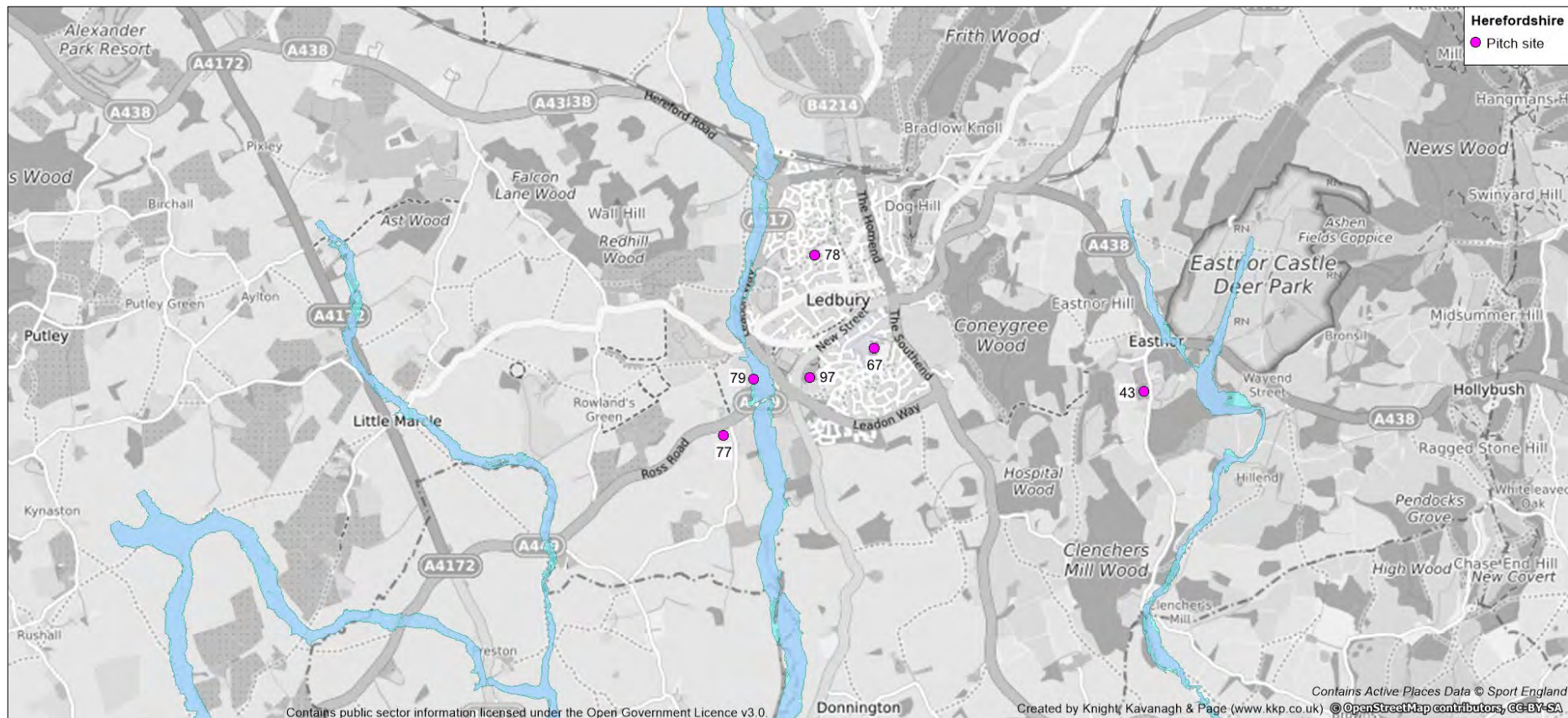
# HEREFORDSHIRE COUNCIL PLAYING PITCH & OUTDOOR SPORT STRATEGY

Figure 1.5: Map of playing pitch sites in flood zones (Kington)



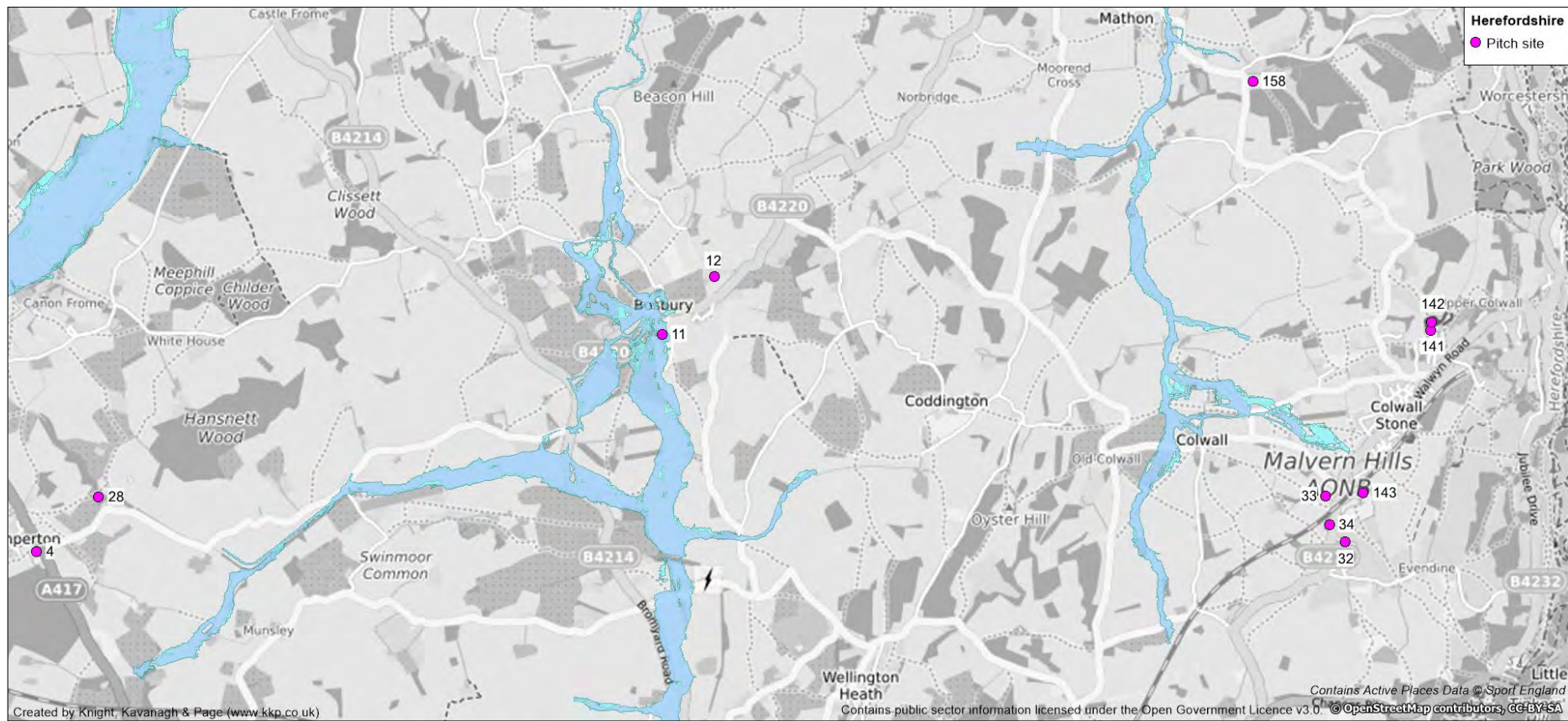
# HEREFORDSHIRE COUNCIL PLAYING PITCH & OUTDOOR SPORT STRATEGY

Figure 1.6: Map of playing pitch sites in flood zones (Ledbury)



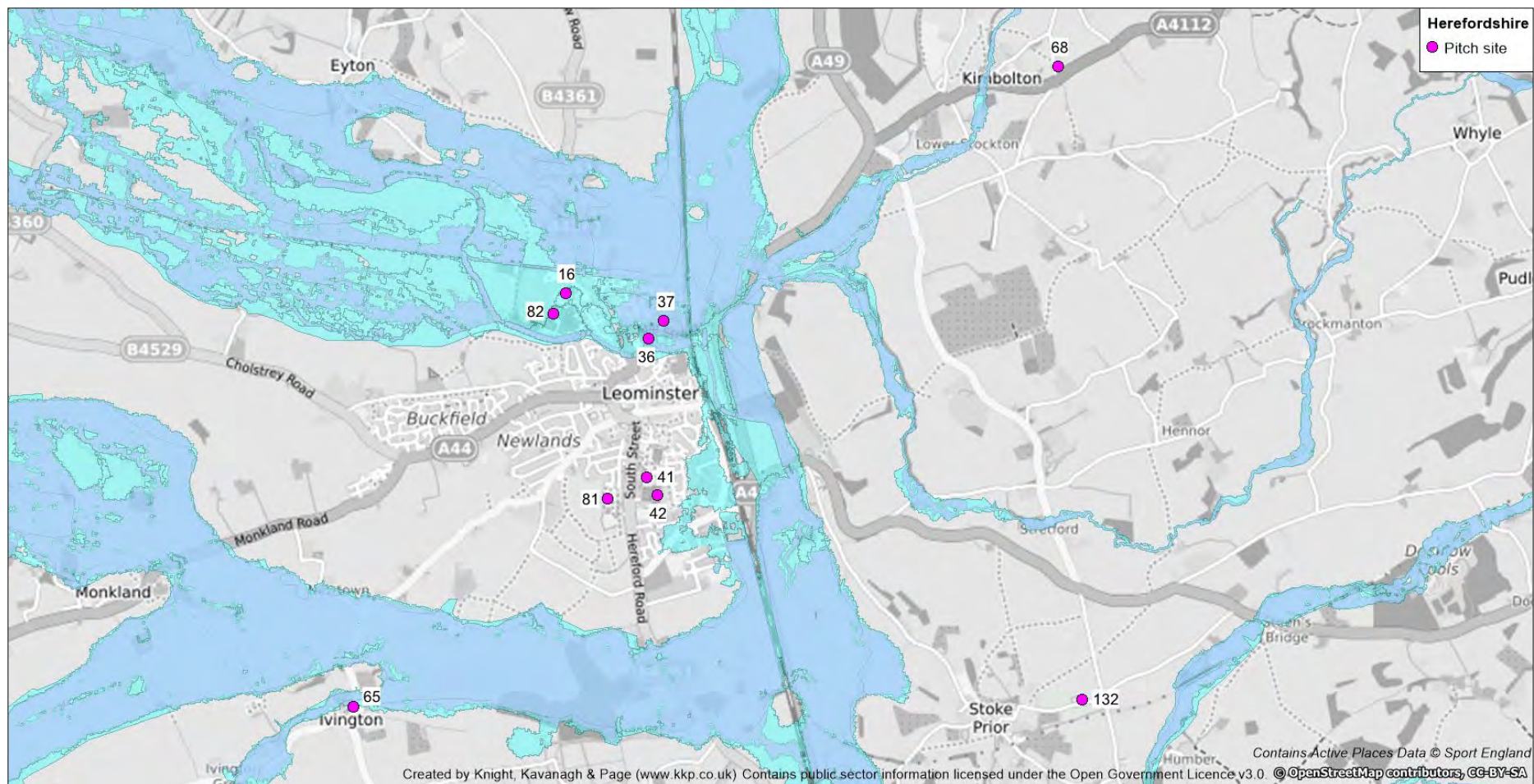
# HEREFORDSHIRE COUNCIL PLAYING PITCH & OUTDOOR SPORT STRATEGY

Figure 1.7: Map of playing pitch sites in flood zones (Bosbury)



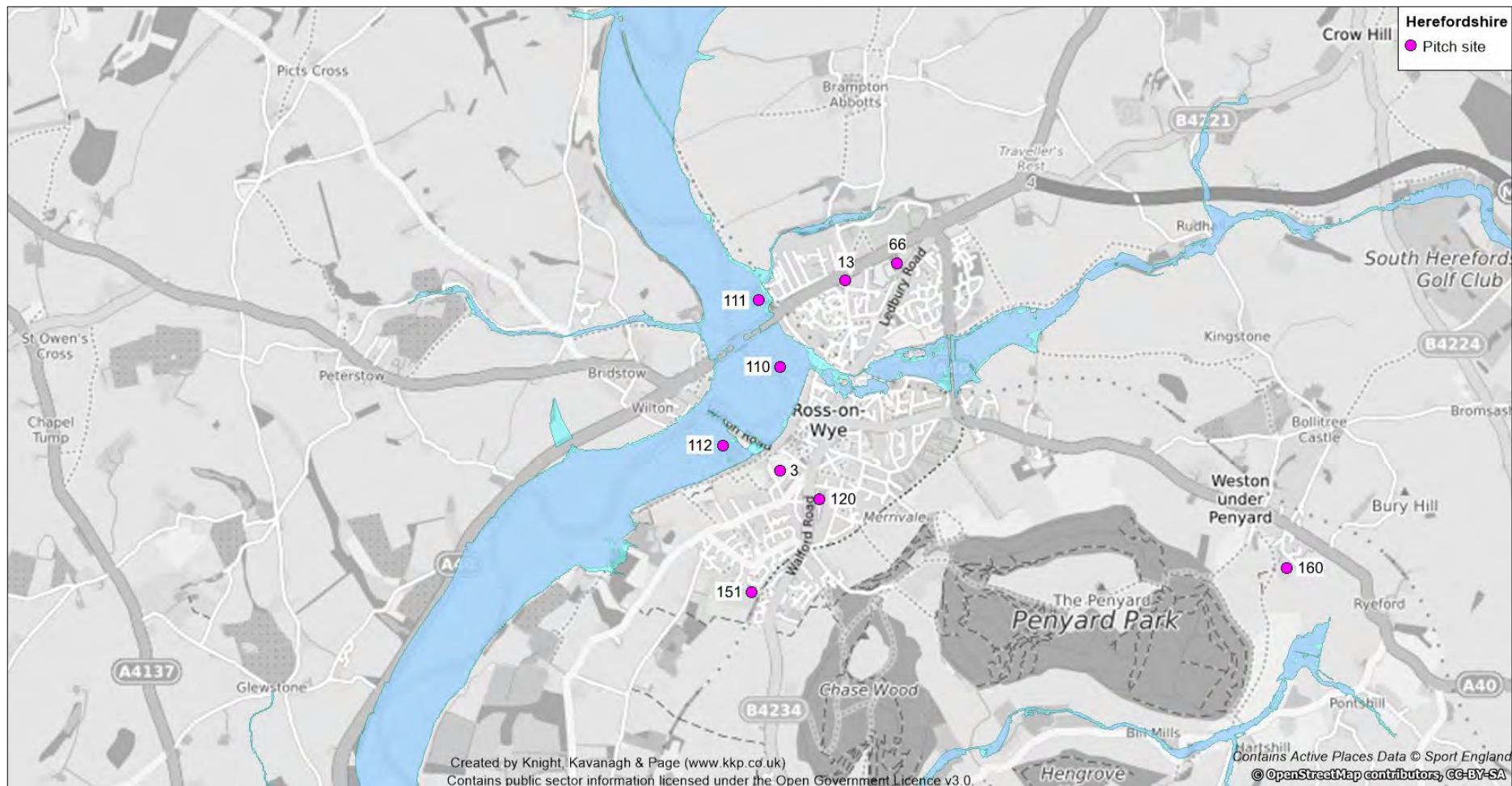
# HEREFORDSHIRE COUNCIL PLAYING PITCH & OUTDOOR SPORT STRATEGY

Figure 1.8: Map of playing pitch sites in flood zones (Leominster)



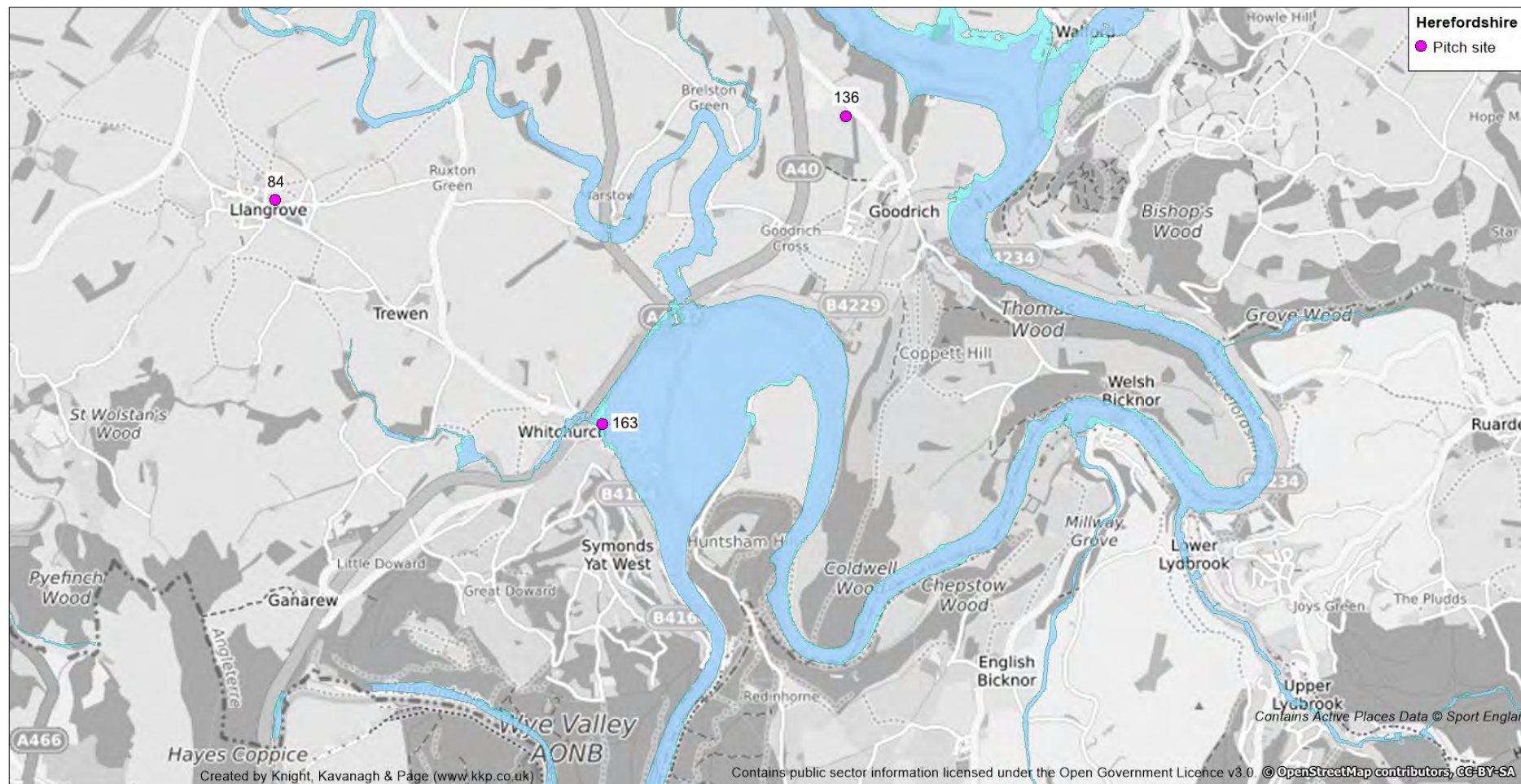
# HEREFORDSHIRE COUNCIL PLAYING PITCH & OUTDOOR SPORT STRATEGY

Figure 1.9: Map of playing pitch sites in flood zones (Ross-on-Wye)



# HEREFORDSHIRE COUNCIL PLAYING PITCH & OUTDOOR SPORT STRATEGY

Figure 1.10: Map of playing pitch sites in flood zones (Whitchurch)



# HEREFORDSHIRE COUNCIL PLAYING PITCH & OUTDOOR SPORT STRATEGY

## APPENDIX 4: ANALYSIS AREA WITH PARISH LISTS

<b>Analysis areas with parish lists</b>	
<b>Bromyard</b>	
Avenbury	Linton
Bodenham	Little Cowarne
Bredenbury	Newton
Brockhampton	Norton
Bromyard and Winslow	Ocle Pychard
Collington	Pencombe with Grendon Warren
Docklow and Hampton Wafer	Pudleston
Edvin Loach and Saltmarshe	Stoke Lacy
Edwyn Ralph	Tedstone Delamere
Felton	Tedstone Wafer
Ford and Stoke Prior	Thornbury
Grendon Bishop	Ullingswick
Hampton Charles	Upper Sapey
Hatfield and Newhampton	Wacton
Hope under Dinmore	Whitbourne
Humber	Wolferlow
<b>Golden Valley</b>	
Abbey Dore	Longtown
Bacton	Michaelchurch Escley
Blakemere	Moccas
Bredwardine	Newton
Clifford	Peterchurch
Craswall	Preston on Wye
Cusop	Rowlstone
Dorstone	St. Margarets
Dulas	Turnastone
Ewyas Harold	Tyberton
Llancillo	Vowchurch
Llanveynoe	Walterstone
<b>Hereford</b>	
Bartestree	Holmer & Shelwick
Belmont Rural	Kenchester
Bishopstone	King's Pyon
Breinton	Lower Bullingham
Bridge Sollers	Lugwardine
Brinsop and Wormsley	Madley
Burghill	Mansell Gamage
Byford	Mansell Lacy
Callow	Marden
Canon Pyon	Mordiford
Clehonger	Moreton on Lugg
Credenhill	Pipe and Lyde
Dewsall	Preston Wynne
Dinedor	Stoke Edith

## HEREFORDSHIRE COUNCIL PLAYING PITCH & OUTDOOR SPORT STRATEGY

<b>Analysis areas with parish lists</b>	
Dinmore	Stretton Sugwas
Dormington	Sutton
Eaton Bishop	Tarrington
Fownhope	Wellington
Grafton	Westhide
Hampton Bishop	Weston Beggard
Haywood	Withington
Hereford	Yazor
Holme Lacy	
<b>Kington</b>	
Almeley	Lyonsall
Brilley	Norton Canon
Brobury with Monnington on Wye	Pembridge
Eardisley	Rodd, Nash and Little Brampton
Huntington	Sarnesfield
Kington	Shobdon
Kington Rural	Staunton on Arrow
Kinnersley	Staunton on Wye
Knill	Titley
Letton	Whitney-on-Wye
Lower Harpton	Willersley and Winforton
<b>Ledbury</b>	
Acton Beauchamp	Evesbatch
Ashperton	Ledbury
Aylton	Little Marcle
Bishop's Frome	Mathon
Bosbury	Moreton Jeffries
Canon Frome	Much Cowarne
Castle Frome	Munsley
Coddington	Pixley
Colwall	Putley
Cradley and Storridge	Stanford Bishop
Donnington	Stretton Grandison
Eastnor	Wellington Heath
Eggleton	Yarkhill
<b>Leominster</b>	
Adforton	Laysters
Aymestrey	Leinthall Starkes
Birley with Upper Hill	Leintwardine
Brampton Bryan	Leominster
Brimfield	Lingen
Buckton and Coxall	Little Hereford
Burrington	Lucton
Byton	Luston
Combe	Middleton on the Hill
Croft and Yarpole	Monkland and Stretford
Dilwyn	Orleton



## HEREFORDSHIRE COUNCIL PLAYING PITCH & OUTDOOR SPORT STRATEGY

<b>Analysis areas with parish lists</b>	
Downton	Pipe Aston
Eardisland	Richards Castle (Hereford)
Elton	Stapleton
Eye, Moreton and Ashton	Walford, Letton and Newton
Eyton	Weobley
Kimbolton	Wigmore
Kingsland	Willey
Kinsham	
<b>Ross-on-Wye</b>	
Aconbury	Llangarron
Allensmore	Llanrothal
Aston Ingham	Llanwarne
Ballingham	Marstow
Bolstone	Much Birch
Brampton Abbotts	Much Dewchurch
Bridstow	Much Marcle
Brockhampton	Orcop
Foy	Pencoyd
Ganarew	Peterstow
Garway	Ross-on-Wye
Goodrich	Sellack
Harewood	Sollers Hope
Hentland	St. Weonards
Hope Mansell	Thrupton
How Caple	Tretire with Michaelchurch
Kentchurch	Upton Bishop
Kilpeck	Walford
Kings Caple	Welsh Bicknor
Kingstone	Welsh Newton
Lea	Weston under Penyard
Linton	Whitchurch
Little Birch	Woolhope
Little Dewchurch	Yatton
Llandinabo	

## HEREFORDSHIRE COUNCIL PLAYING PITCH & OUTDOOR SPORT STRATEGY

### APPENDIX 4: PPS SITE ID INFORMATION CROSS REFERENCED WITH OLD PPS

#### Hereford

Analysis area	Site ID	Site name	Post code	Previous PPS ID	Previous PPS Name
Hereford	1	Allpay Park - Moorhouse	HR4 9NA	PP183	Allpay Park, Widemarsh Common
Hereford	2	Amberley Park (Closed)	HR1 3EN	-	-
Hereford	5	Aylestone School	HR1 1HY	PP3	Aylestone High School
Hereford	6	Bartestree And Lugwardine Playing Fields	HR1 4BU	PP167	Barstree Village Hall Playing Fields
Hereford	7	Belmont Abbey	HR2 9RP	-	-
Hereford	8	Belmont Abbey (Closed)	HR2 9RP	-	-
Hereford	20	Broadlands Primary School	HR1 1HY	PP12	Broadlands County Primary School
Hereford	22	Broomy Hill	HR4 0LJ	PP157	Broomy Hill Football Ground
Hereford	23	Bulmers Sports Ground (Closed)	HR4 0SN	-	-
Hereford	24	Burghill Community Academy	HR4 7RP	PP14	Burghill County Primary School
Hereford	25	Burghill Tillington & Weobley Cricket Club	HR4 8LL	PP154	Tillington Cricket Ground
Hereford	29	Canon Pyon CE Academy	HR4 8PF	PP12	Canon Pyon Primary School
Hereford	48	Fownhope Recreation Field	HR1 4PJ	PP176	Fownhope Recreation Ground
Hereford	49	Garnons Cricket Club	HR4 7LD	PP125	Garnons Cricket Ground The Lawns, Garnons Estate
Hereford	52	Gorsty Lane	HR1 1UN	PP145	Gorsty Lane Football Pitch
Hereford	53	Grandstand Road Park	HR4 9JF	PP252	Grandstand Road
Hereford	54	Hampton Dene Primary School	HR1 1RT	PP31	Hampton Dene Primary School
Hereford	55	Hereford Cathedral School	HR1 2NG	PP106	Hereford Cathedral School
Hereford	56	Hereford Cathedral School Pitches	HR4 0PH	-	-
Hereford	57	Hereford City Sports Club	HR4 9NG	PP223	Hereford City Sports Club Ground
Hereford	58	Hereford FC (Edgar Street)	HR4 9JU	-	-
Hereford	59	Hereford Lads Club	HR4 9NA	PP187	HFA County Ground (Lads Club)
Hereford	60	Hereford Leisure Centre	HR4 9UD	PP162	Hereford Leisure Centre
Hereford	61	Hereford Leisure Pool (King George V Playing Fields)	HR2 7RQ	PP257	King George V Playing Fields
Hereford	62	Hereford Sixth Form College	HR1 1LU	PP161	Hereford Sixth Form

## HEREFORDSHIRE COUNCIL PLAYING PITCH & OUTDOOR SPORT STRATEGY

Analysis area	Site ID	Site name	Post code	Previous PPS ID	Previous PPS Name
Hereford	63	Holme Lacy Playing Field	HR2 6JY	PP152	Holme Lacy Football Ground
Hereford	64	Holme Lacy Primary School	HR2 6LW	PP33	Holme Lacy Primary School
Hereford	72	Kingstone Academy	HR2 9HJ	-	Kingstone High School
Hereford	86	Lord Scudamore Academy	HR4 0AS	PP56	Lord Scudamore Primary School
Hereford	89	Lugwardine Primary Academy	HR1 4DH	PP57	Lugwardine Primary School
Hereford	90	Madley Primary School	HR2 9PH	PP59	Madley Primary School
Hereford	91	Marden Primary Academy	HR1 3EW	PP60	Marden Primary School
Hereford	94	Mordiford C of E Primary School	HR1 4LW	PP63	Mordiford Primary School
Hereford	98	Newton Farm	HR2 7TD	PP172	Newton Farm Playing Fields
Hereford	99	Old School Lane (Pegasus Juniors)	HR1 1EX	PP188	Old School Lane, Hereford
Hereford	108	Riverside Primary School	HR2 7JF	-	-
Hereford	109	Roman Park - Credenhill	HR4 7DW	PP180	Credenhill Roman Park
Hereford	118	St Francis Xavier's Primary School	HR1 1DT	PP75	St Francis Xavier's Primary School
Hereford	119	St James' C of E Primary School	HR1 2QN	PP76	St James' Primary School
Hereford	121	St Mary's C of E Primary School	HR1 4PG	PP81	St Mary's Primary School
Hereford	124	St Mary's RC High School	HR1 4DR	PP80	St Mary's RC High School
Hereford	126	St Paul's C of E Primary School	HR1 1UX	PP83	St Paul's Primary School
Hereford	128	St Thomas Cantilupe C of E Academy	HR1 2DY	PP85	St Thomas Cantilupe Primary School
Hereford	129	St. Martin's Primary School	HR2 6AF	PP79	St Martin's Primary School
Hereford	130	St. Marys C of E Primary School	HR4 7DW	-	-
Hereford	133	Stretton Sugwas Academy	HR4 7AE	PP88	Stretton Sugwas Primary School
Hereford	134	Sutton Primary Academy	HR1 3SZ	PP111	Sutton Primary School
Hereford	135	Sutton Primary School (Closed)	HR1 3AZ	PP112	Sutton Primary School
Hereford	137	The Bishop of Hereford's Bluecoat School	HR1 1UU	PP5	Bishops Bluecoat High School
Hereford	138	The Bishop of Hereford's Bluecoat School (Hampton Dene Playing Fields)	HR1 1UX	PP31	Hampton Dene Primary School
Hereford	139	The Copse (Burghill Community Playing Fields)	HR4 7RW	-	-
Hereford	140	The County Ground (Herefordshire FA)	HR4 9NA	PP187	HFA County Ground
Hereford	145	The Hereford Academy	HR2 7NG	PP32	Hereford Academy (ATP)

## HEREFORDSHIRE COUNCIL PLAYING PITCH & OUTDOOR SPORT STRATEGY

Analysis area	Site ID	Site name	Post code	Previous PPS ID	Previous PPS Name
Hereford	146	The Hereford Academy (Closed)	HR2 7NG	-	-
Hereford	148	The Point 4	HR1 1DT	-	-
Hereford	149	The Volunteer Inn	HR1 3ET	PP137	Marden Cricket Club, The Volunteer Inn, Marden
Hereford	150	Trinity Primary School	HR4 0NU	PP90	Trinity Primary School
Hereford	152	Tupsley Quarry	HR1 1XA	PP182	Tupsley Quarry Football Ground
Hereford	153	Victoria Park (Hereford)	HR1 1AH	PP4	Aylestone School/Victoria Park, Hereford
Hereford	155	Wellington Playing Field	HR4 8AZ	PP255/PP193	Wellington Playing Fields
Hereford	159	Westfaling Street Park	HR4 0JF	-	-
Hereford	164	Whitecross High School Hereford	HR4 0RN	PP153	Whitecross PFI High School ATP
Hereford	165	Widemarsh Common (Hereford)	HR4 9NA	PP170	Widemarsh Common, Hereford-
Hereford	168	Withington Fields	HR1 3PX	-	-
Hereford	169	Withington Primary School	HR1 3QE	PP102	Withington Primary School
Hereford	172	Hereford Rugby Club	HR4 0PH	PP222	Hereford Rugby Club
Hereford	175	Hereford Squash Tennis & Racketball Centre	HR4 0LX	-	-
Hereford	176	Holme Lacy House Hotel Leisure Club	HR2 6LP	PP109	Holme Lacy College
Hereford	178	Madley Tennis Club	HR2 9LX	PP249	Madley Recreation Field
Hereford	184	St. Martin's Bowls Club	HR2 7JE	-	-
Hereford	185	Herefordshire Cricket Ground (Pentland Gardens)	HR4 0TN	PP162	Hereford Leisure Centre
Hereford	186	Hereford Bowls Club	HR4 0BA	-	-
Hereford	187	Castle Green	HR1 2NX	PP114	Castle Green Bowling Green
Hereford	198	Newton Farm Skate Park	HR2 7DG	PP172	Newton Farm Playing Fields
Hereford	200	Hereford Skate Park	HR4 9UD	-	-

### ***Bromyard***

Analysis area	Site ID	Site name	Post code	Previous PPS ID	Previous PPS Name
Bromyard	15	Bredenbury Primary School	HR7 4TF	PP9	Bredenbury Primary School
Bromyard	19	Bringsty Common	WR6 5UW	PP204	Bringsty Common Football Ground

## HEREFORDSHIRE COUNCIL PLAYING PITCH & OUTDOOR SPORT STRATEGY

Analysis area	Site ID	Site name	Post code	Previous PPS ID	Previous PPS Name
Bromyard	21	Brockhampton Academy	WR6 5TD	PP13	Brockhampton Primary School
Bromyard	26	Burley Gate C of E Primary School	HR1 3QR	PP20	Burley Gate Primary School
Bromyard	31	Clive Richards Sports Ground	HR7 4LP	-	-
Bromyard	38	Delahay Meadow	HR7 4NT	PP205	Bromyard Football Ground, Delahay Meadow
Bromyard	105	Pencombe C E Primary School	HR7 4SH	PP69	Pencombe Primary School
Bromyard	107	Queen Elizabeth High School	HR7 4QS	PP71	Queen Elizabeth High School
Bromyard	113	Sapey Cricket Ground	WR6 6EU	PP134	Sapey Cricket Ground
Bromyard	122	St Mary's of Hope C of E Primary School (Closed)	HR6 0PJ	-	-
Bromyard	125	St Michael's C of E Primary School	HR1 3JU	-	-
Bromyard	127	St Peter's Primary School	HR7 4UY	PP84	St Peter's
Bromyard	132	Stoke Prior Primary School	HR6 0ND	PP65	Stoke Prior Primary School
Bromyard	161	Whitbourne C.E Primary School (Closed)	WR6 5SP	PP97	Whitbourne Primary School
Bromyard	162	Whitbourne Playing Field	WR6 5RN	PP178	Whitbourne Playing Fileds
Bromyard	180	Bodenham & District Tennis Club	HR1 3LB	PP233	Bodenham Tennis Courts
Bromyard	193	Bromyard Bowls Club	HR7 4LW	PP250	Bromyard Sports Foundation
Bromyard	196	Bodenham Bowls Club	HR1 3LS	-	-
Bromyard	197	Bromyard Skate Park	HR7 4TW	-	-
Bromyard	202	Gaines Manor	WR6 5RN	PP230	Gaines Tennis Courts

### **Golden Valley**

Analysis area	Site ID	Site name	Post code	Previous PPS ID	Previous PPS Name
Golden Valley	30	Clifford Primary School	HR3 5HA	PP18	Clifford Primary School
Golden Valley	35	Coppice Field (Moccas Cricket Club)	HR2 9LG	PP143	Moccas Cricket Ground
Golden Valley	39	Dorstone Playing Field	HR3 6AW	PP155	Dorstone Playing Fields
Golden Valley	44	Escley & District Sports Pavilion	HR2 0JS	PP175	The Sports Field, Michaelchu
Golden Valley	45	Ewyas Harold Primary School	HR2 0EY	PP26	Ewyas Harold Primary School
Golden Valley	46	Ewyas Harold Recreation Ground	HR2 0JD	PP156	Ewyas Harold Recreation Ground
Golden Valley	47	Fairfield High School	HR2 0SG	-	-

## HEREFORDSHIRE COUNCIL PLAYING PITCH & OUTDOOR SPORT STRATEGY

Analysis area	Site ID	Site name	Post code	Previous PPS ID	Previous PPS Name
Golden Valley	85	Longtown Community Primary School	HR2 0LE	PP55	Longtown Primary School
Golden Valley	92	Michaelchurch Escley Primary School	HR2 0PT	PP62	Michaelchurch Escley Primary
Golden Valley	106	Peterchurch Primary School	HR2 0RP	PP70	Peterchurch Primary School
Golden Valley	179	Preston-on-Wye Tennis Courts	HR2 9JU	-	-

### *Kington*

Analysis area	Site ID	Site name	Post code	Previous PPS ID	Previous PPS Name
Kington	17	Brilley C of E Primary School (Closed)	HR3 6JG	-	-
Kington	40	Eardisley C of E Primary School	HR3 6NS	PP23	Eardisley Primary School
Kington	74	Kington Recreation Ground	HR5 3AW	PP246	Kington Recreational Ground
Kington	75	Lady Hawkins Community Leisure Centre	HR5 3AG	PP247	Lady Hawkins High School
Kington	93	Mill Street (Kington Town FC)	HR5 3AL	PP158	Kington Town Football Ground, Mill Street
Kington	104	Pembridge C Of E Primary School	HR6 9EA	PP68	Pembridge Primary School
Kington	115	Shobdon Airfield	HR6 9NR	PP197	Shobdon Football Ground, Shobdon Airfield
Kington	116	Shobdon Primary School	HR6 9LX	PP73	Shobdon Primary School
Kington	117	Spearmarsh Common	HR3 6LH	PP132	Spearmarsh Common
Kington	131	Staunton-On-Wye Endowed Primary School	HR4 7LT	PP87	Staunton-On-Wye Primary School
Kington	144	The Hayes (Closed)	HR6 9NZ	-	-
Kington	173	Eardisley Tennis Courts	HR3 6NS	PP234	Eardisley Tennis Courts
Kington	201	Kington Bowls Club	HR5 3AP	PP115	Kington Bowling Green

### *Ledbury*

Analysis area	Site ID	Site name	Post code	Previous PPS ID	Previous PPS Name
Ledbury	4	Ashperton Primary Academy	HR8 2SE	PP2	Ashperton Primary School
Ledbury	10	Bishops Frome Sports Ground	WR6 5DA	PP136	Bishops Frome Recreation Ground
Ledbury	11	Bosbury C of E Primary School	HR8 1PX	PP7	Bosbury Primary School

## HEREFORDSHIRE COUNCIL PLAYING PITCH & OUTDOOR SPORT STRATEGY

Analysis area	Site ID	Site name	Post code	Previous PPS ID	Previous PPS Name
Ledbury	12	Bosbury FC (Closed)	HR8 1QU	PP206	Bosbury Football Ground
Ledbury	28	Canon Frome Cricket Club	HR8 2SB	PP142	Canon Frome Cricket Ground
Ledbury	32	Colwall C of E Primary School (Closed)	WR13 6DU	-	-
Ledbury	33	Colwall Cricket Club	WR13 6EH	PP123	Colwall Cricket Club
Ledbury	34	Colwall Football Pitch	WR13 6EF	PP173	Colwall Playing Fields
Ledbury	43	Eastnor CC	HR8 1RW	PP133	Eastnor Cricket Ground
Ledbury	67	John Masefield High School (JMSPORT)	HR8 2HF	PP41	John Masefield High School
Ledbury	77	Ledbury Cricket Club	HR8 2LW	PP128	Ledbury Cricket Ground
Ledbury	78	Ledbury Primary School	HR8 2BE	PP49	Ledbury Primary School
Ledbury	79	Ledbury Rugby Club	HR8 2LP	PP110	Ledbury Rugby and Football Club
Ledbury	97	New Street Football Club (Ledbury Town FC)	HR8 2EL	PP159	Ledbury Town Football Ground, New Street
Ledbury	141	The Downs - Malvern College Preparatory School	WR13 6EY	PP107	The Downs School
Ledbury	142	The Downs - Malvern College Sports Field	WR13 6EX	PP108	The Downs School
Ledbury	143	The Elms School	WR13 6EF	-	-
Ledbury	158	West Malvern Cricket Club	WR13 5NZ	PP135	West Malvern Cricket Ground
Ledbury	177	Ledbury Lawn Tennis Club	HR8 2JE	PP232	Ledbury Tennis Courts
Ledbury	183	Mathon Cradley & Storridge Tennis Club	WR13 5PG	PP235	Mathon Cradley, Storridge Tennis
Ledbury	188	Eastnor Bowls Club	HR8 1RQ	PP120	Eastnor Bowling Green
Ledbury	189	Ledbury Bowling Club	HR8 1AA	PP117	Ledbury Bowling Green

### Leominster

Analysis area	Site ID	Site name	Post code	Previous PPS ID	Previous PPS Name
Leominster	14	Brampton Bryan and Leintwardine Cricket Club	SY7 0DH	-	-
Leominster	16	Bridge Street Sports Centre	HR6 0HQ	PP168	Bridge Street Sports Park
Leominster	18	Brimfield and Little Hereford Sports Club		PP245	Brimfield & Little Hereford Sports Ground
Leominster	27	Bury Lane Community Field	HR6 9QN	PP179	Bury Court Playing Fields
Leominster	36	Dales Cricket Club	HR6 9SQ	PP124	Dales Cricket Ground

## HEREFORDSHIRE COUNCIL PLAYING PITCH & OUTDOOR SPORT STRATEGY

Analysis area	Site ID	Site name	Post code	Previous PPS ID	Previous PPS Name
Leominster	37	Dales Limited Football Club (Closed)	HR6 8JZ	-	-
Leominster	41	Earl Mortimer College and Sixth Form Centre	HR6 8EA	PP248	Earl Mortimer College
Leominster	42	Earl Mortimer College and Sixth Form Centre (Closed)	HR6 9PN	-	-
Leominster	65	Ivington C of E Primary School	HR6 9SB	PP37	Ivington Primary School
Leominster	68	Kimbolton St James C of E Primary School	HR6 9EA	PP77	St James Primary School
Leominster	70	Kingsland C of E Primary School	HR6 9LX	PP44	Kingsland Primary School
Leominster	71	Kingsland Coronation Hall	HR6 0PJ	PP149	Kingsland Village Hall
Leominster	80	Leintwardine Primary School	SY7 0LL	PP207	Leintwardine Football Ground
Leominster	81	Leominster Junior School (Closed)	HR6 0ND	-	-
Leominster	82	Leominster Town FC (Bridge Street Sports Park)	HR6 9NZ	PP168	Bridge Street Sports Park
Leominster	87	Lucton School	HR6 9UW	PP58	Lucton Primary School
Leominster	88	Luctonians Sports Club	HR6 9UN	PP224	Luctonians Rugby Ground
Leominster	101	Orleton C Of E Primary School	SY8 4HQ	PP66	Orleton Primary School
Leominster	102	Orleton Recreation Ground	SY8 4HW	PP186	Orleton Football Ground
Leominster	103	Paytoe Lane Sports Ground (Closed)	SY7 0LE	-	-
Leominster	123	St Mary's Primary School	HR4 8HR	-	-
Leominster	156	Weobley Football Club (Closed)	HR4 8QL	PP177	Weobley Recreation Ground
Leominster	157	Weobley High School	HR4 8ST	PP72	Weobley High School
Leominster	166	Wigmore Leisure Centre	HR6 9PN	PP100	Wigmore High School
Leominster	167	Wigmore Primary School	HR6 9SB	PP101	Wigmore Primary School
Leominster	171	Leominster FC	HR6 8EA	PP168	Bridge Street Sports Park
Leominster	182	Brimfield And Little Hereford Tennis & Bowls Club	SY8 4BG	PP245	Brimfield & Little Hereford Sports Ground
Leominster	190	Leominster Bowls Club	HR6 8PH	PP119	Alderman's Meadow, Leominster
Leominster	191	Eardisland Bowls Club	HR6 9BP	PP118	Eardisland Bowling Club



## HEREFORDSHIRE COUNCIL PLAYING PITCH & OUTDOOR SPORT STRATEGY

Analysis area	Site ID	Site name	Post code	Previous PPS ID	Previous PPS Name
Leominster	192	Kingsland Bowling Club	HR6 9QN	PP224	Luctonians Ground: Mortimer Park, Kingsland
Leominster	203	Weobley & District Bowling Club	HR4 8QL	PP116	Weobley Bowling Green

### Ross-on-Wye

Analysis area	Site ID	Site name	Post code	Previous PPS ID	Previous PPS Name
Ross-on-Wye	3	Ashfield Park Primary School	HR9 5AU	PP1	Ashfield Park Primary School
Ross-on-Wye	9	Berryfield Woolhope Playing Fields	HR1 4QZ	PP166	Berryfields Playing Fields
Ross-on-Wye	13	Brampton Abbots C of E Primary School	HR9 7FX	PP8	Brampton Abbots and Foy Group
Ross-on-Wye	50	Garway Primary School	HR2 8RQ	PP28	Garway Primary School
Ross-on-Wye	51	Gorsley Goffs Primary School	HR9 7SE	PP30	Gorsley Primary School
Ross-on-Wye	66	John Kyrle Academy	HR9 7ET	PP38	John Kyrie High School
Ross-on-Wye	69	King's Caple Primary Academy	HR1 4TZ	PP43	Kings Caple Primary School
Ross-on-Wye	73	Kingstone and Thruxton Primary School	HR2 9HJ	PP45	Kingstone & Thruxton Primary School
Ross-on-Wye	76	Lea C of E Primary School	HR9 7JY	PP48	Lea Primary School
Ross-on-Wye	83	Little Dewchurch C of E Primary School	HR2 6PN	-	-
Ross-on-Wye	84	Llangrove CE Academy	HR9 6EZ	PP54	Llangrove Primary School
Ross-on-Wye	95	Much Birch C of E Primary School	HR2 8HL	PP64	Much Birch Primary School
Ross-on-Wye	96	Much Marcle C of E Primary School	HR8 2LY	PP65	Much Marcle Primary School
Ross-on-Wye	100	Orcop Village Hall	HR2 8ET	PP200	Orcop Football Ground
Ross-on-Wye	110	Ross Rowing Club	HR9 7BU	PP191	Ross Football Ground, Ross Rowing Club, Ross, Mini Pitch
Ross-on-Wye	111	Ross Rugby Football Club	HR9 7GQ	PP191	Ross Football Club
Ross-on-Wye	112	Ross-On-Wye Sports Centre	HR9 5JA	PP253	Ross Sports Centre
Ross-on-Wye	114	Seven Site	HR2 9ER	PP174	Kingstone Seven Site Playing Fields
Ross-on-Wye	120	St Joseph's RC Primary School	HR9 5AW	PP78	St Joseph's Primary School

## HEREFORDSHIRE COUNCIL PLAYING PITCH & OUTDOOR SPORT STRATEGY

Analysis area	Site ID	Site name	Post code	Previous PPS ID	Previous PPS Name
Ross-on-Wye	136	The Avenue (Goodrich Cricket Club)	HR9 6HT	PP126	Goodrich Cricket Ground
Ross-on-Wye	147	The Parks	HR1 4TQ	PP121	Brockhampton Cricket Ground, The Parks (Main Ground)
Ross-on-Wye	151	Tudor Park	HR9 5UQ	-	-
Ross-on-Wye	154	Walford Primary School	HR9 5SA	PP191	Walford Primary School
Ross-on-Wye	160	Weston-Under-Penyard Village Hall and Recreation Ground	HR9 7PA	PP95	Weston-under-Penyard Village Hall
Ross-on-Wye	163	Whitchurch C of E Primary School	HR9 6DA	PP98	Whitchurch Primary School
Ross-on-Wye	170	Wormelow Cricket Club	HR2 8EJ	PP130	Wormelow Cricket Ground
Ross-on-Wye	174	Goodrich Tennis Club	HR9 6JA	PP229	Goodrich Tennis Courts
Ross-on-Wye	181	Ross on Wye Tennis Centre	HR9 5AR	PP226	Crossfield Tennis Courts, Ross
Ross-on-Wye	194	Aston Ingham Bowls Club	HR9 7LS	-	-
Ross-on-Wye	195	Ross-On-Wye Bowling Club	HR9 5AR	PP228	Ross Bowling Green
Ross-on-Wye	199	Ross-on-Wye Skate Park	HR9 7BY	-	-