

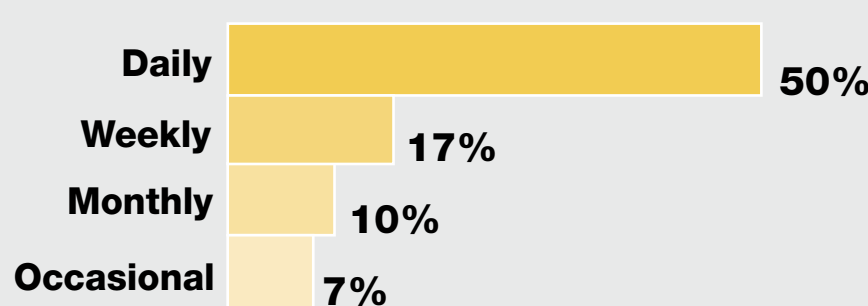


Hereford Station Transport Hub Consultation Summary

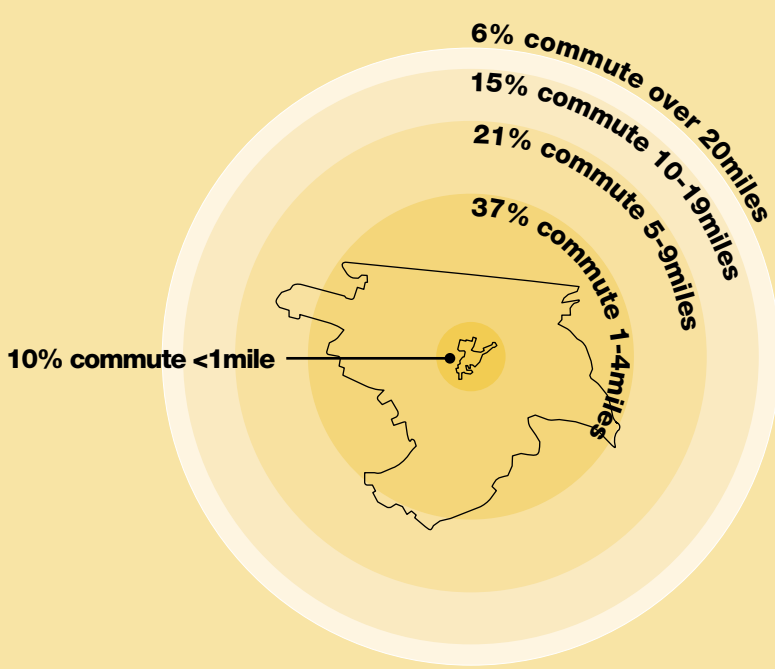
241 Public Responses

Thank you to everyone who took the time to feedback to the transport hub consultation. The feedback gathered is being used to inform the next stages of development.

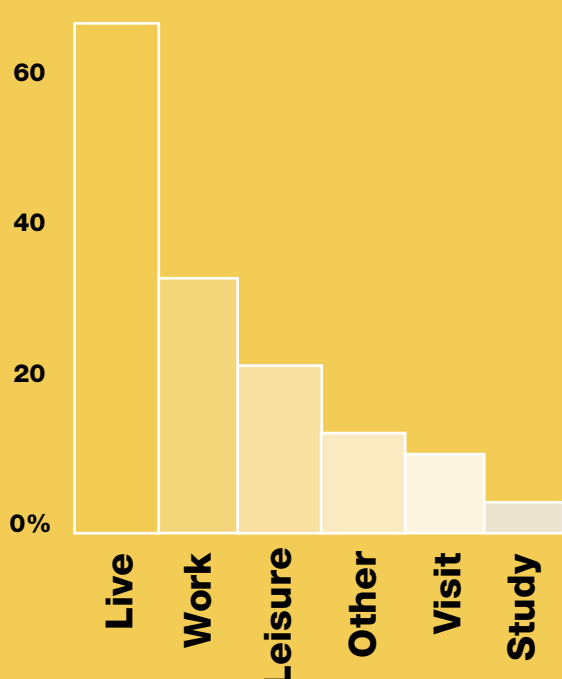
How often people use the station



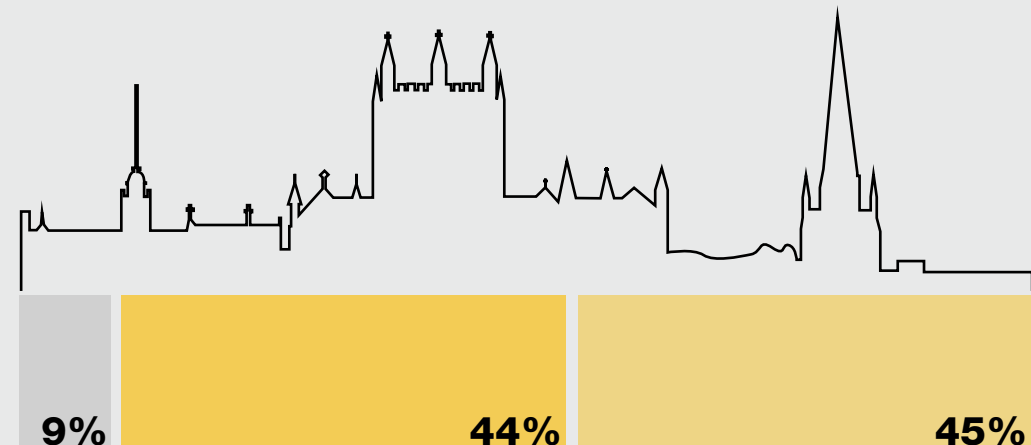
How far people travel to the station



Why people were visiting Hereford



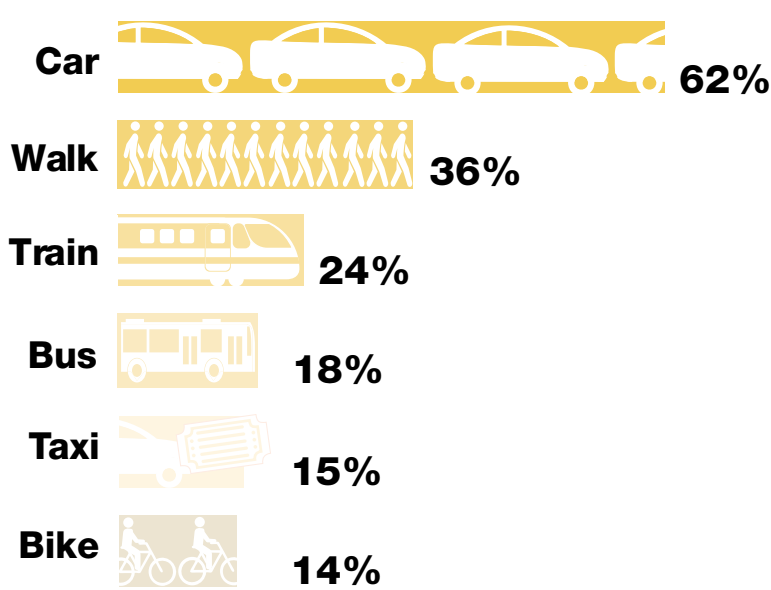
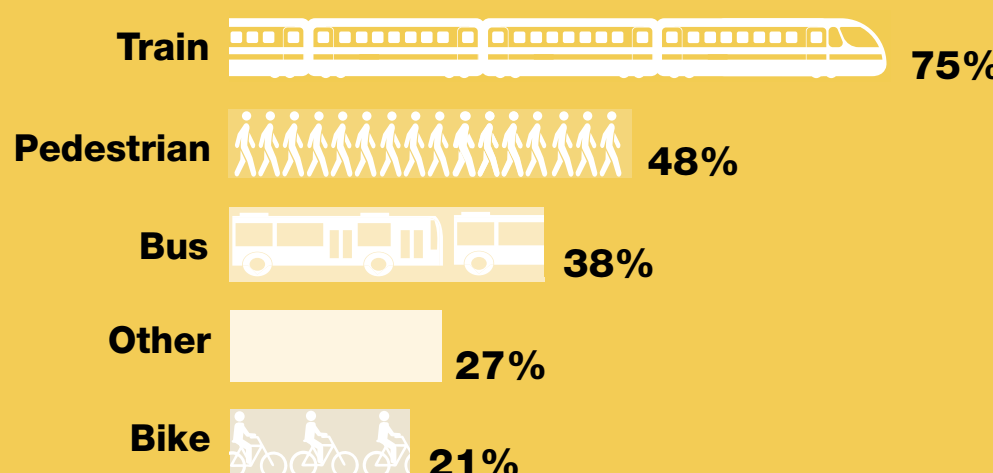
Celebrating the unique character of Hereford



With 45% of respondents telling us the scheme could do more to celebrate Hereford, we've reviewed the paving type along with the introduction of different species of apple trees and more areas for public art.

How people would use the space

The consultation found that the majority of people would use the space as a train user or as a pedestrian. People using the space as a cyclist or bus user was lower. The inclusion of a transport hub that increases the use of buses and cycling around the station would therefore seem beneficial.



How people currently travel to the station

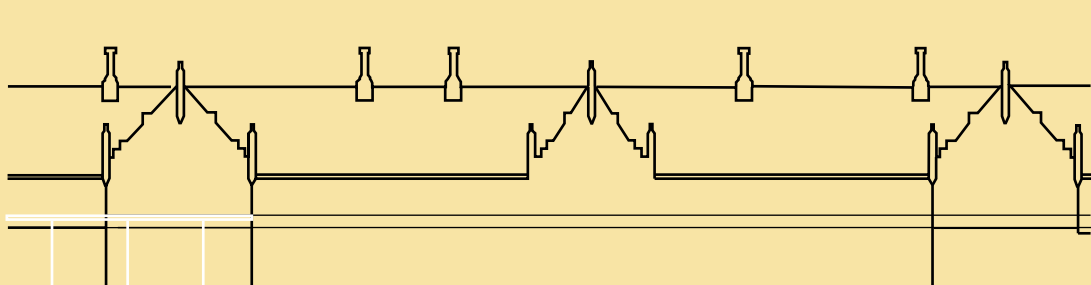
The scheme aims to promote other means of getting to the station. The scheme also prioritises pedestrian movement, which through consultation with stakeholders such as the Royal National College for the Blind was found to be a positive aspect of the proposal.

Sustainability improvements

Although the proposed scheme considers both biodiversity and sustainability benefits, such as the use of paving that removes nitrates from the air, several respondents raised the possibility of doing more with the canopy roof space. Since consultation, the canopy design has been updated to include solar panels on the roof.



Impact on the existing listed station building



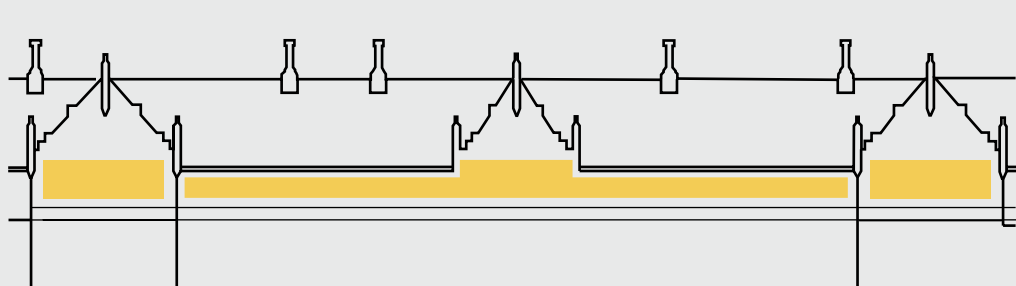
The consultation found that some people were concerned regarding the 'modern' canopy and its impact on the grade 2 listed building. The scheme has been designed to remove impact and take cues from the listed building. The canopy has been designed to provide a thin edge profile, reduce obstructions below the canopy and reduce the canopy length so it does not impact on the view of the station from city link road. The canopy and buses are positioned to the west of the approach to retain the historic station approach view from the east.

Improving cycling facilities

The consultation found that more covered cycle parking and cycle repair facilities would be beneficial in the scheme. Since consultation, the scheme has increased covered cycle parking, through a mix of low level and higher bike shelters. A cycle repair area has also been included.



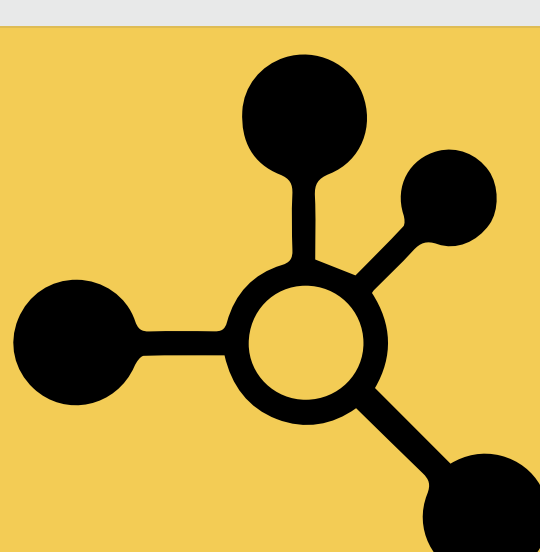
Use of the existing station building



The consultation found that the community would see strong benefit in making use of the upper levels of the existing station building. Although not part of this scheme, since consultation this is being considered by Network Rail and Transport for Wales, and involving Herefordshire Council.

Wider connections

Consultation found that a key area of concern was the crossing of City Link Road and the current crossing times. Although not part of the scheme, a review of the crossing and crossing times is being progressed by the council's highways team.



What happens now?

Hereford Station Transport Hub will soon be submitted for planning permission, and we are currently working up the detailed designs. If approved construction will start later in the year.