

Shaping Our Place 2026

Local Development Framework

Place Shaping Paper Results Report for voting slips & short questionnaires

July 2010

Results report on the Place Shaping consultation January – March 2010

Voting slips and Short Questionnaire analysis

In addition to the Place Shaping questionnaires, short questionnaires were used in the newspaper wrap-arounds and at events to try and encourage more people to respond to the consultation, however, only the specific questions covering the road and the Hereford option were identical to those within the main questionnaire.

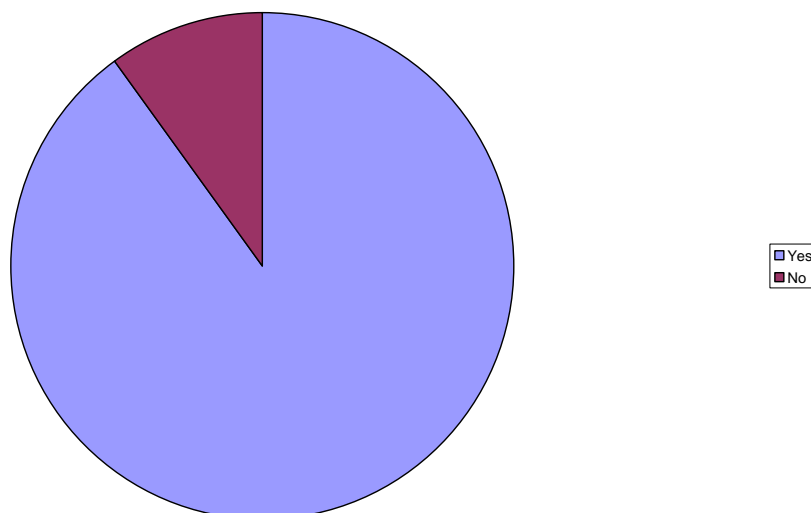
Voting slips were also used to ensure that the council engaged more widely, these were used at the Hereford High town roadshow and the Hereford evening event held at Aylestone.

The results from these two methods can be found below:

Q1 - Do you agree that we need to take action to sustain and enhance our communities in the County?

	No	Percentage
Yes	710	89.9%
No	80	10.1%
Total	790	

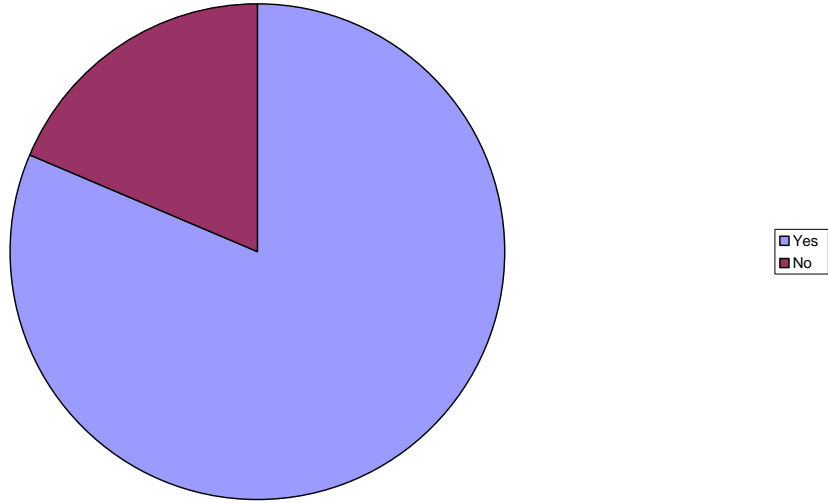
Q1 Do you agree that we need to take action to sustain and enhance our communities in the county?



Q2 – Do you agree that planned growth will assist this process both in Hereford and elsewhere in the County?

	No	Percentage
Yes	856	81.3%
No	197	18.7%
Totals	1053	

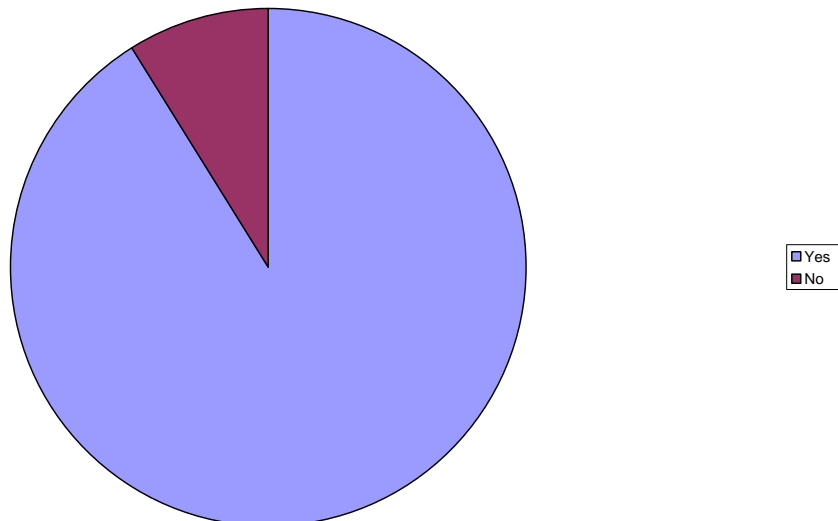
Q2 Do you agree that planned growth will assist in this process both in Hereford and elsewhere in the county?



Q3 – Do you support the vision that there should be decent and affordable housing in the county?

	No	Percentage
Yes	873	91.1%
No	85	8.9%
Totals	958	

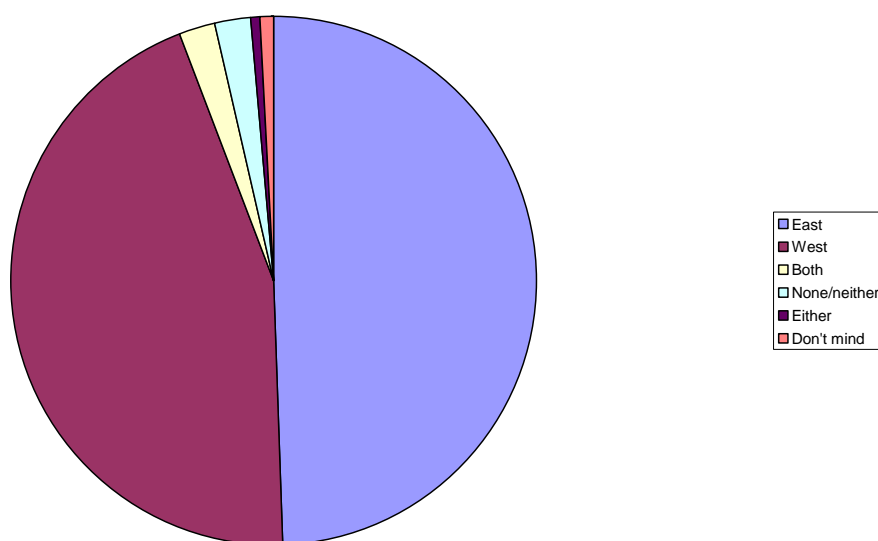
Q3 Do you support the vision that there should be decent and affordable housing in the county?



Q4 – Which route for a relief road is most appropriate – East or West of the city?
(The table below shows the combined results from the Short Questionnaire and from the relevant question (Q2) from the voting slips)

	No from Short Questionnaires	No from the voting slips	Totals from both	Percentage
East	523	199	722	49.3%
West	484	172	656	44.8%
Both	24	10	34	2.3%
None/neither	28	2	30	2.0%
Either	11	0	11	0.8%
Don't mind	2	9	11	0.8%
Totals	1072	392	1464	

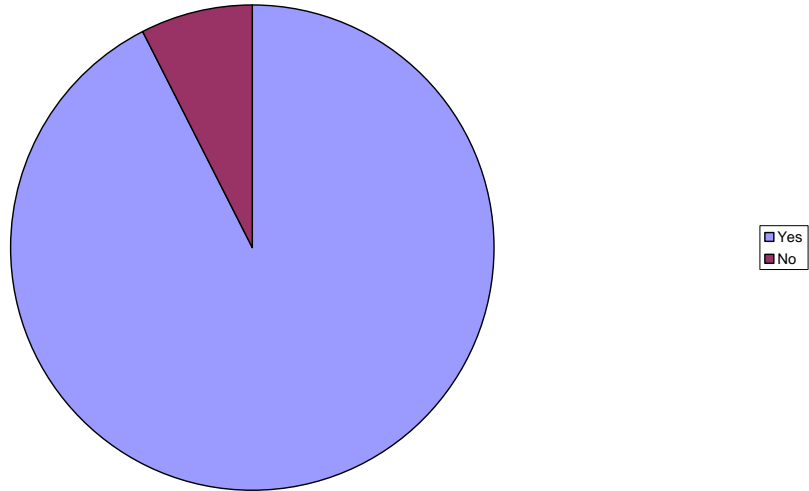
Which route for a relief road for Hereford is most appropriate – east or west of the City?



Q5 – Do you support the view that the council should seek to widen the range of jobs available in the county and improve the skills of its workforce?

	No	Percentage
Yes	974	92.6%
No	78	7.4%
Totals	1052	

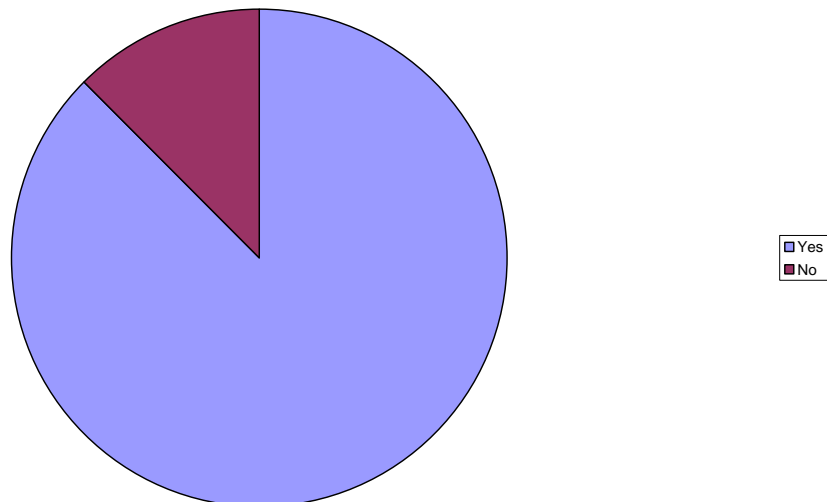
Q5 Do you support the view that the council should seek to widen the range of jobs available in the county and improve the skills of its workforce?



Q6 – Do you support the approach of sustaining rural facilities by enabling appropriate growth in rural centres?

	No	Percentage
Yes	909	87.6%
No	129	12.4%
Total	1038	

Q6 Do you support the approach of sustaining rural facilities by enabling appropriate growth in rural centres?



Voting slips Q1 – Do you want a relief road?

	No	Percentage
Yes	293	90.2%
No	32	9.8%
Total	325	

Do you want a relief road?

